


**YAMAHA**



**PARTS  
CATALOGUE  
CATALOGUE  
DE PIÉCES  
DETACHÉES**

**F50A '96 (62Y)**

**F50B '96 (64J)**

**F45A '96 (62Y)**

**YAMAHA**  
**GENUINE**  
Parts & Accessories

2U62Y-300F1

**A1**

# FOREWORD

This Parts Catalogue is related to the parts for the model(s) in the below frame. When you are ordering replacement parts, please refer to this Parts Catalogue and quote both part numbers and part names correctly.

F50A'96 (62Y), F50B'96 (64J), F45A'96 (62Y)

1. Modifications or additions which have been made after issue of the Parts Catalogue will be announced in the Yamaha Parts News.  
It is advisable that you make necessary corrections to the Parts Catalogue according to the Yamaha Parts News.

## 2. Abbreviations

The following abbreviations are used in this Parts Catalogue.

"UR"	Use specified parts number.	"M"	Manual start model
"UN"	Use as many as needed.	"E"	Electric start model
"AP"	Alternate Parts	"PTT"	Power Trim & Tilt model
"LM"	Local Made (Parts need to be ordered locally)	"H/T"	Hydro Tilt model
"O/S"	Over Size	"M/T"	Manual Tilt model
		"T.H/D"	Tiller Handle model

3. Parts, which are to be supplied in an assembly, are listed with a dot (.) in front of the part name as shown below.

### EXAMPLE

CARBURETOR ASSY  
. JET, PILOT  
. NOZZLE, MAIN

## 4. Number of component for assembly

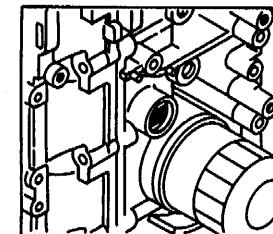
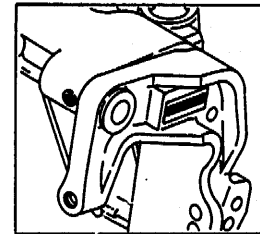
The numeral appearing to the right of each component part indicates the quantity of parts for each assembly unit.

### EXAMPLE

PART NO.	DESCRIPTION	Q'TY	REMARKS
6E0-85500-70	C.D.I. MAGNETO ASSY	1	
6E0-85550-70	. ROTOR ASSY	1	
6E0-15723-00-94	.. PULLY, STARTER	1	

## 5. Applicable Serial No. and Color Code

Engine Serial No.	F50AE L : 300357 ~ F50AET L : 401901 ~ F50BET L : 400122 ~ F45AED L : 500101 ~ F45AET L : 550101 ~
-------------------	--



Color Code	Color Name	Abbreviation
4D	DARK BLUISH GRAY METALLIC 2	DBNM2

6. Note that the illustrations are for reference in finding parts numbers, not to be used for assembling. When assembling, please use the applicable service manual.

## AVANT-PROPOS

Ce Catalogue de pièces détachées concerne les pièces pour le(s) modèle(s) indiqué(s) dans le cadre ci-dessous. Lorsque vous commandez des pièces de rechange, veuillez vous référer à ce catalogue de pièces détachées et indiquer clairement les numéros et les noms des pièces détachées.

F50A'96 (62Y), F50B'96 (64J), F45A'96 (62Y)

1. Les modifications ou ajouts ayant été effectués après la parution du catalogue de pièces détachées seront décrits dans les Bulletins d'information Yamaha concernant les pièces détachées.

Il est recommandé que vous apportiez les corrections nécessaires au catalogue des pièces détachées en vous référant aux Bulletins d'information Yamaha.

### 2. Abréviations

Dans ce catalogue, les abréviations suivantes sont utilisées:

"UR"	Utiliser le numéro des pièces.
"UN"	Utiliser autant que nécessaire.
"AP"	Pièces de substitution
"OS"	Cote Réparation
"LM"	Fabrication locale (les pièces doivent être commandées localement.)
"M"	Modèle à démarrage manuel
"E"	Modèle à démarrage électrique
"PTT"	Modèle à assiette et relevage assistés
"H/T"	Modèle à relevage hydraulique
"M/T"	Modèle à relevage manuel
"T.H/D"	Modèle à commande par barre franche

3. Dans ce catalogue, les pièces qui sont fournies dans un ensemble sont précédées d'un point (.) de la manière indiquée ci-dessous.

EXEMPLE      ENS CARBURATEUR  
                  . GICLEUR, ralenti  
                  . PUIXS D'AIGUILLE

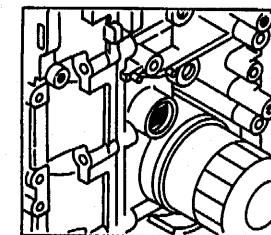
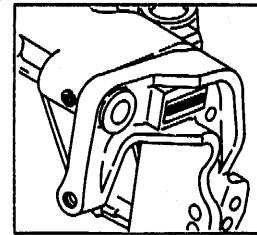
4. Nombre de pièces composant un ensemble

Le chiffre apparaissant à la droite de chaque description indique la quantité de pièces pour chaque ensemble de pièces .

Référence	Description	Qté	Remarques
6E0-85500-70	MAGNETO C.D.I CPLT	1	
6E0-85550-70	. ROTOR CPLT	1	
6E0-15723-00-94	. . POULIE DE DEMARREUR	1	

5. Applications No de série et code couleur correspondants

No de série du moteur	
	F50AE L : 300357 ~
	F50AET L : 401901 ~
	F50BET L : 400122 ~
	F45AED L : 500101 ~
	F45AET L : 550101 ~



Code couleur	Nom de couleur	Abréviation
4D	DARK BLUISH GRAY METALLIC 2	DBNM2

6. Veuillez noter que les illustrations sont indiquées pour référence pour trouver les numéros de pièces, non pour être utilisées lors de l'assemblage. Lors de l'assemblage, veuillez utiliser le manuel d'entretien adéquat.

# CONTENTS

N/I, Name

## Sheet 1/2 (Fig. 1 to Fig. 21)

FIG. 1	CYLINDER. CRANKCASE .....	A6
FIG. 2	CYLINDER. CRANKCASE 2 .....	A7, B1
FIG. 3	CRANKSHAFT. PISTON .....	B2
FIG. 4	VALVE .....	B3
FIG. 5	INTAKE .....	B4, B5
FIG. 6	CARBURETOR LINK .....	B6, B7
FIG. 7	CARBURETOR .....	C1, C2
FIG. 8	OIL PUMP .....	C3
FIG. 9	OIL PAN .....	C4
FIG. 10	FUEL .....	C5, C6
FIG. 11	TOP COWLING .....	C7
FIG. 12	BOTTOM COWLING .....	D1, D2
FIG. 13	BRACKET 1 .....	D3, D4
FIG. 14	BRACKET 2 .....	D5, D6
FIG. 15	POWER TRIM & TILT ASSY 1 .....	D7~E2
FIG. 16	CONTROL .....	E3, E4
FIG. 17	UPPER CASING .....	E5
FIG. 18	LOWER CASING. DRIVE 1 (F50A/F45A) .....	E6~F1
FIG. 19	LOWER CASING. DRIVE 2 (F50A/F45A) .....	F2, F3
FIG. 20	LOWER CASING. DRIVE 3 (F50B) .....	F4~F6
FIG. 21	LOWER CASING. DRIVE 4 (F50B) .....	F7

NUMERICAL INDEX

## Sheet 2/2 (Fig. 22 to Fig. 30)

FIG. 22	GENERATOR .....	A6
FIG. 23	STARTING MOTOR .....	A7
FIG. 24	ELECTRICAL 1 .....	B1
FIG. 25	ELECTRICAL 2 .....	B2, B3
FIG. 26	ALTERNATE 1 (STEERING GUIDE ATTACHMENT) .....	B4
FIG. 27	REPAIR KIT 1 .....	B5
FIG. 28	REPAIR KIT 2 .....	B6
FIG. 29	REPAIR KIT 3 (F50A/F45A) .....	B7, C1
FIG. 29	REPAIR KIT 4 (F50B) .....	C2, C3

NUMERICAL INDEX



5N0110-0128

242-017

# TABLE DES MATIERES

N°1, Name

## Feuille 1/2 (Fig. 1 ~ Fig. 21)

FIG. 1	CYLINDRE. CARTER .....	A6
FIG. 2	CYLINDRE. CARTER 2 .....	A7, B1
FIG. 3	VILEBREQUIN. PISTON .....	B2
FIG. 4	SOUPAPE .....	B3
FIG. 5	ADMISSION .....	B4, B5
FIG. 6	BIELLETTTE CARBURATEUR .....	B6, B7
FIG. 7	CARBURATEUR .....	C1, C2
FIG. 8	POMPE A HUILE .....	C3
FIG. 9	VENTILATEUR D'HUILE .....	C4
FIG. 10	CARBURANT .....	C5, C6
FIG. 11	CAPOT SUPERIEUR .....	C7
FIG. 12	CAPOT INFERIEUR .....	D1, D2
FIG. 13	SUPPORT 1 .....	D3, D4
FIG. 14	SUPPORT 2 .....	D5, D6
FIG. 15	PUISSANCE PARER ET INCLINER (ENS.) 1 .....	D7~E2
FIG. 16	COMMANDE .....	E3, E4
FIG. 17	FOURREAU .....	E5
FIG. 18	BOITIER D'HELICE, TRANSMISSION 1 (F50A/F45A) .....	E6~F1
FIG. 19	BOITIER D'HELICE, TRANSMISSION 2 (F50A/F45A) .....	F2, F3
FIG. 20	BOITIER D'HELICE, TRANSMISSION 3 (F50B) .....	F4~F6
FIG. 21	BOITIER D'HELICE, TRANSMISSION 4 (F50B) .....	F7

INDEX NUMERIQUE

## Feuille 2/2 (Fig. 22 ~ Fig. 30)

FIG. 22	GENERATRICE .....	A6
FIG. 23	DEMARREUR ELECTRIQUE .....	A7
FIG. 24	PARTIE ELECTRIQUE 1 .....	B1
FIG. 25	PARTIE ELECTRIQUE 2 .....	B2, B3
FIG. 26	OPTIONNELLES 1 (FIXATIONS DE DIRECTION) .....	B4
FIG. 27	KITS DE REPARATION 1 .....	B5
FIG. 28	KITS DE REPARATION 2 .....	B6
FIG. 29	KITS DE REPARATION 3 (F50A/F45A) .....	B7, C1
FIG. 30	KITS DE REPARATION 4 (F50B) .....	C2, C3

INDEX NUMERIQUE



5N0110-0128

N/1, Name

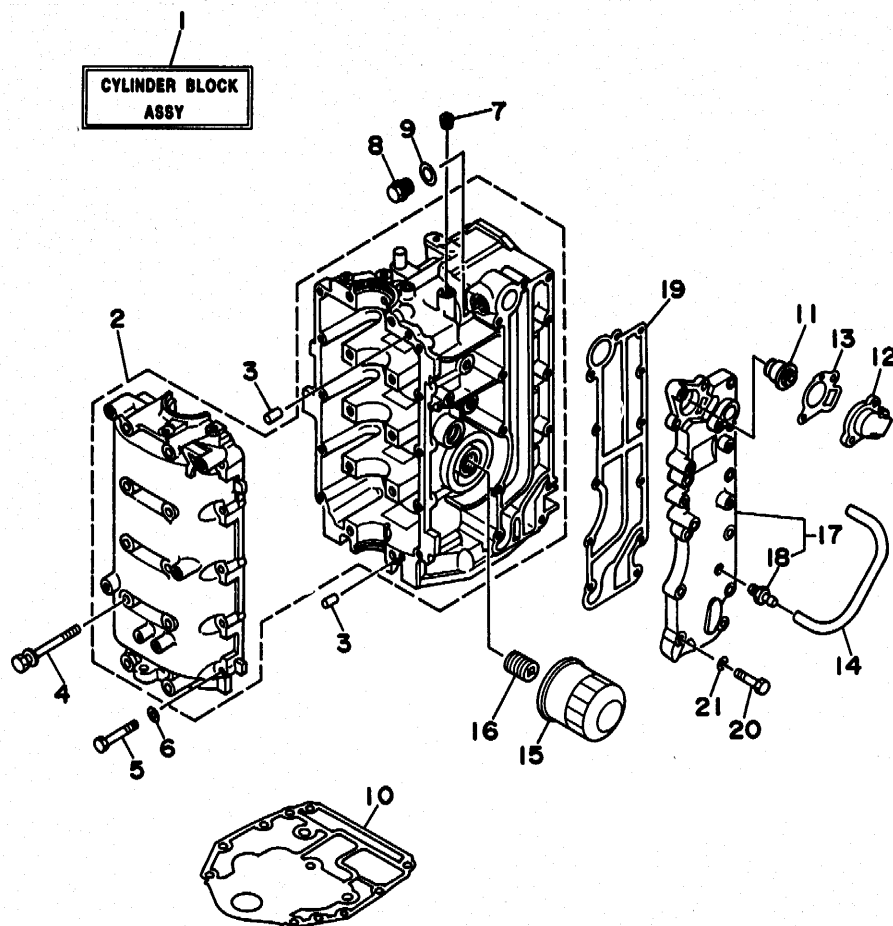


FIG. 1 CYLINDER. CRANKCASE 1 CYLINDRE. CARTER 1

REF. NO.	PART NO. NO. PIECES	DESCRIPTION DESCRIPTION	Q'TY QTE	REMARKS REMARQUES
1	62Y-W009B-00-4D	CYLINDER BLOCK ASSY CYLINDER GROUPE (ENS.) (REF.NO. 2 ~ 13, 15 ~ 21, FIG. 3, REF.NO. 1 ~ 11, FIG. 8, REF.NO. 13 ~ 16 FIG. 23, REF.NO. 12)	1	
2	62Y-15100-00-94	CRANKCASE ASSY CARTER DE MOTEUR COMPLET	1	
3	99530-08012	PIN, DOWEL GOIJON, D'ASSEMBLAGE	2	
4	90119-08M01	BOLT, WITH WASHER BOULON, AVEC RONDELLE	10	
5	97014-06035	BOLT BOULON	10	
6	92990-06600	WASHER, PLATE RONDELLE, PLATE	10	
7	90344-51M01	PLUG, TAPER SCREW PLOT, FILETE CONIQUE	1	
8	90340-14M06	PLUG, STRAIGHT SCREW PLOT, FILETE DROIT	1	
9	90430-14115	GASKET JOINT	1	
10	62Y-11351-00	GASKET, CYLINDER JOINT, D'EMBASE	1	
11	6G8-12411-02	THERMOSTAT THERMOSTAT	1	
12	6H3-12413-00-9M	COVER, THERMOSTAT COUVERCLE, THERMOSTAT	1	
13	62Y-12414-00	GASKET, COVER JOINT, COUVERCLE	1	
14	90445-09252	HOSE DURITE	1	
15	3FV-13440-00	ELEMENT ASSY, OIL CLEANER ELEMENT, FILTRE A HUILE	1	
16	90401-20M00	BOLT, UNION BOULON, RACCORD	1	
17	62Y-41113-00-9M	OUTER COVER, EXHAUST COUVERCLE, ECHAPPEMENT	1	
18	62Y-12481-00	.PIPE 1 .DURITE 1	1	
19	62Y-41114-00	GASKET, EXHAUST OUTER COVER JOINT, COUVERCLE D'ECHAPPEMENT	1	
20	97014-06035	BOLT BOULON	12	
21	92990-06600	WASHER, PLATE RONDELLE, PLATE	12	



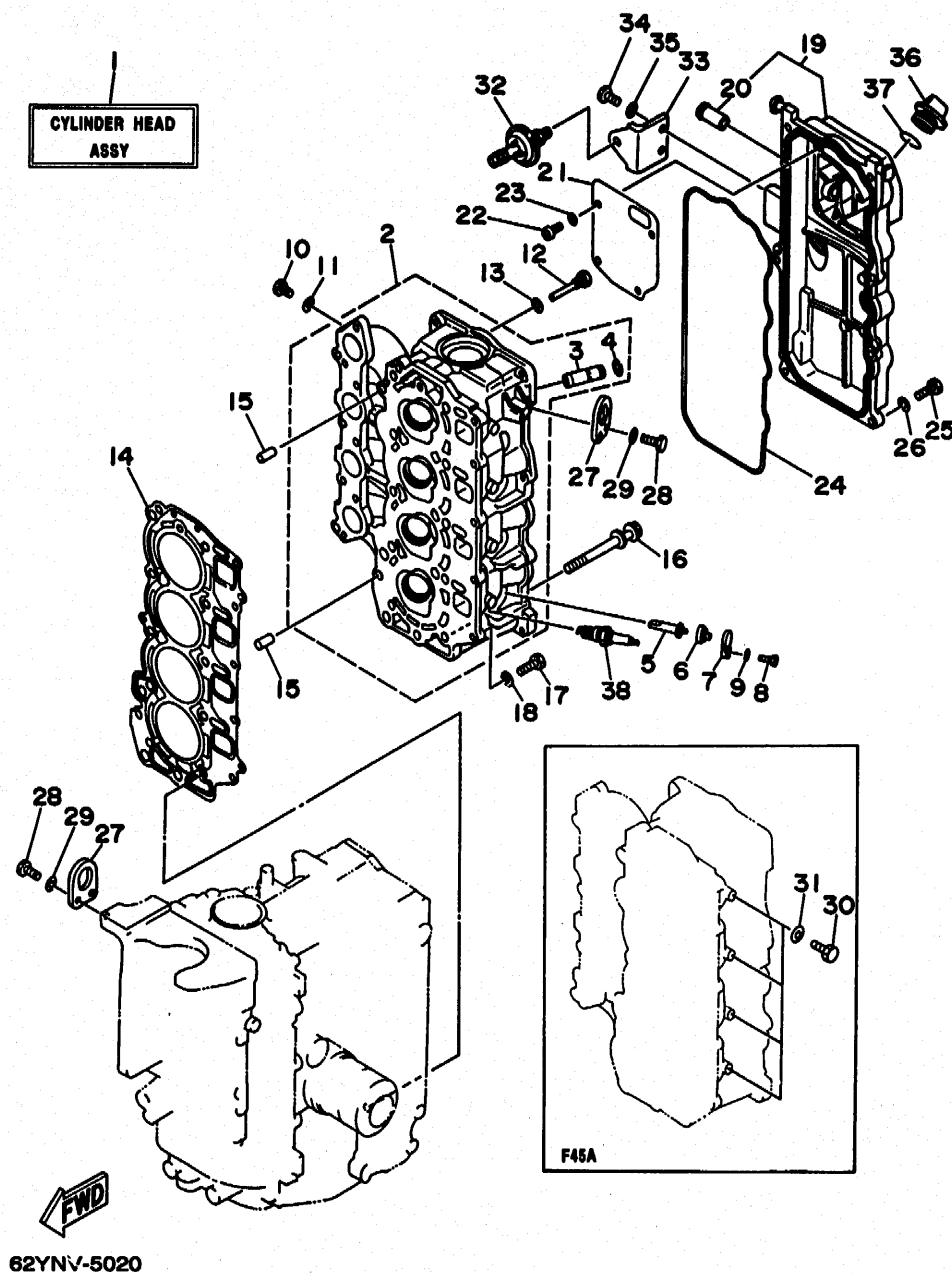
62YJA-5010

A6

F50A

FIG. 2 CYLINDER. CRANKCASE 2

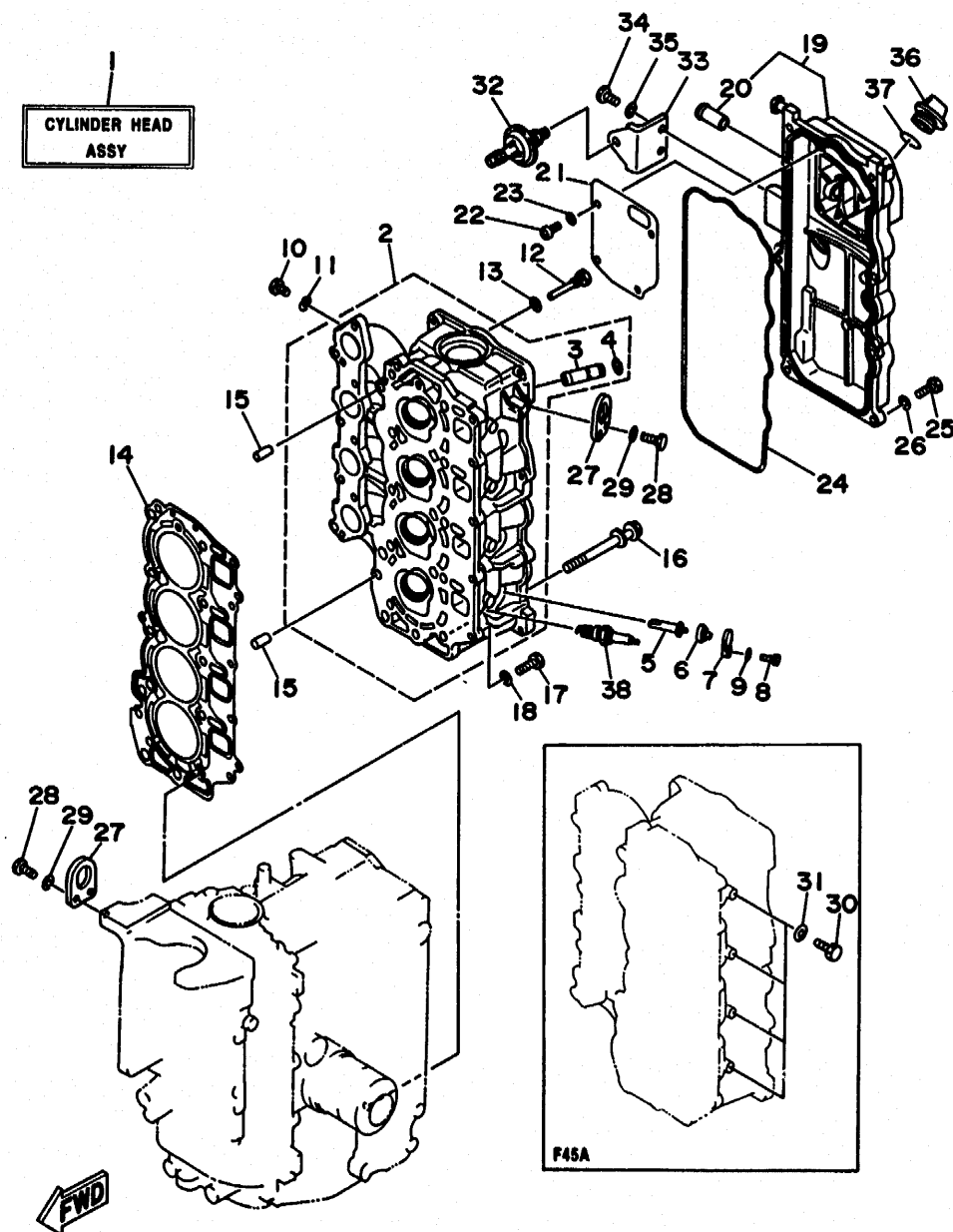
CYLINDRE. CARTER 2



REF. NO.	PART NO. NO. PIECES	DESCRIPTION DESCRIPTION	Q'TY QTE	REMARKS REMARQUES
1	62Y-W009A-00-4D	CYLINDER HEAD ASSY CULASSE (ENS.) (REF.NO. 2 ~ 26, 36, 37, FIG. 4, REF.NO. 1 ~ 15, FIG. 8, REF.NO. 1 ~ 6, 17, 21, 22)	1	UR
	62Y-W009A-10-4D	CYLINDER HEAD ASSY CULASSE (ENS.) (REF.NO. 2 ~ 26, 36, 37, FIG. 4, REF.NO. 1 ~ 15, FIG. 8, REF.NO. 1 ~ 6, 17, 21, 22)	1	UR F45A
2	62Y-11111-00-94	HEAD, CYLINDER 1 CULASSE	1	UR
	62Y-11111-10-94	HEAD, CYLINDER 1 CULASSE	1	UR F45A
3	62Y-11133-10	.GUIDE, INTAKE VALVE .GUIDE, SOUP D'ADM	8	
4	93450-09M01	.CIRCLIP .CIRCLIP	8	
5	6J8-11325-00	ANODE ANODE	4	
6	62Y-11328-00	GROMMET, ANODE PASSE-FIL	4	
7	6H3-11327-00-94	COVER, ANODE COUVERCLE	4	
8	97013-06020	BOLT BOULON	4	
9	92990-06600	WASHER, PLATE RONDELLE, PLATE	4	
10	97095-06010	BOLT BOULON	4	
11	90430-06014	GASKET JOINT	4	
12	90109-06M65	BOLT BOULON	1	
13	90430-06014	GASKET JOINT	1	
14	62Y-11181-00	GASKET, CYLINDER HEAD 1 JOINT, DE CULASSE 1	1	
15	99530-08012	PIN, DOWEL GOUJON, D'ASSEMBLAGE	2	
16	90119-09M00	BOLT, WITH WASHER BOULON, AVEC RONDELLE	10	
17	97013-06025	BOLT BOULON	5	
18	92990-06600	WASHER, PLATE RONDELLE, PLATE	5	
19	62Y-11191-00-9M	COVER, CYLINDER HEAD 1 COUVERCLE, CULASSE 1	1	
20	62Y-14485-00	.PIPE, JOINT .DURITE	1	
21	62Y-11168-00	COVER, BREATHER COUVERCLE, RENIFLARD	1	
22	98507-04010	SCREW, PAN HEAD VIS, TETE TRONCONIQUE	4	

A7

CYLINDER HEAD  
ASSY



62YNV-5020

FIG. 2 CYLINDER. CRANKCASE 2

CYLINDRE. CARTER 2

REF. NO.	PART NO. NO. PIECES	DESCRIPTION DESCRIPTION	Q'TY QTE	REMARKS REMARQUES
23	92907-04600	WASHER RONDELLE	4	
24	62Y-11356-00	SEAL, CYLINDER 2 JOINT, SPY CYLINDRE	1	
25	97013-06020	BOLT BOULON	7	
26	92990-06600	WASHER, PLATE RONDELLE, PLATE	7	
27	62Y-11119-00	HANGER, ENGINE ANNEAU, LEVAGE	2	
28	97095-06020	BOLT BOULON	4	
29	92990-06600	WASHER, PLATE RONDELLE, PLATE	4	
30	97095-08014	BOLT BOULON	4	F45A
31	90430-08143	GASKET JOINT	4	F45A
32	62Y-14368-01	DIAPHRAGM ASSY 1 DIAPHRAGME 1	1	
33	62Y-14413-00	STAY SUPPORT	1	
34	97095-06016	BOLT BOULON	2	
35	92990-06600	WASHER, PLATE RONDELLE, PLATE	2	
36	6G8-15363-00	PLUG, OIL PLOT, HUILE	1	
37	93210-25070	O-RING JOINT TORIQUE	1	
38	94701-00375	PLUG, SPARK (NGK DPR6EA-9) BOUGIE D'ALLUMAGE (NGK DPR6EA-9)	4	



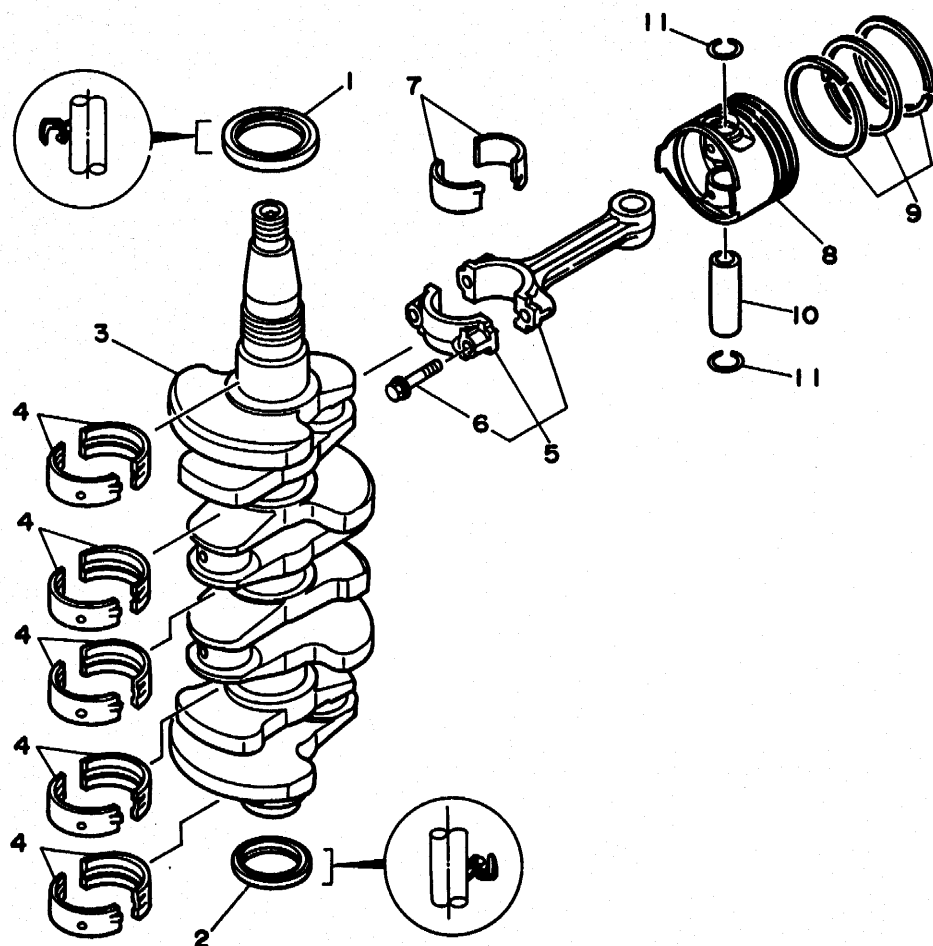


FIG. 3 CRANKSHAFT. PISTON

VILEBREQUIN. PISTON

REF. NO.	PART NO. NO. PIECES	DESCRIPTION DESCRIPTION	Q'TY QTE	REMARKS REMARQUES
1	93102-43M42	OIL SEAL JOINT SPY	1	
2	93102-35M41	OIL SEAL JOINT SPY	1	
3	62Y-11411-00	CRANKSHAFT VILEBREQUIN COMPLET	1	
4	62Y-11416-00	PLANE BEARING, CRANKSHAFT 1 COUSSINET DE VILEBREQUIN	10	UR BROWN
	62Y-11416-10	PLANE BEARING, CRANKSHAFT 1 COUSSINET DE VILEBREQUIN	10	UR BLACK
	62Y-11416-20	PLANE BEARING, CRANKSHAFT 1 COUSSINET DE VILEBREQUIN	10	UR BLUE
5	62Y-11650-00	CONNECTING ROD ASSY BIELLE COMPLETE	4	
6	62Y-11654-00	.BOLT, CONNECTING ROD .BOULON, BIELLE	2	
7	62Y-11656-00	PLANE BEARING, CONNECTING ROD ROULEMENT DE BIELLE	8	UR BROWN
	62Y-11656-10	PLANE BEARING, CONNECTING ROD ROULEMENT DE BIELLE	8	UR BLACK
	62Y-11656-20	PLANE BEARING, CONNECTING ROD ROULEMENT DE BIELLE	8	UR BLUE
8	62Y-11631-00-96	PISTON (STD)	4	
	62Y-11635-00	PISTON (0.25MM O/S)	4	AP
	62Y-11636-00	PISTON (0.50MM O/S)	4	AP
9	62Y-11603-00	PISTON RING SET (STD) JUE DE SEGMENTS (STD)	4	
	62Y-11604-00	PISTON RING SET (0.25MM O/S) JUE DE SEGMENTS (0.25MM O/S)	4	AP
	62Y-11605-00	PISTON RING SET (0.50MM O/S) JUE DE SEGMENTS (0.50MM O/S)	4	AP
10	62Y-11633-00	PIN, PISTON AXE, PISTON	4	
11	93450-17129	CIRCLIP CIRCLIP	8	



62YJA-5030

203-012

B2

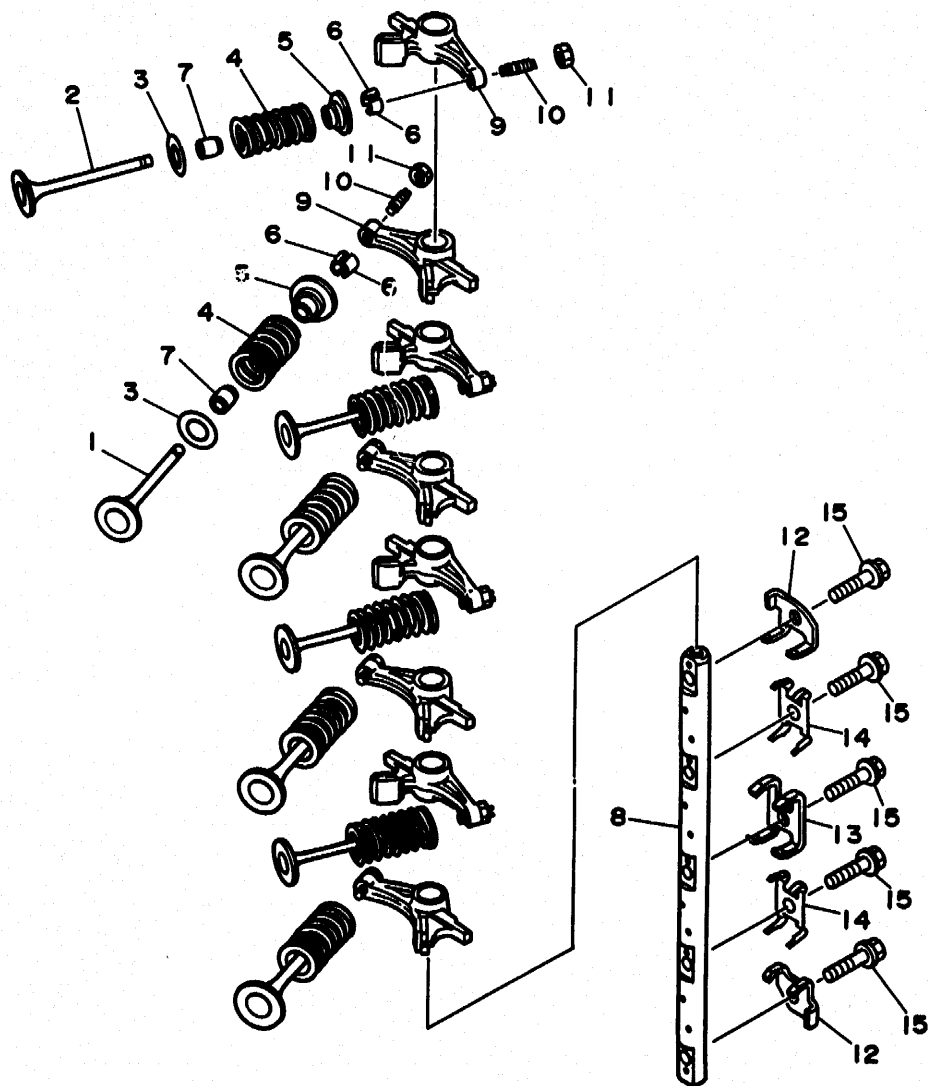


FIG. 4 VALVE

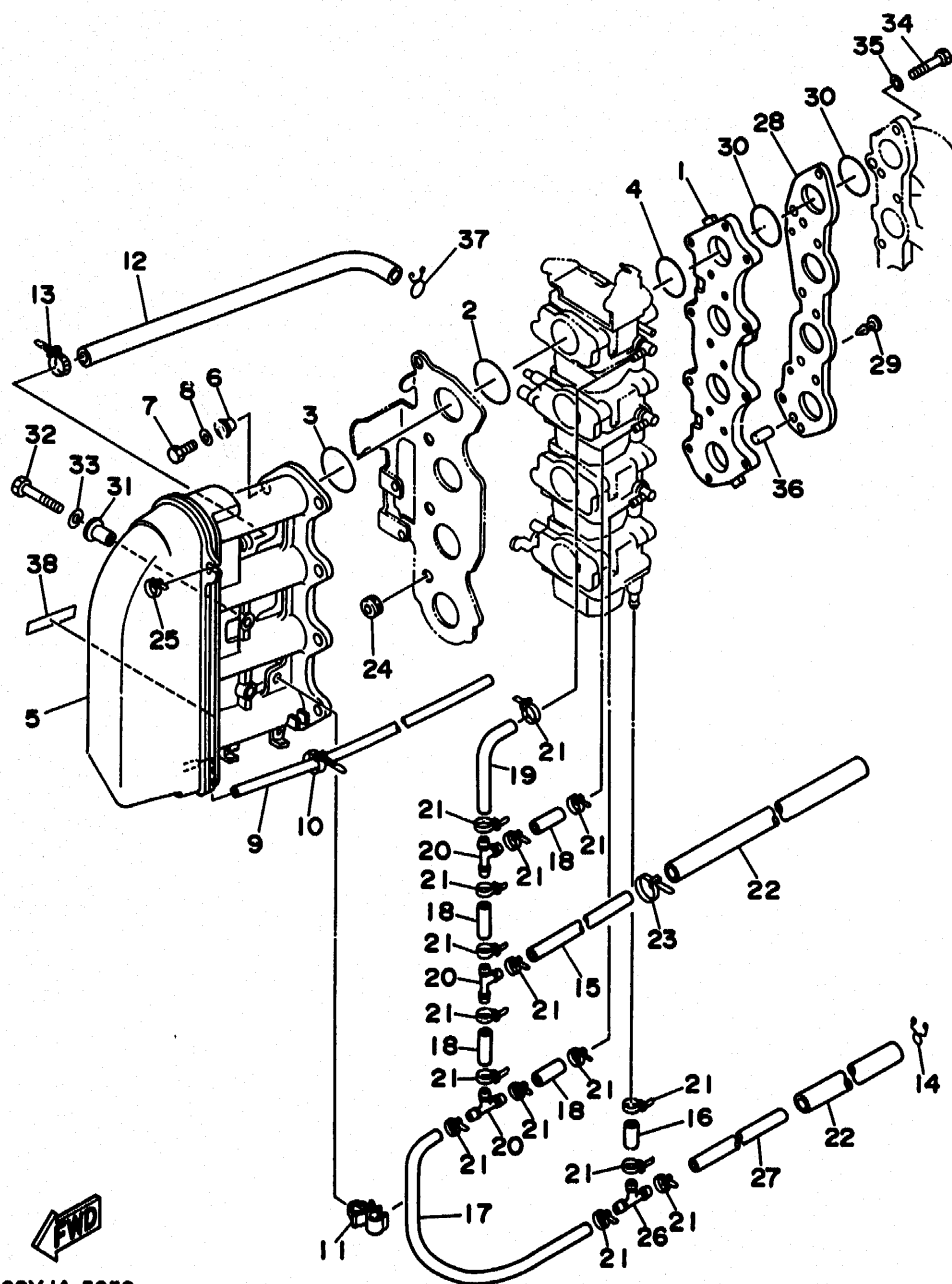
SOUPAPE

REF. NO.	PART NO. NO. PIECES	DESCRIPTION DESCRIPTION	Q'TY QTE	REMARKS REMARQUES
1	62Y-12111-00	VALVE, INTAKE SOUPAPE, ADMISSION	4	
2	62Y-12121-00	VALVE, EXHAUST SOUPAPE, ECHAPPEMENT	4	
3	62Y-12116-00	SEAT, VALVE SPRING SIEGE, RESSORT DE SOUPAPE	8	
4	51Y-12114-00	SPRING, VALVE OUTER RESSORT DE SOUPAPE, EXTERNE	8	
5	30X-12117-00	RETAINER, VALVE SPRING BUTEE DE RESSORT DE SOUPAPE	8	
6	30X-12118-00	COTTER, VALVE FRAISE, SOUPAPE	16	
7	51Y-12119-00	SEAL, VALVE STEM JOINT, QUEUE DE SOUPAPE	8	
8	62Y-12146-00	SHAFT, ROCKER AXE, CULBUTEUR	1	
9	62Y-12151-00	ARM, VALVE ROCKER CULBUTEUR	8	
10	62Y-12159-00	SCREW, VALVE ADJUSTING VIS, REGLAGE DE SOUPAPE	8	
11	62Y-12158-00	NUT, LOCK CONTRE-ECROU	8	
12	62Y-12238-00	PLATE, BOLT STOPPER PLAQUE, BUTEE DE BOULON	2	
13	62Y-12279-00	PLATE PLAQUE	1	
14	62Y-12216-00	SPRING RESSORT	2	
15	90109-08M63	BOLT BOULON	5	



62YJA-5040

B3



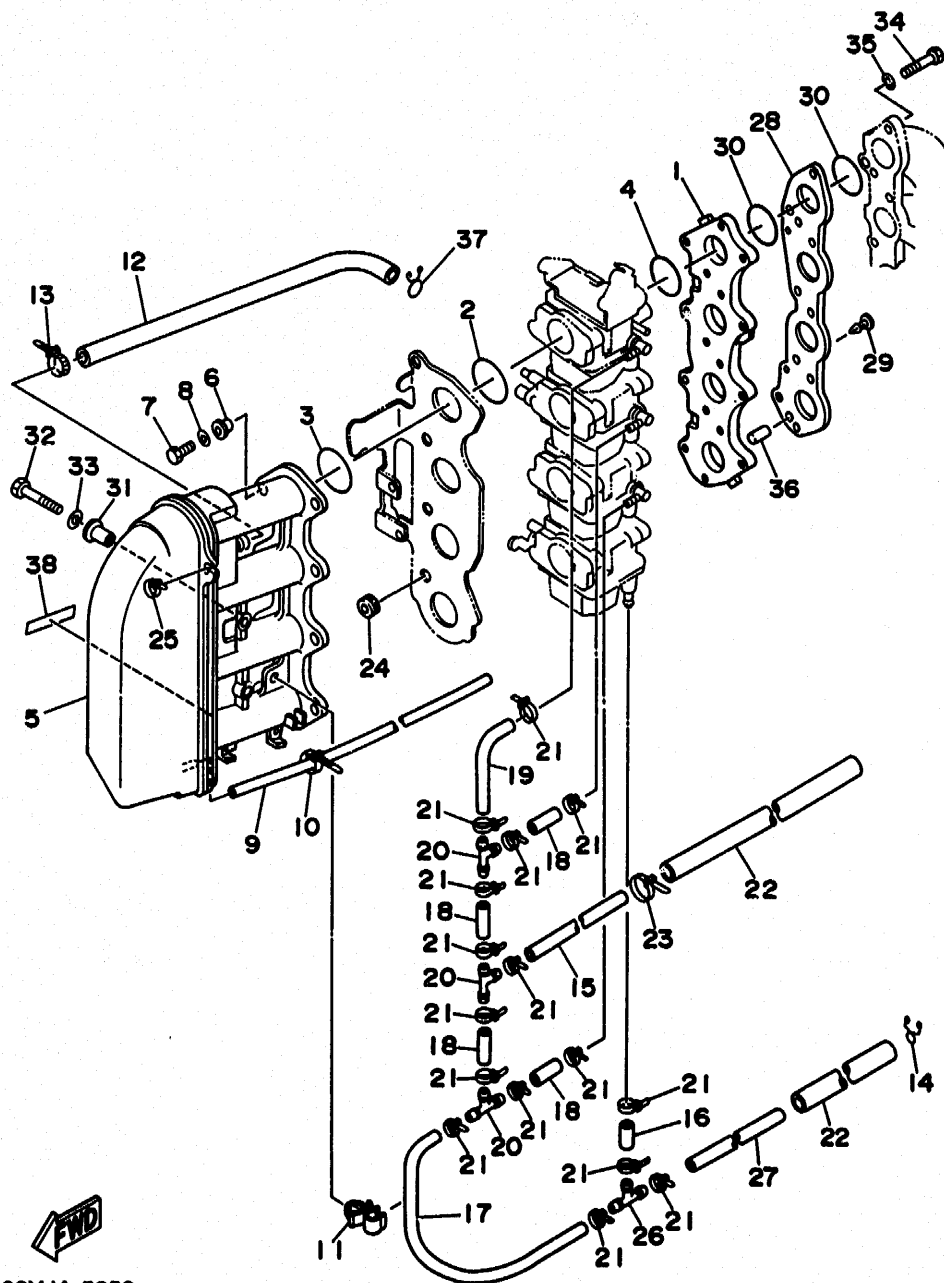
62YJA-5050

FIG. 5 INTAKE

ADMISSION

REF. NO.	PART NO. NO. PIECES	DESCRIPTION DESCRIPTION	Q'TY QTE	REMARKS REMARQUES
1	62Y-13586-00-94	JOINT, CARBURETOR 1 RACCORD, CARBURATEUR 1	1	
2	93210-35M86	O-RING JOINT TORIQUE	4	
3	93210-38MH3	O-RING JOINT TORIQUE	4	
4	93210-30MH4	O-RING JOINT TORIQUE	4	
5	62Y-14440-00	SILENCER ASSY, INTAKE SIENCIEUX D'ADMISSION	1	
6	90387-06M70	COLLAR COLLERETTE	8	
7	97095-06090	BOLT BOULON	8	
8	92990-06600	WASHER, PLATE RONDELLE, PLATE	8	
9	90445-07M38	HOSE DURITE	1	
10	90465-11M10	CLAMP BRIDE	1	
11	90464-10M32	CLAMP BRIDE	1	
12	62Y-15373-00	PIPE, BREATHER DURITE DE RENIFLARD	1	
13	90465-13M36	CLAMP BRIDE	1	
14	90467-10M04	CLIP JONC	1	
15	90445-10M33	HOSE DURITE	1	
16	90445-10M85	HOSE DURITE	1	
17	62Y-24311-00	PIPE, FUEL 1 DURITE A ESSENCE	1	
18	90445-10M14	HOSE DURITE	4	
19	62Y-24313-00	PIPE 3 DURITE 3	1	
20	688-24378-00	PIPE, JOINT 4 DURITE RACCORDEMENT 4	3	
21	90465-11M10	CLAMP BRIDE	16	
22	90445-16M00	HOSE DURITE	2	
23	90465-11M10	CLAMP BRIDE	1	
24	90480-11224	GROMMET PASSE-FIL	4	
25	90465-11M10	CLAMP BRIDE	1	
26	62Y-24378-00	PIPE, JOINT 4 DURITE RACCORDEMENT 4	1	
27	90445-10M18	HOSE DURITE	1	
28	62Y-14271-00	INSULATOR ISOLATEUR	1	

B4



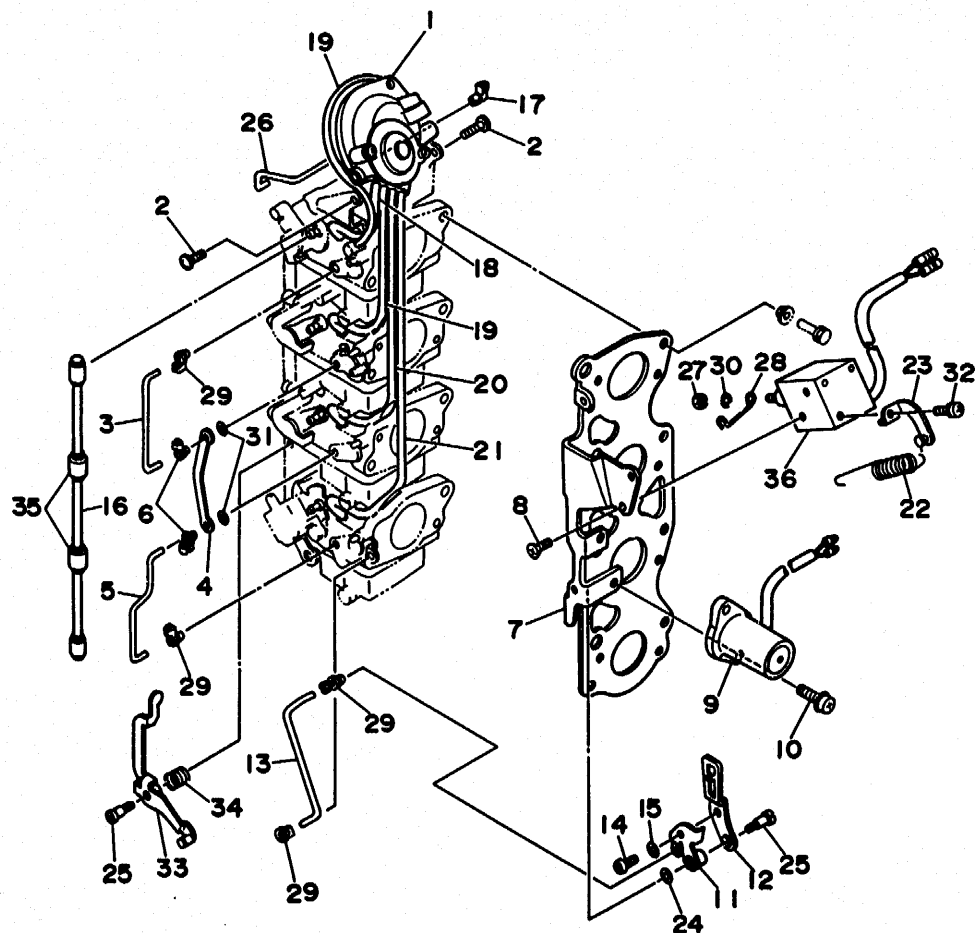
62YJA-5050

225-912

FIG. 5 INTAKE

ADMISSION

REF. NO.	PART NO. NO. PIECES	DESCRIPTION DESCRIPTION	Q'TY QTE	REMARKS REMARQUES
29	90338-04M17	PLUG PLOT	2	
30	93210-35M86	O-RING JOINT TORIQUE	8	
31	90387-06M15	COLLAR COLLERETTE	2	
32	97095-06030	BOLT BOULON	2	
33	92990-06600	WASHER, PLATE RONDELLE, PLATE	2	
34	97095-06025	BOLT BOULON	8	
35	92990-06600	WASHER, PLATE RONDELLE, PLATE	8	
36	93608-16M16	PIN, DOWEL AXE	2	
37	90467-15M14	CLIP JONC	1	
38	6E0-44191-11	INDICATOR, SHIFT ETIQUETTE, EMBRAYAGE	1	FOR JAPAN



62YJA-5060

FIG. 6 CARBURETOR LINK

BIELLETTTE CARBURATEUR

REF. NO.	PART NO. NO. PIECES	DESCRIPTION DESCRIPTION	Q'TY QTE	REMARKS REMARQUES
1	62Y-14369-00	DIAPHRAGM ASSY 2 DIAPHRAGME 2	1	
2	97890-05006	SCREW, PAN HEAD VIS, CRUCIFORME	3	
3	62Y-14585-00	ROD, CHOKE TRINGLE, STARTER	1	
4	62Y-14585-10	ROD, CHOKE TRINGLE, STARTER	1	
5	62Y-14585-20	ROD, CHOKE TRINGLE, STARTER	1	
6	6F5-41262-01	JOINT, THROTTLE LEVER AXE	2	
7	62Y-14291-00	BRACKET 1 SUPPORT 1	1	
8	62Y-14592-00	SCREW VIS	2	
9	62Y-14380-00	PRIME STARTER ASSY DEMARREUR D'AMARCAGE ENS.	1	
10	62Y-14429-00	SCREW VIS	2	
11	62Y-14175-00	LEVER, STARTER 1 LEVIER, STARTER 1	1	
12	62Y-14175-10	LEVER, STARTER 1 LEVIER, STARTER 1	1	
13	62Y-14585-30	ROD, CHOKE TRINGLE, STARTER	1	
14	62Y-14567-00	SCREW VIS	1	
15	92990-05600	WASHER, PLATE RONDELLE, PLATE	1	
16	62Y-14585-40	ROD, CHOKE TRINGLE, STARTER	1	
17	62Y-41262-00	JOINT, CHOKE LEVER RACCORD, LEVIER DE STARTER	1	
18	62Y-14349-10	PIPE DURITE	1	
19	62Y-14349-20	PIPE DURITE	2	
20	62Y-14349-00	PIPE DURITE	1	
21	62Y-14349-30	PIPE DURITE	1	
22	62Y-14487-00	SPRING RESSORT	1	
23	62Y-14255-00	PLATE PLAQUE	1	
24	92990-04600	WASHER, PLATE RONDELLE, PLATE	1	
25	62Y-14429-10	SCREW VIS	2	
26	62Y-14585-50	ROD, CHOKE TRINGLE, STARTER	1	
27	62Y-14258-00	NUT, LOCK CONTRE-ECROU	1	
28	62Y-1212A-00	WIRE PULL FIL	1	

B6

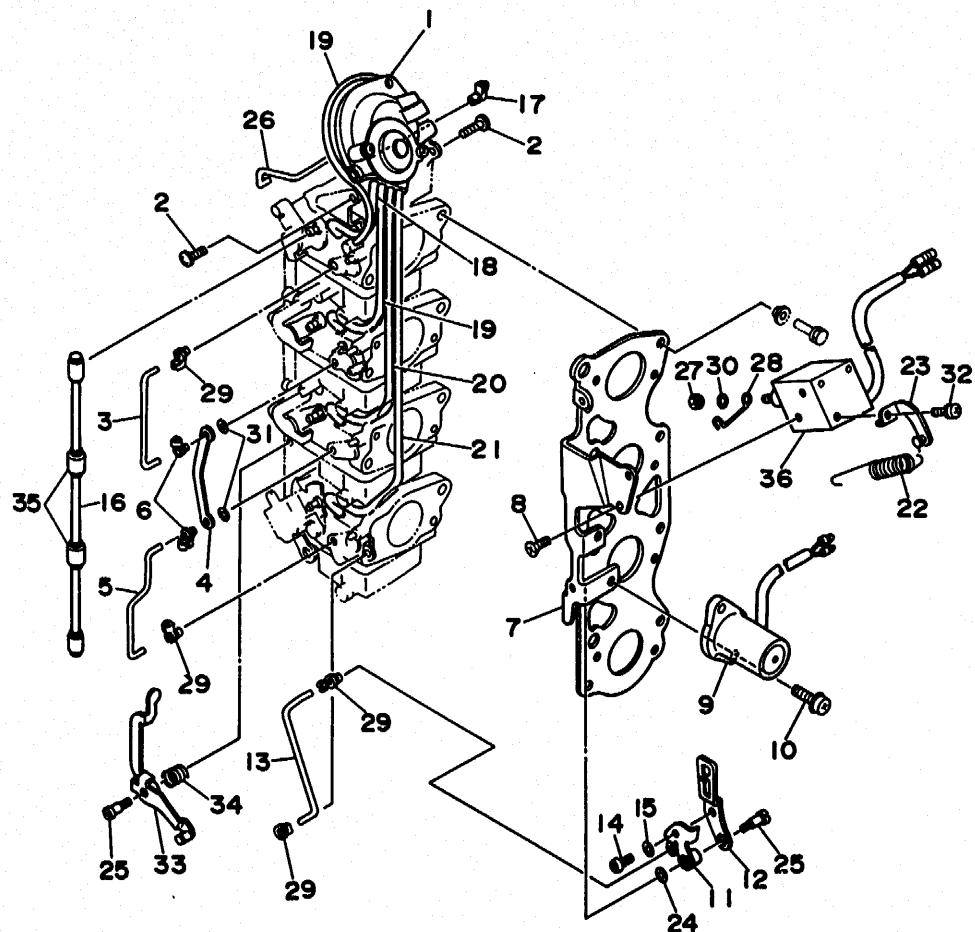


FIG. 6 CARBURETOR LINK

BIELLETTTE CARBURATEUR

REF. NO.	PART NO. NO. PIECES	DESCRIPTION DESCRIPTION	Q'TY QTE	REMARKS REMARQUES
29	6F5-41262-01	JOINT, THROTTLE LEVER AXE	4	
30	62Y-14475-10	WASHER RONDELLE	1	
31	62Y-14596-00	WASHER RONDELLE	2	
32	97980-04108	SCREW, WITH WASHER VIS, AVEC RONDELLE	1	
33	62Y-14360-00	THROTTLE DAMPER ASSY AMORISSEUR D'ACCELERATEUR	1	
34	62Y-14555-00	SPRING RESSORT	1	
35	62Y-14578-00	COLLAR COLLERETTE	2	
36	6E9-86111-01	COIL, SOLENOID BOBINE	1	



62YJA-5060

223-117

B7

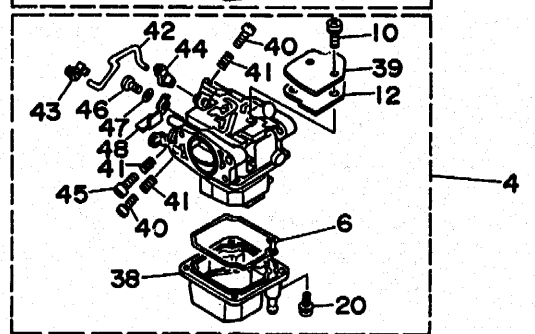
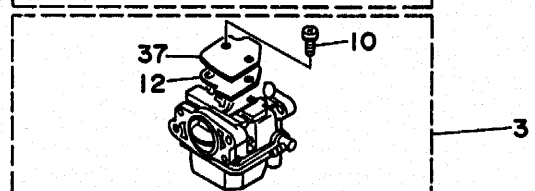
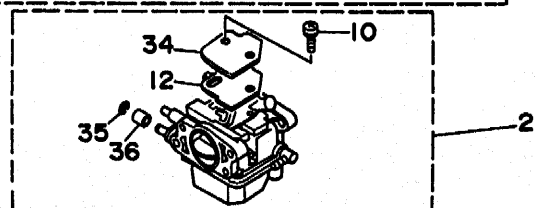
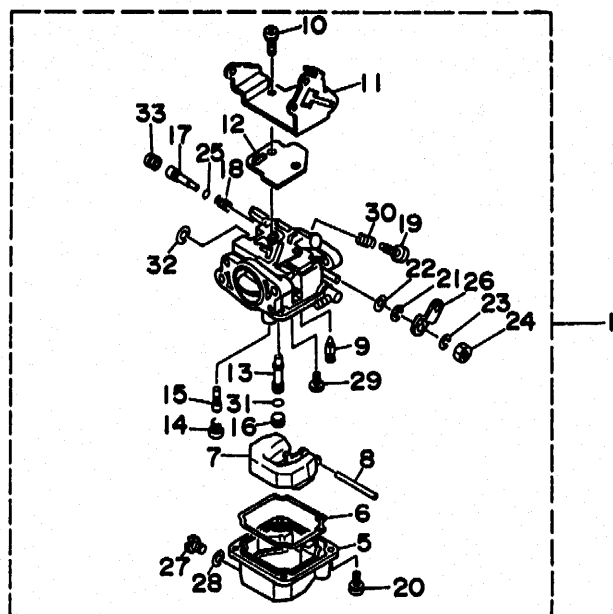


FIG. 7 CARBURETOR

CARBURATEUR

REF. NO.	PART NO. NO. PIECES	DESCRIPTION DESCRIPTION	Q'TY QTE	REMARKS REMARQUES
21	93430-04301	.CIRCLIP	4	
22	62Y-14475-00	.CLIPS	4	
23	6A1-14356-00	.WASHER	1	#1
24	654-14363-01	.RONDELLE	1	#1
25	5H0-14397-00	.WASHER, SPRING	4	
26	62Y-14276-00	.RONDELLE	1	#1
27	62Y-14383-00	.NUT	4	
28	62Y-14398-00	.ECROU	4	
29	98980-04006	.O-RING	4	
30	646-14212-01	.JOINT TORIQUE	3	#1,2,3
31	6F5-14397-00	.LEVER	4	
32	6L2-14357-00	.LEVIER	3	#1,2,3
33	50M-14355-00	.SCREW, DRAIN	4	
34	6L2-14157-00	.BOUCHON, PURGE	4	
35	62Y-14159-00	.GASKET	1	#2
36	62Y-14267-00	.JOINT	1	#2
37	6L2-14157-00	.SCREW, BIND	1	#3
38	62Y-14381-10	.VIS	1	#4
39	6L2-14157-00	.SPRING, PILOT ADJUSTING	1	#4
40	62Y-14321-00	.RESSORT, VIS DE RALENTI	2	#4
41	646-14212-01	.O-RING	3	#4
42	62Y-14379-00	.JOINT TORIQUE	1	#4
43	6F5-41262-01	.WASHER, PLAIN	1	#4
44	62Y-41262-00	.RONDELLE PLATE	1	#4
45	664-14321-01	.PLUG	1	#4
46	664-14327-01	.PLOT	1	#4
47	62Y-14597-00	.COVER, MIXING	1	#4
48	62Y-14573-00	.COUVERCLE DE CHAMBRE	1	#4

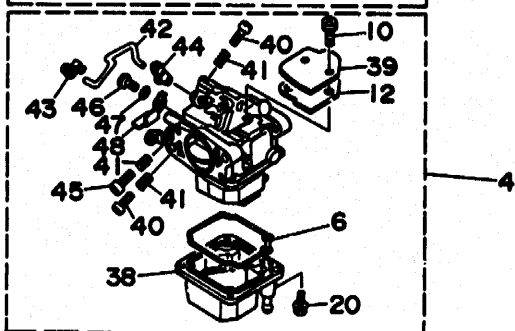
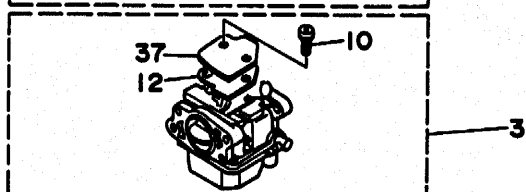
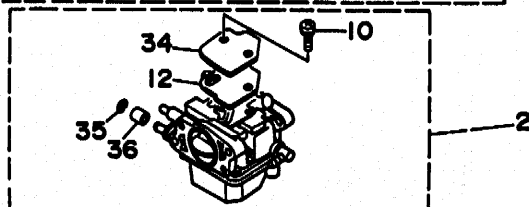
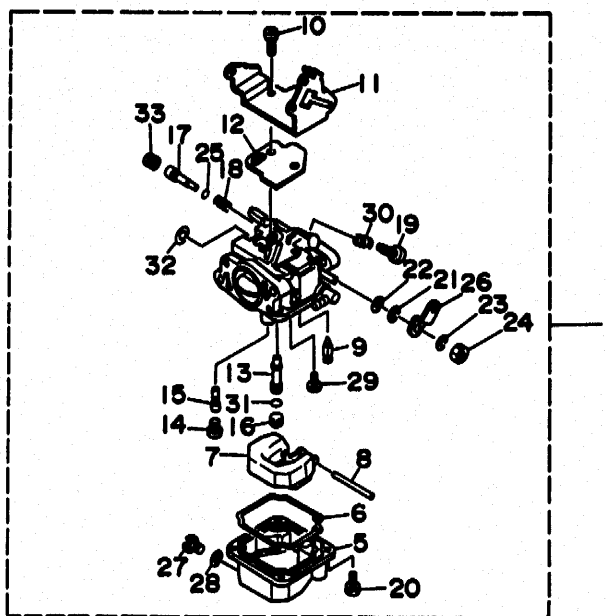


FIG. 7 CARBURETOR

CARBURATEUR

REF. NO.	PART NO. NO. PIECES	DESCRIPTION DESCRIPTION	Q'TY QTE	REMARKS REMARQUES
1	62Y-14901-00	CARBURETOR ASSY 1	1	UR
	62Y-14901-10	CARBURATEUR 1 COMPLET	1	UR F45A
2	62Y-14902-00	CARBURETOR ASSY 2	1	UR
	62Y-14902-10	CARBURATEUR 2 COMPLET	1	UR F45A
3	62Y-14903-00	CARBURETOR ASSY 3	1	UR
	62Y-14903-10	CARBURATEUR 3 COMPLET	1	UR F45A
4	62Y-14904-00	CARBURETOR ASSY 4	1	UR
	62Y-14904-10	CARBURATEUR 4 COMPLET	1	UR F45A
5	62Y-14381-00	.BODY, FLOAT CHAMBER	3	#1,2,3
6	6L2-14384-00	.GASKET, FLOAT CHAMBER	4	
7	6L2-14385-00	.JOINT, CUVE DE FLOTTEUR	4	
8	6E5-14386-01	.FLOAT	4	
9	6L2-14392-00	.FLOTTEUR	4	
10	97980-04110	.PIN, FLOAT	4	
11	62Y-14157-00	.AXE, FLOTTEUR	4	
12	62Y-14399-00	.VALVE, NEEDLE	4	
13	62Y-14341-00	.POINTEAU	4	
	62Y-14341-10	.SCREW, WITH WASHER	8	
14	62Y-14343-56	.VIS, AVEC RONDELLE	1	#1
	62Y-14343-52	.COVER, MIXING	1	#1
15	62Y-14342-21	.COUVERCLE DE CHAMBRE	4	
16	62Y-14355-00	.VALVE, BIMETAL	4	
17	12V-14105-00	.CLAPET, BILAME	4	UR
18	30X-14334-00	.NOZZLE, MAIN	4	UR F45A
19	62Y-14321-00	.PUITS D'AIGUILLE	4	UR F45A #1,2
20	97980-04112	.JET, MAIN (#112)	2	UR F45A #3,4
		.GICLÉUR, PRINCIPAL (#112)	2	UR F45A #1,2
		.JET, MAIN (#104)	2	UR F45A #3,4
		.GICLÉUR, PRINCIPAL (#104)	2	UR F45A #3,4
		.JET, MAIN (#103)	2	UR F45A #3,4
		.GICLÉUR, PRINCIPAL (#103)	2	UR F45A #3,4
		.JET, PILOT (# 42)	4	
		.GICLÉUR, RALENTI (# 42)	4	
		.NOZZLE, MAIN 2	4	
		.PUITS D'AIGUILLE	4	
		.PILOT SCREW SET	4	UR
		.JEU DE VIS DE RICHESSE	4	UR F45A
		.SCREW, AIR ADJUSTING	4	UR F45A
		.VIS DE DOSEUR D'AIR	4	
		.SPRING, AIR ADJUSTING	4	
		.RESSORT, VIS DE DOSEUR D'AIR	4	
		.SCREW, THROTTLE	3	#1,2,3
		.VIS, ACCELERATEUR	3	#1,2,3
		.SCREW, WITH WASHER	16	
		.VIS, AVEC RONDELLE	16	

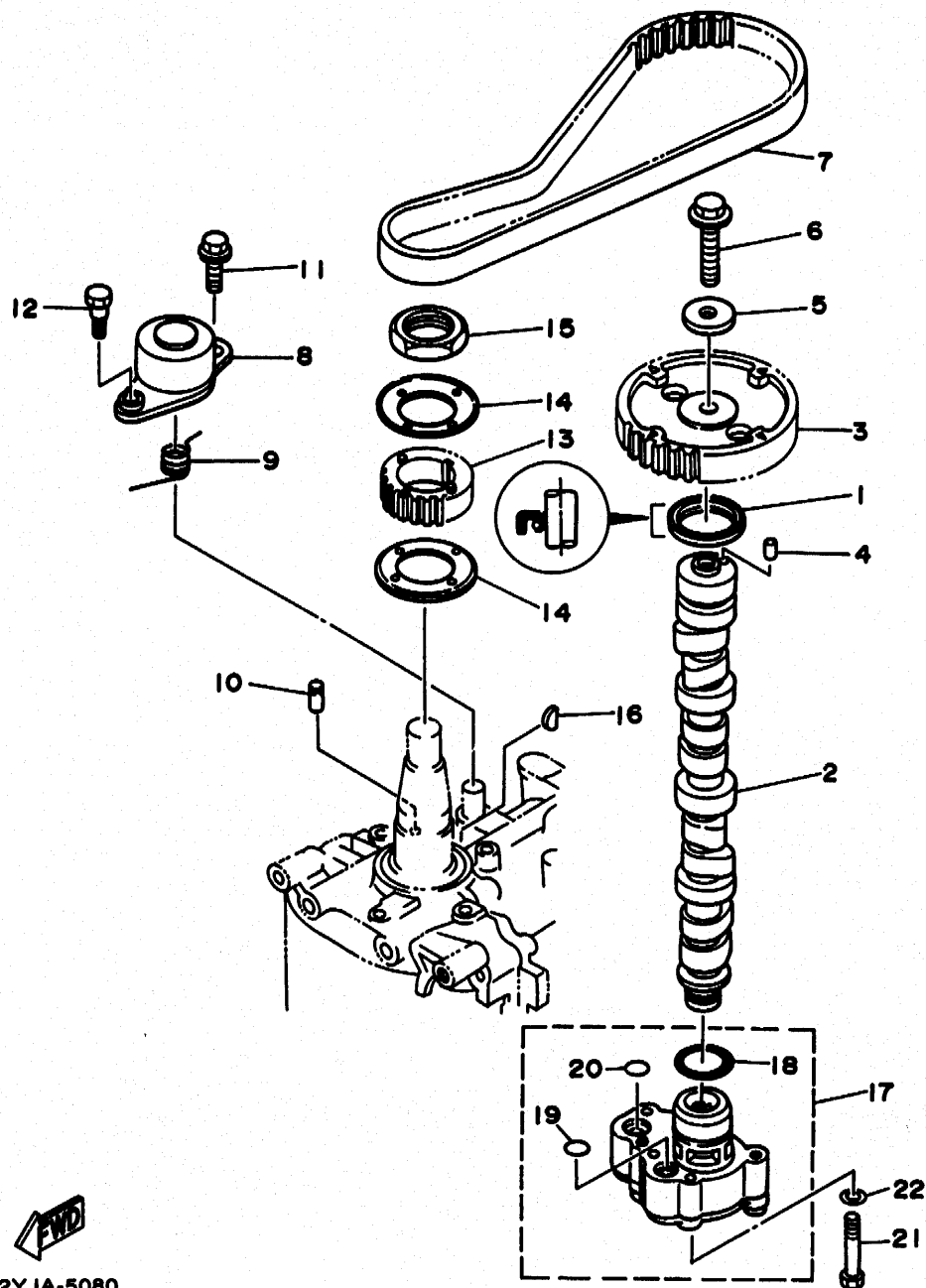
C1



FIG. 8 OIL PUMP

POMPE A HUILE

REF. NO.	PART NO. NO. PIECES	DESCRIPTION DESCRIPTION	Q'TY QTE	REMARKS REMARQUES
1	93102-37M40	OIL SEAL	1	
2	62Y-12171-00	JOINT SPY CAMSHAFT 1	1	
3	62Y-11537-00	ARBRE A CAMES 1	1	
4	93605-14143	GEAR, DRIVEN PIGNON SECONDAIRE	1	
5	90201-10M06	PIN, DOWEL AXE	1	
6	95895-10040	WASHER, PLATE RONDELLE, PLATE	1	
7	62Y-46241-00	BOLT, FLANGE BOULON	1	
8	62Y-11590-00	BELT COURROIE	1	
9	90508-23M36	TENSIONER ASSY TENDEUR (ENS.)	1	
10	90249-07M29	SPRING, TORSION RESSORT, TORSION	1	
11	95895-08020	PIN GOUPILLE	1	
12	90109-06M64	BOLT, FLANGE BOULON	1	
13	62Y-11536-00	BOLT BOULON	1	
14	62Y-11557-00	GEAR, DRIVE PIGNON SECONDAIRE	1	
15	90170-35M32	WASHER 1 RONDELLE 1	2	
16	90280-04M06	NUT ECROU	1	
17	62Y-13300-00	KEY, WOODRUFF CLAVETTE, DEMI-LUNE	1	
18	93210-33MH2	OIL PUMP ASSY POMPE A HUILE COMPLET	1	
19	93210-12MG9	.O-RING	1	
20	93210-14515	.JOINT TORIQUE	1	
21	97313-06040	.O-RING	1	
22	92990-06600	.JOINT TORIQUE	1	
		BOLT BOULON	4	
		WASHER, PLATE RONDELLE, PLATE	4	



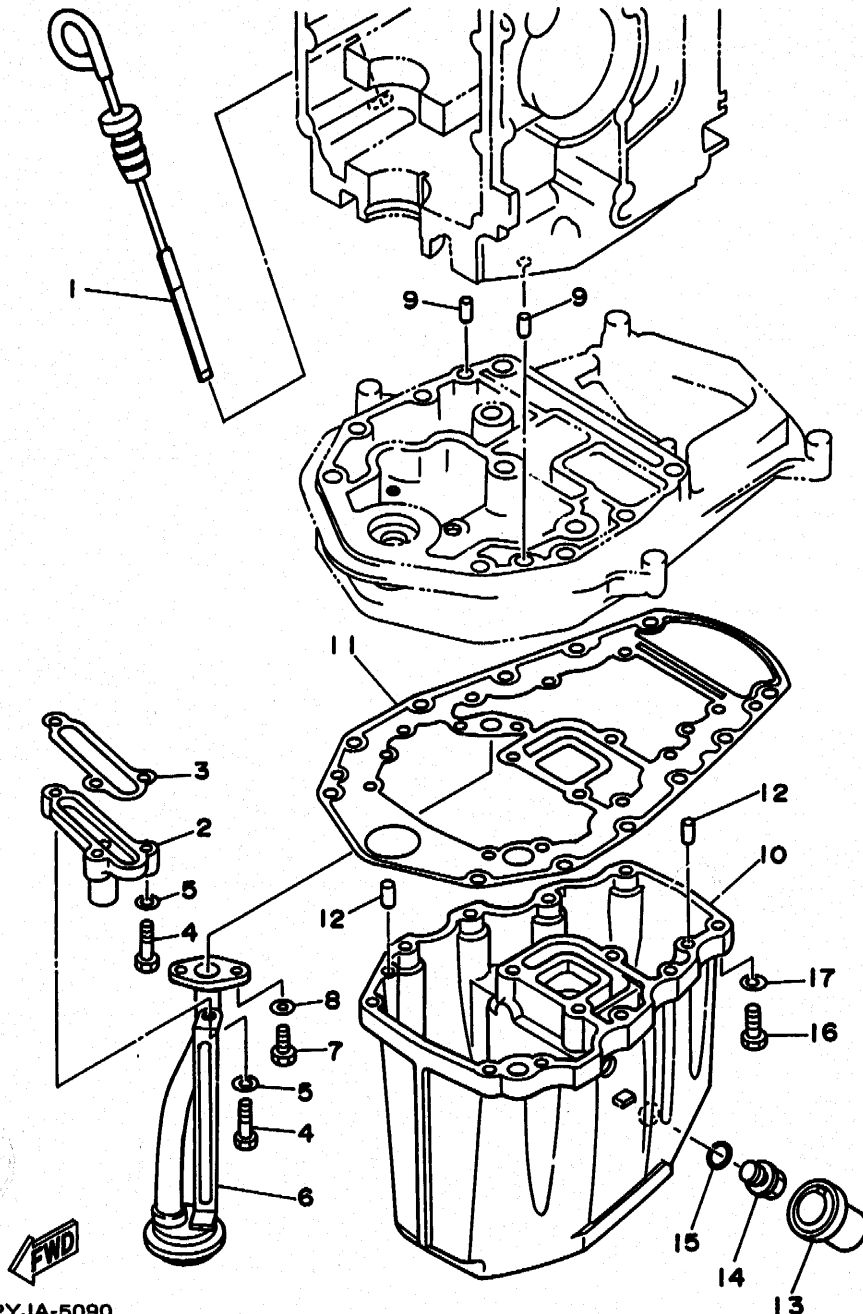
62YJA-5080

C3

FIG. 9 OIL PAN

VENTILATEUR D'HUILE

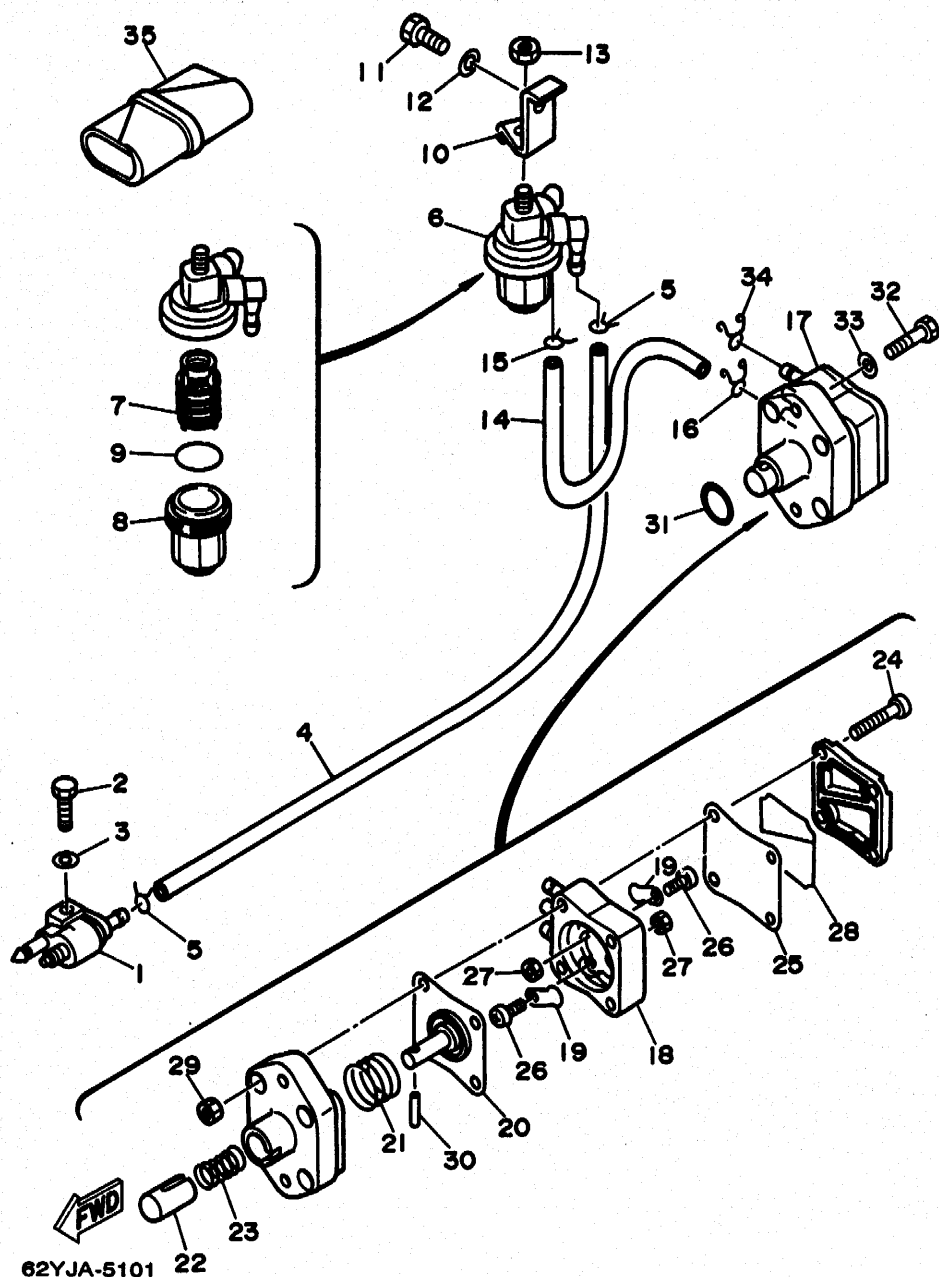
REF. NO.	PART NO. NO. PIECES	DESCRIPTION DESCRIPTION	Q'TY QTE	REMARKS REMARQUES
1	62Y-15362-00	PLUG, OIL LEVEL PLOT, NIVEAU D'HUILE	1	
2	62Y-11575-00	RELIEF VALVE ASS'Y SOUPAPE DE RENTREE D'AIR	1	
3	62Y-13475-00	GASKET JOINT	1	
4	97013-06025	BOLT BOULON	3	
5	92990-06600	WASHER, PLATE RONDELLE, PLATE	3	
6	62Y-13411-00	STRAINER, OIL FILTRE, HUILE	1	
7	97014-06016	BOLT BOULON	2	
8	92990-06600	WASHER, PLATE RONDELLE, PLATE	2	
9	93608-12M05	PIN, DOWEL AXE	2	
10	62Y-15311-00-5B	OIL PAN VENTILATEUR D'HUILE	1	
11	62Y-15312-00	GASKET, OIL PAN JOINT DE VENTILATEUR D'HUILE	1	
12	93606-12019	PIN, DOWEL GOUPILLE	4	
13	62Y-15316-00	DAMPER, ENGINE MOUNT 1 AMORTISSEUR DE SUPPORT	1	
14	62Y-13471-00	PLUG, DRAIN PLOT, VIDANGE	1	
15	93210-14515	O-RING JOINT TORIQUE	1	
16	97095-06025	BOLT BOULON	10	
17	92990-06600	WASHER, PLATE RONDELLE, PLATE	10	



62YJA-5090

226-012

C4



**FIG. 10 FUEL**

## CARBURANT

REF. NO.	PART NO. NO. PIECES	DESCRIPTION	Q'TY QTE	REMARKS REMARQUES
1	6G1-24304-02	FUEL PIPE JOINT COMP. 1	1	
2	97095-06025	DURITE RACCORDEMT. A ESSENCE	1	
3	92990-06600	BOLT BOULON	1	
4	90445-10M34	WASHER, PLATE RONDELLE, PLATE	1	
5	90467-09M03	HOSE DURITE	1	
6	61N-24560-00	CLIP JONC	2	
7	61N-24563-00	FILTER ASSY ENS FILTRE	1	
8	61N-24521-00	.ELEMENT, FILTER .ELEMENT, FILTRE	1	
9	93210-32738	.CUP, FILTER .CUVETTE, FILTRE	1	
10	62Y-24566-00	.O-RING .JOINT TORIQUE	1	
11	97095-08014	BRACKET, FILTER SUPPORT, FILTRE	1	
12	92995-08600	BOLT BOULON	1	
13	95380-08600	WASHER RONDELLE	1	
14	90445-10M48	NUT ECROU	1	
15	90467-09M03	HOSE DURITE	1	
16	90467-10M04	CLIP JONC	1	
17	62Y-24410-00	CLIP JONC	1	
18	62Y-24413-00	FUEL PUMP ASSY POMPE A ESSENCE	1	
19	6A0-24421-01	.BODY 2 .CORPS 2	1	
20	62Y-24411-00	.VALVE, CHECK .SOUPAPE, RETENUE	2	
21	62Y-24423-00	.DIAPHRAGM .DIAPHRAGME	1	
22	62Y-13131-00	.SPRING, DIAPHRAGM .RESSORT, DIAPHRAGME	1	
23	62Y-24454-00	.PLUNGER .PLONGEUR	1	
24	62Y-24444-00	.SPRING .RESSORT	1	
25	62Y-24471-00	.SCREW .VIS	4	
26	6A0-14325-00	.DIAPHRAGM .DIAPHRAGME	1	
27	95380-03600	.SCREW, PAN HEAD .VIS TETE CONIQUE	2	
28	62Y-24452-00	.NUT .ECROU	2	
		.COVER .COUVERCLE	1	

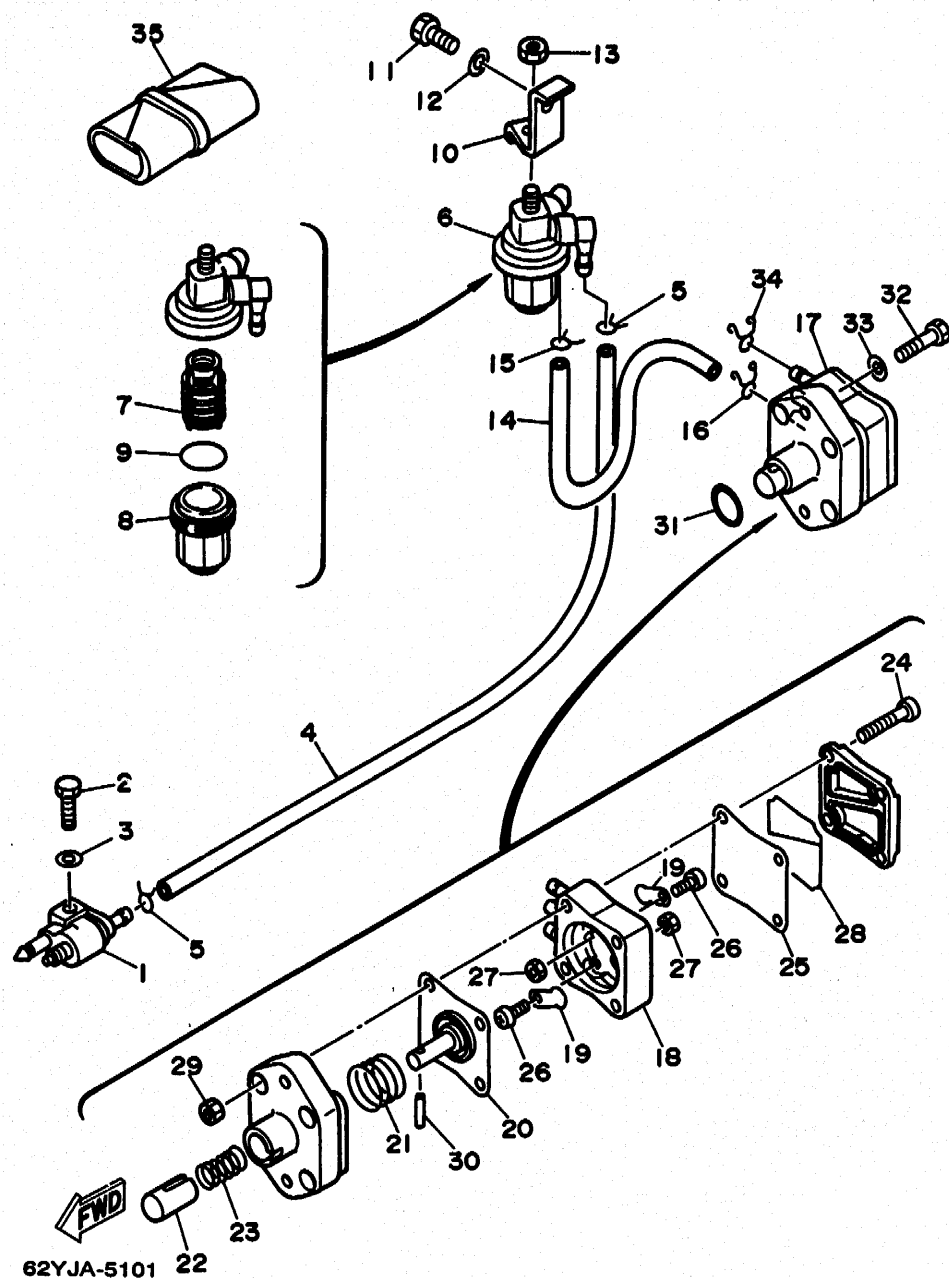
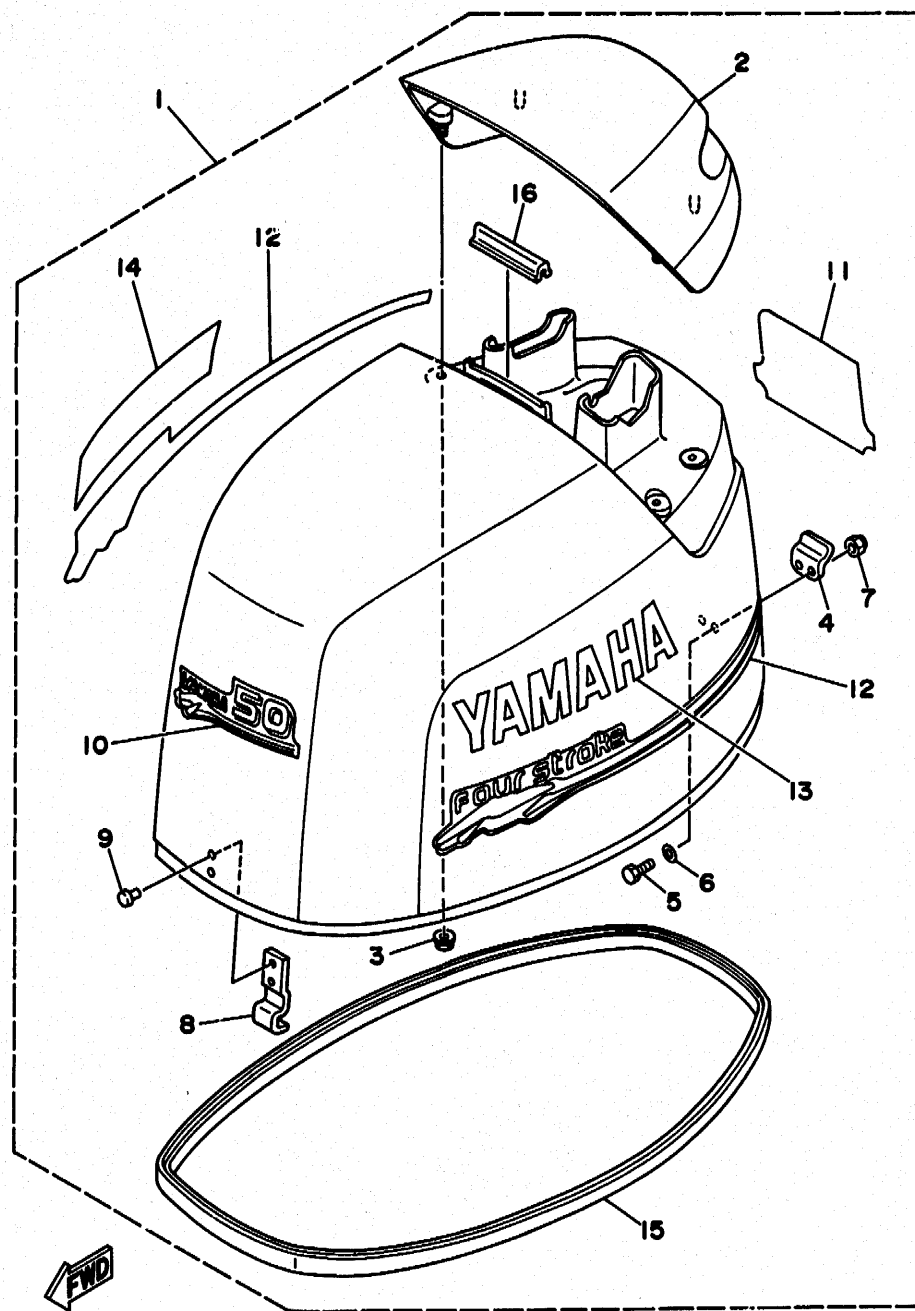


FIG. 10 FUEL

CARBURANT

REF. NO.	PART NO. NO. PIECES	DESCRIPTION DESCRIPTION	Q'TY QTE	REMARKS REMARQUES
29	95380-05600	.NUT .ECROU	4	
30	62Y-24374-00	.PIN .GOUILLE	1	
31	93210-25070	O-RING JOINT TORIQUE	1	
32	97095-06030	BOLT BOULON	2	
33	92990-06600	WASHER, PLATE RONDELLE, PLATE	2	
34	90467-10M04	CLIP JONG	1	
35	62Y-28100-00	TOOL KIT TROUSSE A OUTILS	1	

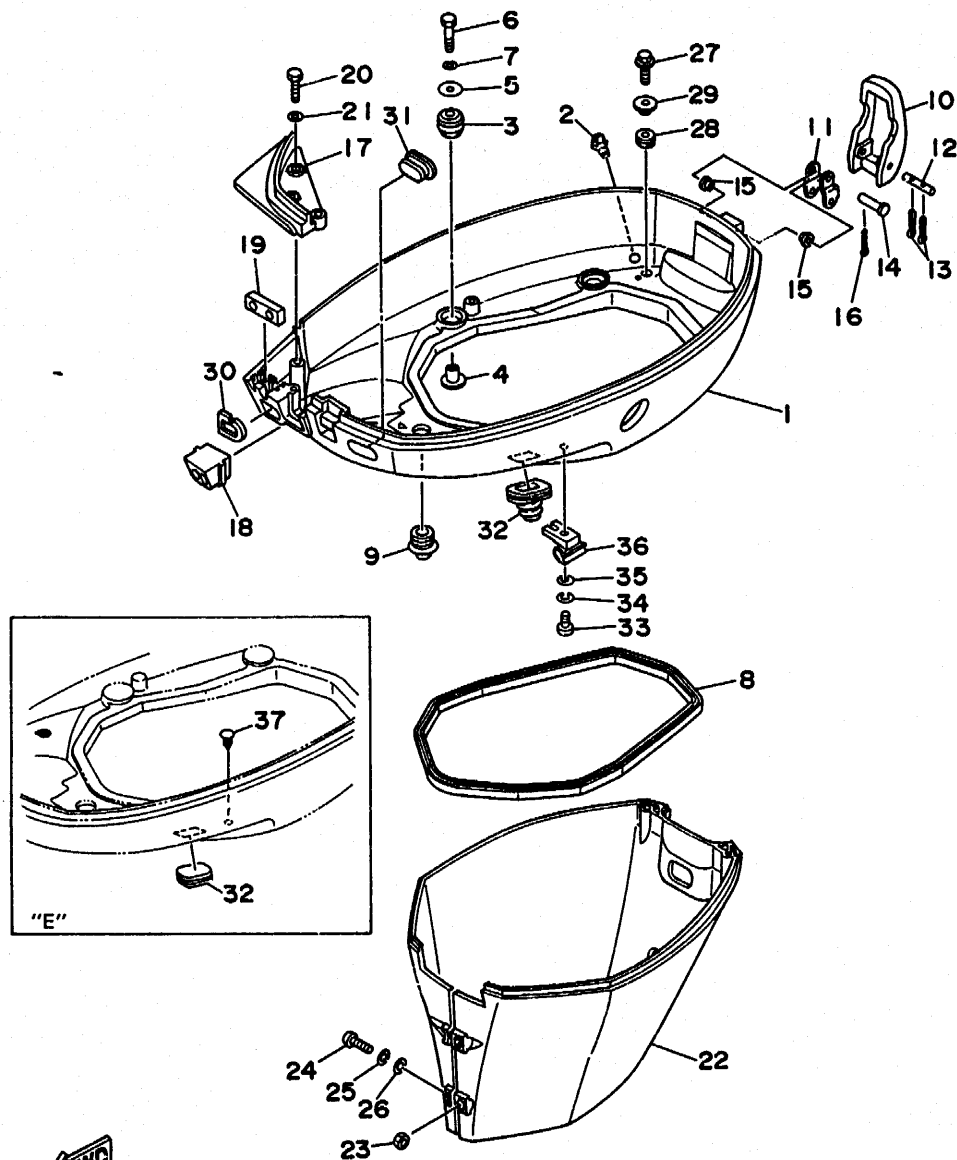


62YJA-5110

FIG. 11 TOP COWLING

CAPOT SUPERIEUR

REF. NO.	PART NO. NO. PIECES	DESCRIPTION DESCRIPTION	Q'TY QTE	REMARKS REMARQUES
1	62Y-42610-00-4D	TOP COWLING ASSY CAPOT (ENS.)	1	UR F50A
	64J-42610-00-4D	TOP COWLING ASSY CAPOT (ENS.)	1	UR F50B
	62Y-42610-10-4D	TOP COWLING ASSY CAPOT (ENS.)	1	UR F45A
2	62Y-42613-00-4D	.MOLDING, AIR DUCT .MANCHON A AIR	1	
3	90179-06M24	.NUT .ECROU	4	
4	62Y-42652-00	.HOOK .CROCHET	1	
5	97095-05016	.BOLT .BOULON	2	
6	92990-05600	.WASHER, PLATE .RONDELLE, PLATE	2	
7	95780-05300	.NUT, FLANGE .ECROU	2	
8	62Y-42651-00	.HOOK .CROCHET	1	
9	90266-06M02	.RIVET .RIVET	2	
10	62Y-42677-00	.GRAPHIC, FRONT .ADHESIF, AVANT	1	UR
	62Y-42677-10	.GRAPHIC, FRONT .ADHESIF, AVANT	1	UR F45A
11	62Y-42678-00	.GRAPHIC, REAR .ADHESIF, ARRIERE	1	UR F50A
	64J-42678-00	.GRAPHIC, REAR .ADHESIF, ARRIERE	1	UR F50B
	62Y-42678-10	.GRAPHIC, REAR .ADHESIF, ARRIERE	1	UR F45A
12	62Y-W0070-00	.GRAPHIC SET .JEU DIEMBLEMES	1	
13	62Y-42681-00	.MARK, COWLING .ADHESIF, CAPOT	1	
14	62Y-42682-00	.MARK, COWLING .ADHESIF, CAPOT	1	
15	62Y-42615-00	.SEAL .JOINT	1	
16	61N-42628-00	.SEAL .JOINT	1	



62YJA-5120

FIG. 12 BOTTOM COWLING

CAPOT INFERIEUR

REF. NO.	PART NO.	DESCRIPTION	Q'TY	REMARKS
1	62Y-42711-00-4D	COWLING, BOTTOM	1	UR
	62Y-42711-10-4D	CUVETTE		
	62Y-42711-10-4D	COWLING, BOTTOM	1	UR PTT
	62Y-42711-10-4D	CUVETTE		
2	6H3-44391-01	NIPPLE, HOSE	1	
	6H3-44391-01	RACCORD D'ESSENCE		
3	90480-09M12	GROMMET	4	
	90480-09M12	PASSE-FIL		
4	90387-06M69	COLLAR	4	
	90387-06M69	COLLERETTE		
5	90201-06416	WASHER, PLATE	4	
	90201-06416	RONDELLE, PLATE		
6	97095-06030	BOLT	4	
	97095-06030	BOULON		
7	92995-06100	WASHER, SPRING	4	
	92995-06100	RONDELLE, GROWER		
8	62Y-42716-00	RUBBER, SEAL 1	1	
	62Y-42716-00	JOINT EN CAOUTCHOUC 1		
9	6E5-42724-00	GROMMET	1	
	6E5-42724-00	PASSE-FIL		
10	62Y-42828-00-4D	PLATE, CLAMP	1	
	62Y-42828-00-4D	PLAQUE, PRESSE		
11	62Y-42815-00	LEVER, CLAMP	1	
	62Y-42815-00	LEVIER, PRESSE		
12	90249-05M30	PIN	1	
	90249-05M30	GOUPILLE		
13	91490-16010	PIN, COTTER	2	
	91490-16010	GOUPILLE		
14	90240-05M19	PIN, CLEVIS	1	
	90240-05M19	BOULON, A GOUPILLE		
15	90386-05002	BUSH	2	
	90386-05002	DOUILLE		
16	91490-16010	PIN, COTTER	1	
	91490-16010	GOUPILLE		
17	62Y-42738-00-5B	PLATE, FITTING	1	
	62Y-42738-00-5B	ETRIER		
18	62Y-42725-00	GROMMET	1	
	62Y-42725-00	PASSE-FIL		
19	62Y-42727-00	GROMMET	1	
	62Y-42727-00	PASSE-FIL		
20	97095-06020	BOLT	3	
	97095-06020	BOULON		
21	92990-06600	WASHER, PLATE	3	
	92990-06600	RONDELLE, PLATE		
22	62Y-42741-00-4D	APRON	1	
	62Y-42741-00-4D	CAPOT LATERAL		
23	95380-06600	NUT	2	
	95380-06600	ECROU		
24	98580-06025	SCREW, PAN HEAD	2	
	98580-06025	VIS		
25	92995-06100	WASHER, SPRING	2	
	92995-06100	RONDELLE, GROWER		
26	92990-06600	WASHER, PLATE	2	
	92990-06600	RONDELLE, PLATE		
27	95895-06016	BOLT, FLANGE	2	
	95895-06016	BOULON		

D1

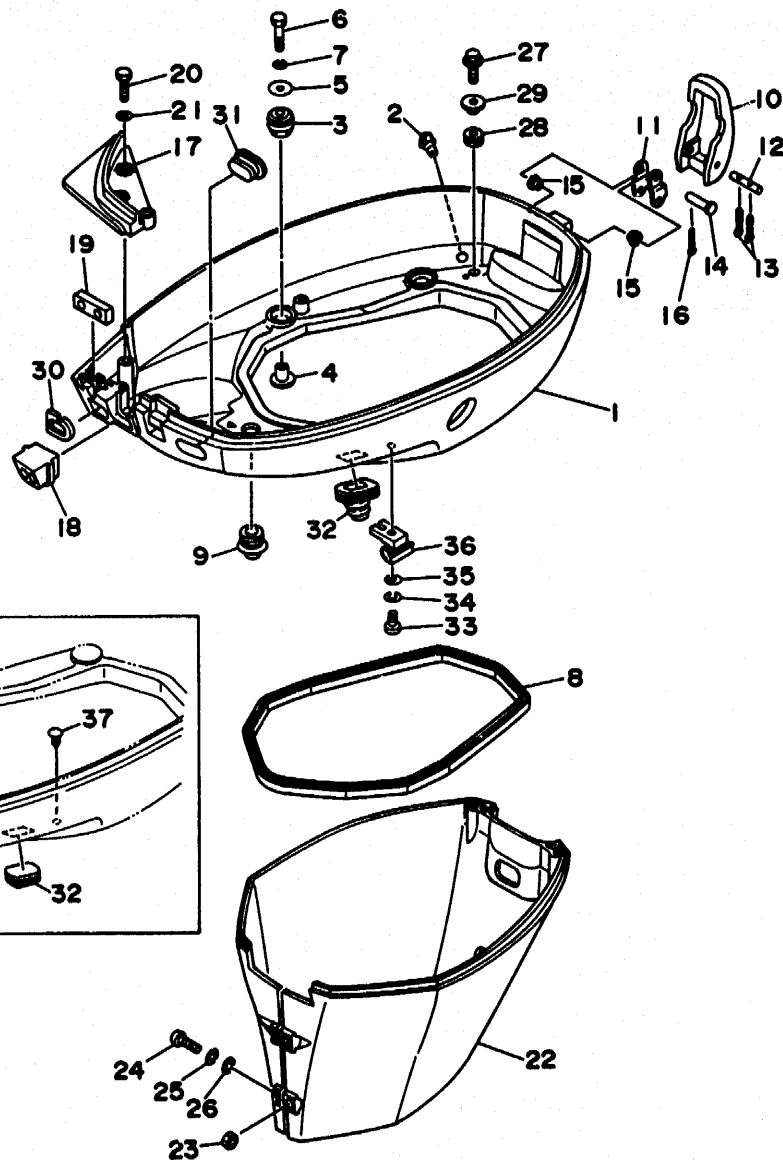


FIG. 12 BOTTOM COAMING

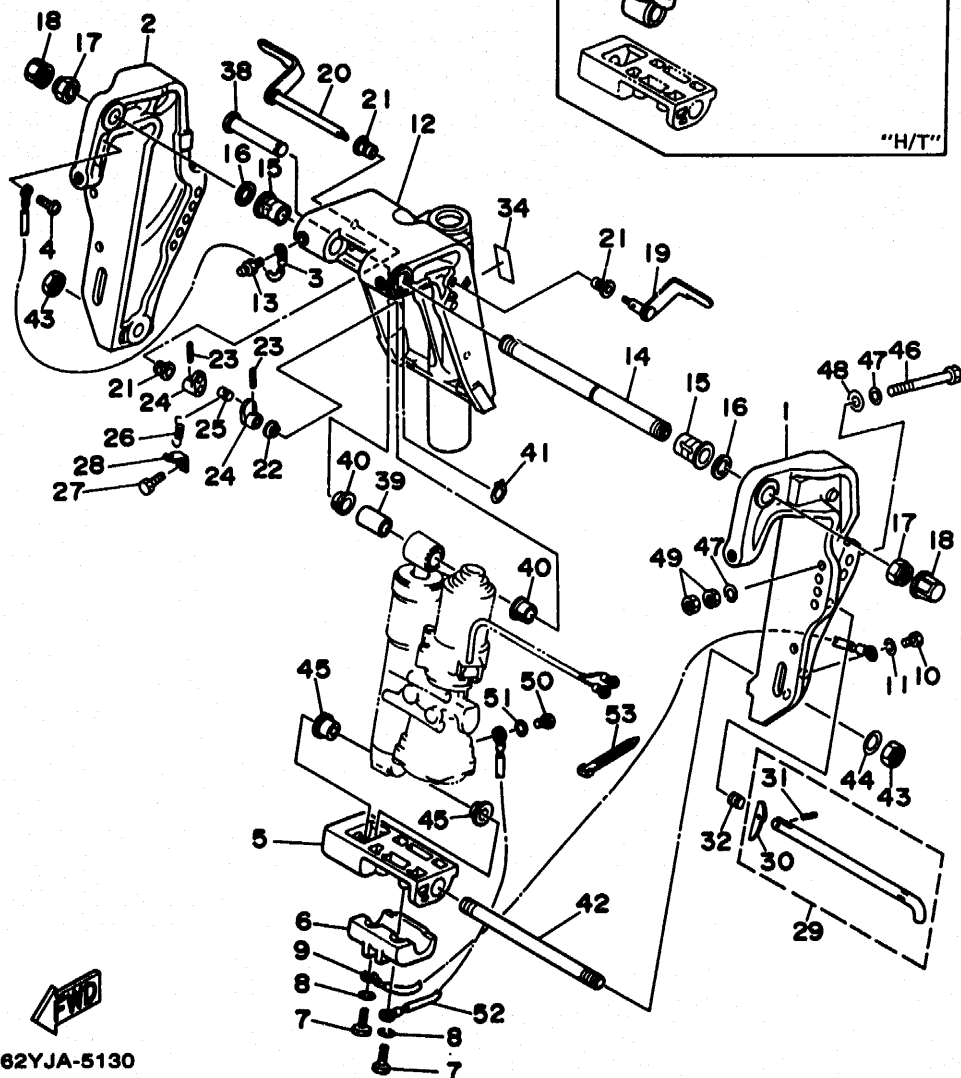
CAPOT INFERIEUR

REF. NO.	PART NO.	DESCRIPTION	Q'TY	REMARKS
28	90480-13M24	GROMMET PASSE-FIL	2	
29	90387-06M40	COLLAR COLLERETTE	2	
30	61N-24329-00	SEAL JOINT	1	
31	6H3-42727-00	GROMMET PASSE-FIL	1	
32	6H4-42726-00	GROMMET PASSE-FIL	1	UR
	688-42726-10	GROMMET PASSE-FIL	1	UR PTT
33	98580-06025	SCREW, PAN HEAD VIS	1	
34	92995-06100	WASHER, SPRING RONDELLE, GROWER	1	
35	92990-06600	WASHER, PLATE RONDELLE, PLATE	1	
36	90464-09M43	CLAMP	1	
37	90338-05M03	BRIDE PLUG PLOT	1	



62YJA-5120

D2



62YJA-5130

FIG. 13 BRACKET 1

SUPPORT 1

REF. NO.	PART NO. NO. PIECES	DESCRIPTION DESCRIPTION	Q'TY QTE	REMARKS REMARQUES
1	63D-43111-00-4D	BRACKET, CLAMP PRESSE	1	
2	63D-43112-00-4D	BRACKET, CLAMP PRESSE	1	
3	63D-82148-00	WIRE, LEAD 4 FIL 4	1	
4	97885-06008	SCREW, PAN HEAD VIS, TETE TRONCONIQUE	1	
5	63D-43128-01-4D	SPACER, CLAMP BRACKET ENTRETOISE	1	
6	63D-45251-00	ANODE	1	
7	97095-06025	BOLT BOULON	2	
8	92995-06100	WASHER, SPRING RONDELLE, GROWER	2	
9	6H1-82148-00	WIRE, LEAD 4 FIL 4	1	
10	97095-06010	BOLT BOULON	1	
11	92990-06600	WASHER, PLATE RONDELLE, PLATE	1	
12	63D-43311-10-4D	BRACKET, SWIVEL SUPPORT, PIVOT	1	
13	93700-06M03	NIPPLE, GREASE PION	3	
14	63D-43131-00	BOLT, CLAMP BRACKET BOULON, PRESSE	1	
15	90386-22M15	BUSH DOUILLE	2	
16	90201-22M03	WASHER, PLATE RONDELLE, PLATE	2	
17	90185-22M11	NUT, SELF-LOCKING ECROU, AUTO-BLOCANT	2	
18	6G5-43145-00	CAP, CLAMP BRACKET CAPUCHON, PRESSE	2	
19	6H5-43181-03	LEVER, TILT STOP LEVIER, VERROUILLAGE RELEVAGE	1	
20	6H5-43185-03	LEVER, TILT STOP LEVIER, VERROUILLAGE RELEVAGE	1	
21	90386-10M16	BUSH DOUILLE	3	
22	90386-10025	BUSH DOUILLE	1	
23	91690-30020	PIN, SPRING AGRAFFE	2	
24	6G5-43148-00	COLLAR, DISTANCE ENTRETOISE	2	
25	90249-06M19	PIN GOUPILLE	1	
26	90506-14M24	SPRING, TENSION RESSORT, TENSION	1	
27	97095-06010	BOLT BOULON	1	
28	6G5-43144-00	HOOK, SPRING CROCHET	1	

D3



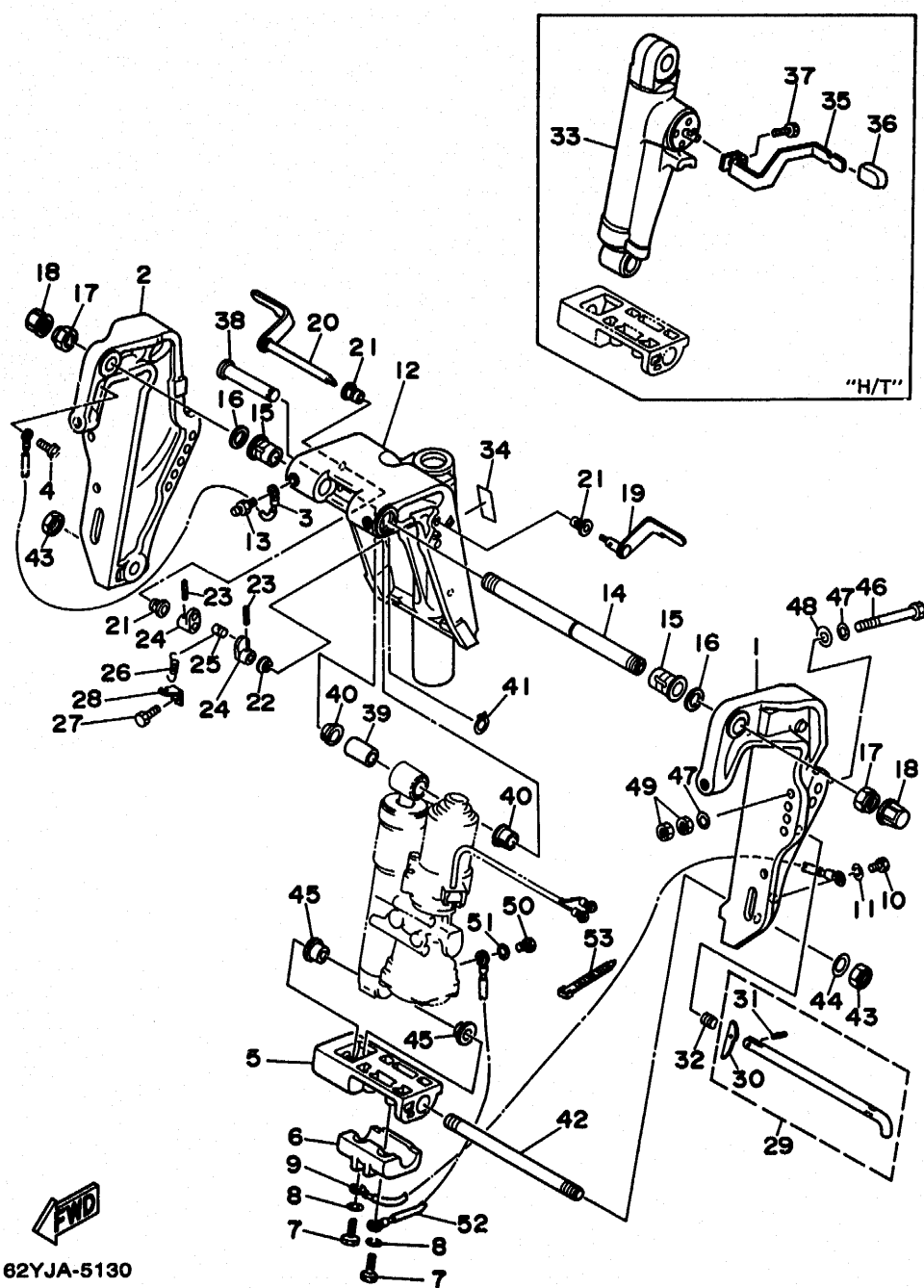
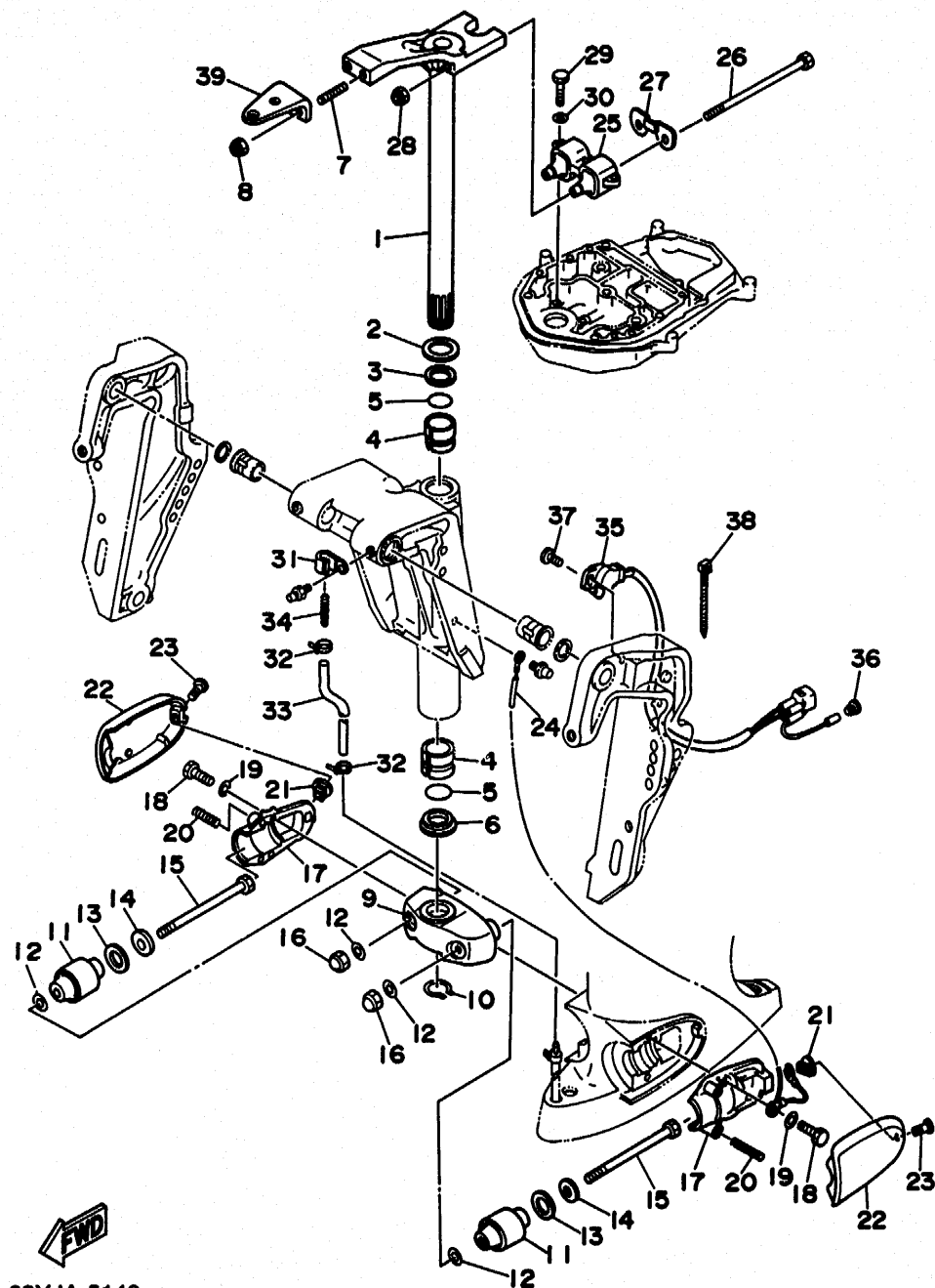


FIG. 13 BRACKET 1

SUPPORT 1

REF. NO.	PART NO. NO. PIECES	DESCRIPTION DESCRIPTION	Q'TY QTE	REMARKS REMARQUES
29	688-43160-01	TILT ROD ASSY BROCHE D'INCLINAISON (ENS.)	1	
30	688-43165-00	.PLATE, TILT LOCK .TAQUET, BROCHE INCLINAISON	1	
31	91690-30012	.PIN, SPRING .AGRAFFE	1	
32	90502-16M02	SPRING, CONICAL RESSORT, CONIQUE	1	
33	62Y-43170-00-4D	SHOCK ABSORBER ASSY AMORTISSEUR (ENS.)	1 H/T	
34	63D-43691-00	INDICATOR, TILT ETIQUETTE, RELEVAGE	1 H/T	
35	63D-43631-00	LEVER, TILT LEVIER, INCLINAISON	1 H/T	
36	682-43318-01	COVER CAPUCHON	1 H/T	
37	97095-06010	BOLT BOULON	1 H/T	
38	6E5-43126-02	PIN, UPPER SHOCK MOUNT AXE, SUPERIEUR AMORTISSEUR	1	
39	90386-18M92	BUSH DOUILLE	1	
40	90386-18M35	BUSH DOUILLE	2	
41	93410-18M02	CIRCLIP CLIPS	1	
42	90116-18M52	BOLT, STUD GOUJON	1	
43	90170-18M10	NUT ECROU	2	
44	92995-18600	WASHER RONDELLE, PLATE	1	
45	90386-18M44	BUSH DOUILLE	2	
46	90101-12M65	BOLT BOULON	4 AP	
47	92995-12200	WASHER RONDELLE	8 AP	
48	90201-12426	WASHER, PLATE RONDELLE, PLATE	4 AP	
49	95380-12600	NUT ECROU	8 AP	
50	97095-06010	BOLT BOULON	1 PTT	
51	92990-06600	WASHER, PLATE RONDELLE, PLATE	1 PTT	
52	6H1-82148-00	WIRE, LEAD 4 FIL 4	1 PTT	
53	90465-11M10	CLAMP BRIDE	4 PTT	



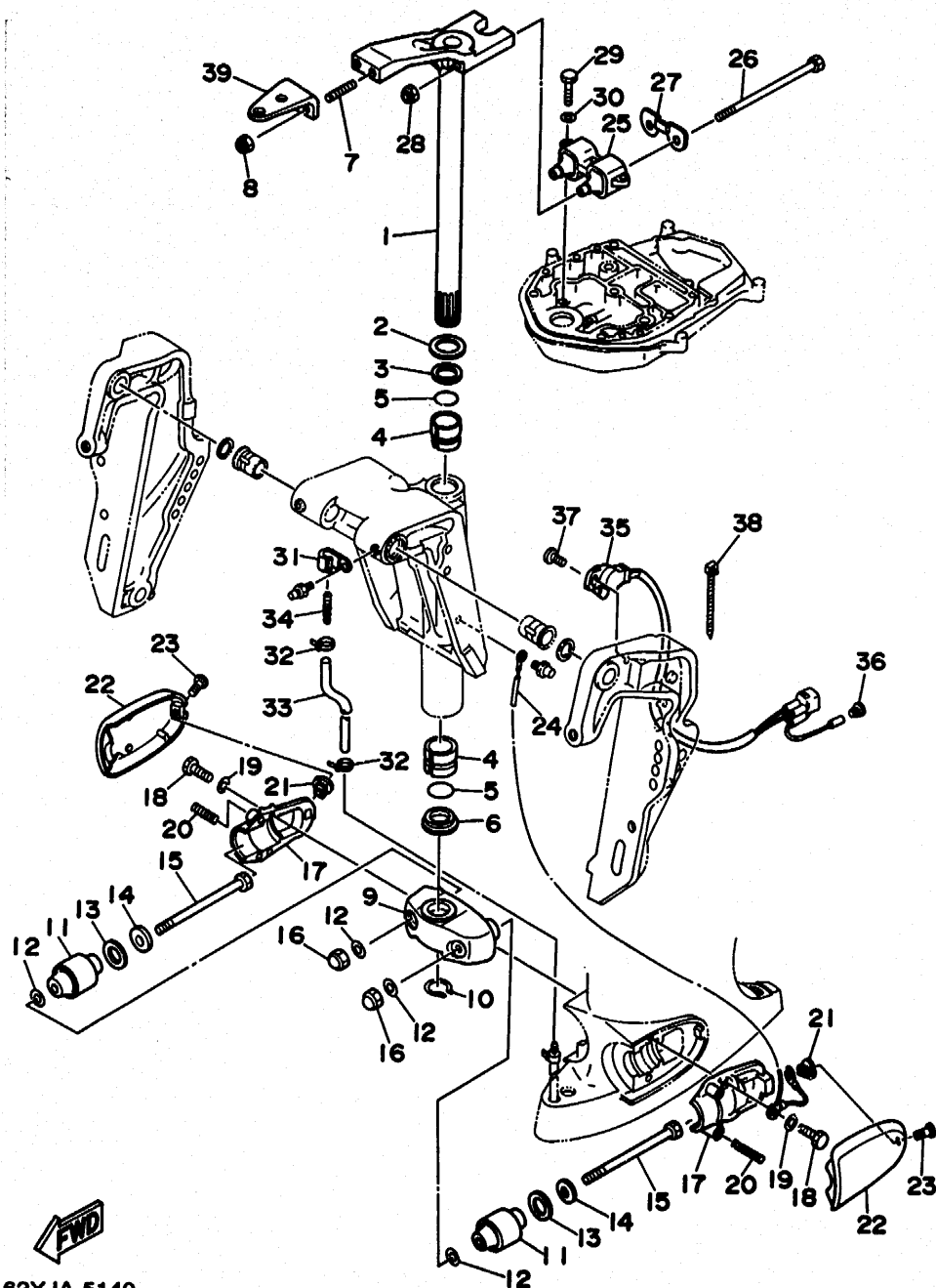
62YJA-5140

FIG. 14 BRACKET 2

SUPPORT 2

REF. NO.	PART NO. NO. PIECES	DESCRIPTION DESCRIPTION	Q'TY QTE	REMARKS REMARQUES
1	63D-42510-10-4D	STEERING BRACKET ASSY DIRECTION SUPPORT (ENS.)	1	
2	90201-30M00	WASHER, PLATE RONDELLE, PLATE	1	
3	90386-30M78	BUSH DOUILLE	1	
4	90386-30M77	BUSH DOUILLE	2	
5	93210-29M94	O-RING JOINT TORIQUE	2	
6	90386-30M60	BUSH DOUILLE	1	
7	90116-10175	BOLT, STUD GOIJON	2	
8	90185-10051	NUT, SELF-LOCKING ECROU, AUTO-BLOCANT	2	
9	663-44551-02-4D	HOUSING, LOWER MOUNT RUBBER BOITIER, SILENT-BLOC INFÉRIEUR	1	
10	93410-28M06	CIRCLIP CLIPS	1	
11	679-44555-00-94	MOUNT DAMPER, LOWER SIDE SILENT-BLOC, INFÉRIEUR LATERAL	2	
12	90201-12M16	WASHER, PLATE RONDELLE, PLATE	4	
13	90202-21100	WASHER, PLATE RONDELLE, PLATE	2	
14	90201-13M19	WASHER, PLATE RONDELLE, PLATE	2	
15	90109-12261	BOLT BOULON	2	
16	95380-12800	NUT, CROWN ECROU, BORGNE	2	
17	663-44552-00-94	HOUSING, LOWER MOUNT RUBBER BOITIER, SILENT-BLOC INFÉRIEUR	2	
18	97075-08025	BOLT BOULON	4	
19	92995-08100	WASHER RONDELLE	4	
20	90501-14M08	SPRING, COMPRESSION RESSORT, COMPRESSION	4	
21	90179-06066	NUT ECROU	2	
22	62Y-44553-00-4D	COVER, LOWER MOUNT COUVERCLE, SUSPENSION INFÉRIEUR	2	
23	97885-06016	SCREW, PAN HEAD VIS	2	
24	697-82127-01	WIRE, LEAD 2 FIL 2	1	
25	62Y-44514-00-4D	MOUNT DAMPER, UPPER SIDE SILENT-BLOC, SUPÉRIEUR LATERAL	1	UR
	62Y-44514-20-4D	MOUNT DAMPER, UPPER SIDE SILENT-BLOC, SUPÉRIEUR LATERAL	1	UR F50B
26	90101-08M15	BOLT BOULON	2	
27	63D-44526-00	PLATE PLAQUE	1	

D5



62YJA-5140

FIG. 14 BRACKET 2

SUPPORT 2

REF. NO.	PART NO. NO. PIECES	DESCRIPTION DESCRIPTION	Q'TY QTE	REMARKS REMARQUES
28	90185-08045	NUT, SELF-LOCKING ECROU, AUTO-BLOCANT	2	
29	97075-08030	BOLT BOULON	3	
30	92995-08100	WASHER RONDELLE	3	
31	90465-08028	CLAMP BRIDE	1	
32	90465-11M10	CLAMP BRIDE	2	
33	90445-07MF1	HOSE DURITE	1	
34	6E5-83558-00	END, NIPPLE RACCORD DE NIPPLE	1	
35	63D-83672-00	TRIM SENDER INCLINER RACCORD	1	UR PTT
36	703-82119-00	COVER, LEAD WIRE GARNITURE, FIL	1	UR PTT
37	97885-06016	SCREW, PAN HEAD VIS, TETE TRONCONIQUE	2	UR PTT
38	90465-13M11	CLAMP BRIDE	1	UR PTT
39	630-48511-00-4D	HOOK, STEERING ATTACHE, DIRECTION	1	

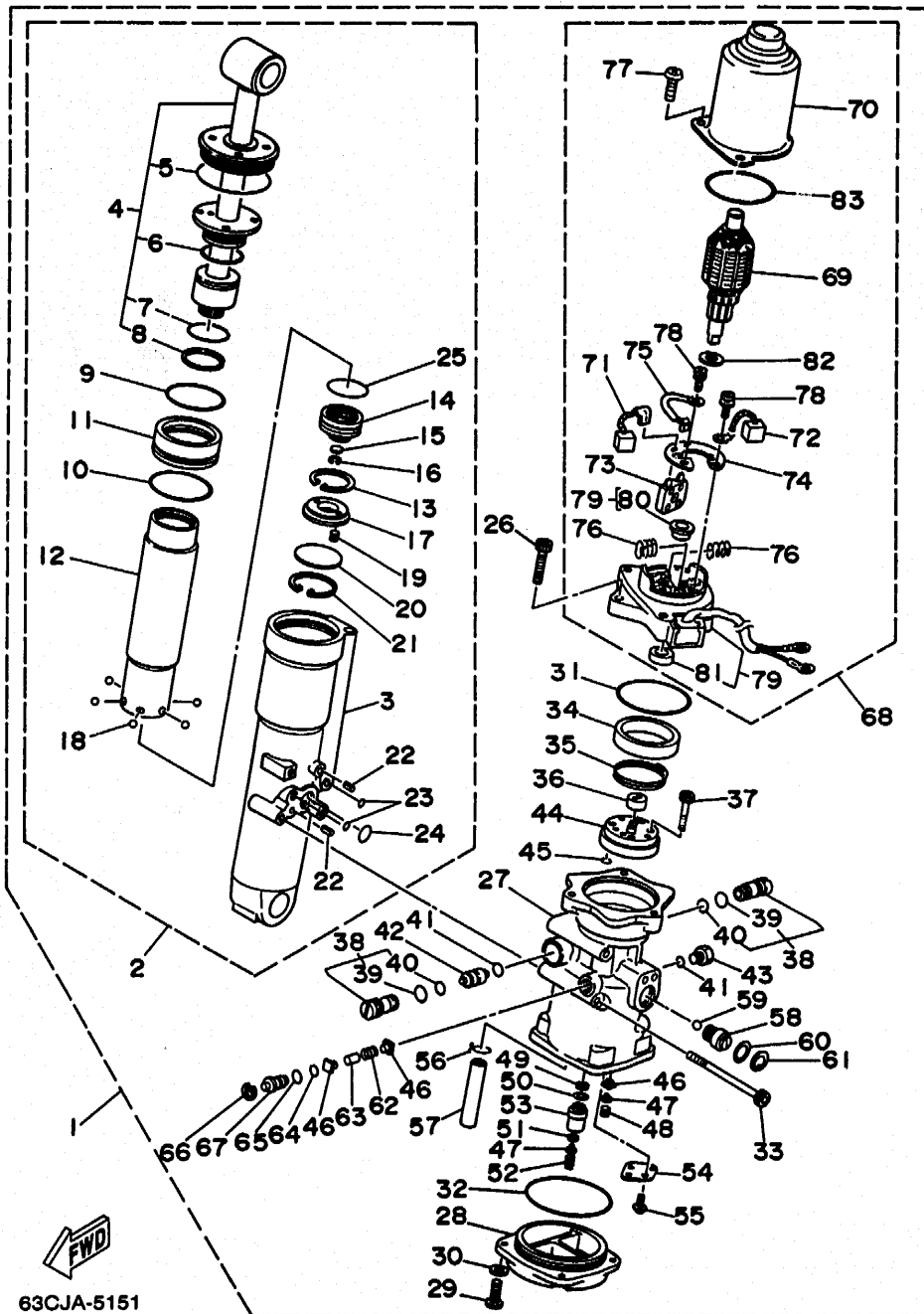


FIG. 15 POWER TRIM & TILT ASSY 1

PUISSANCE PARER ET INCLINER (ENS.) 1

REF. NO.	PART NO. NO. PIECES	DESCRIPTION DESCRIPTION	Q'TY QTE	REMARKS REMARQUES
1	62X-43800-00-4D	POWER TRIM & TILT ASSY PUISSANCE PARER ET INCLINER (ENS.)	1	
2	62X-43840-00	POWER TILT ASSY PUISSANCE INCLINER (ENS.)	1	
3	62X-4380K-00	..CYLINDER, TILT SUB ASSY ..CYLINDRE	1	
4	62X-43810-00	..PISTON SUB ASSY ..PISTON AUXILIAIRE (ENS.)	1	
5	62X-43861-00	...O-RING ...JOINT TORIQUE	1	
6	62X-43862-00	...O-RING ...JOINT TORIQUE	1	
7	93210-29375	...O-RING ...JOINT TORIQUE	1	
8	62X-43871-00	...RING, BACK UP ...SEGMENT	1	
9	93210-44383	..O-RING ..JOINT TORIQUE	1	
10	93210-48214	..O-RING ..JOINT TORIQUE	1	
11	62X-4388A-00	..PISTON, TRIM ..PISTON	1	
12	62X-22471-00	..CYLINDER, SHOCK ABSORBER ..CYLINDRE, AMORTISSEUR	1	
13	99009-35500	..CIRCLIP ..CIRCLIP	1	
14	62X-43814-00	..PISTON, FREE ..PISTON	1	
15	6H1-4384G-11	..SEAL, RELIEF VALVE ..JOINT	1	
16	61A-43875-00	..RING, SNAP ..RESSORT	1	
17	62X-43899-00	..PLATE STOPPER ..PLAQUETTE	1	
18	93503-16010	..BALL ..BILLE	6	
19	62X-4384H-00	..SPRING ..RESSORT	2	
20	1UF-22434-00	..PLATE, VALVE 1 ..PLATEAU, SOUPAPE 1	1	
21	62X-43875-00	..RING, SNAP ..RESSORT	1	
22	91690-40010	..PIN, SPRING ..AGRAFFE	2	
23	93210-06519	..O-RING ..JOINT TORIQUE	2	
24	62X-43864-00	..O-RING ..JOINT TORIQUE	1	
25	93210-29375	..O-RING ..JOINT TORIQUE	1	
26	62X-43888-00	..BOLT, SOCKET ..BOULON	3	
27	62X-4380L-00	..HOUSING, TRIM & TILT SUB ASSY ..CARTER	1	
28	62X-4385M-00	..PLATE, RESERVOIR ..PLAQUETTE	1	

D7

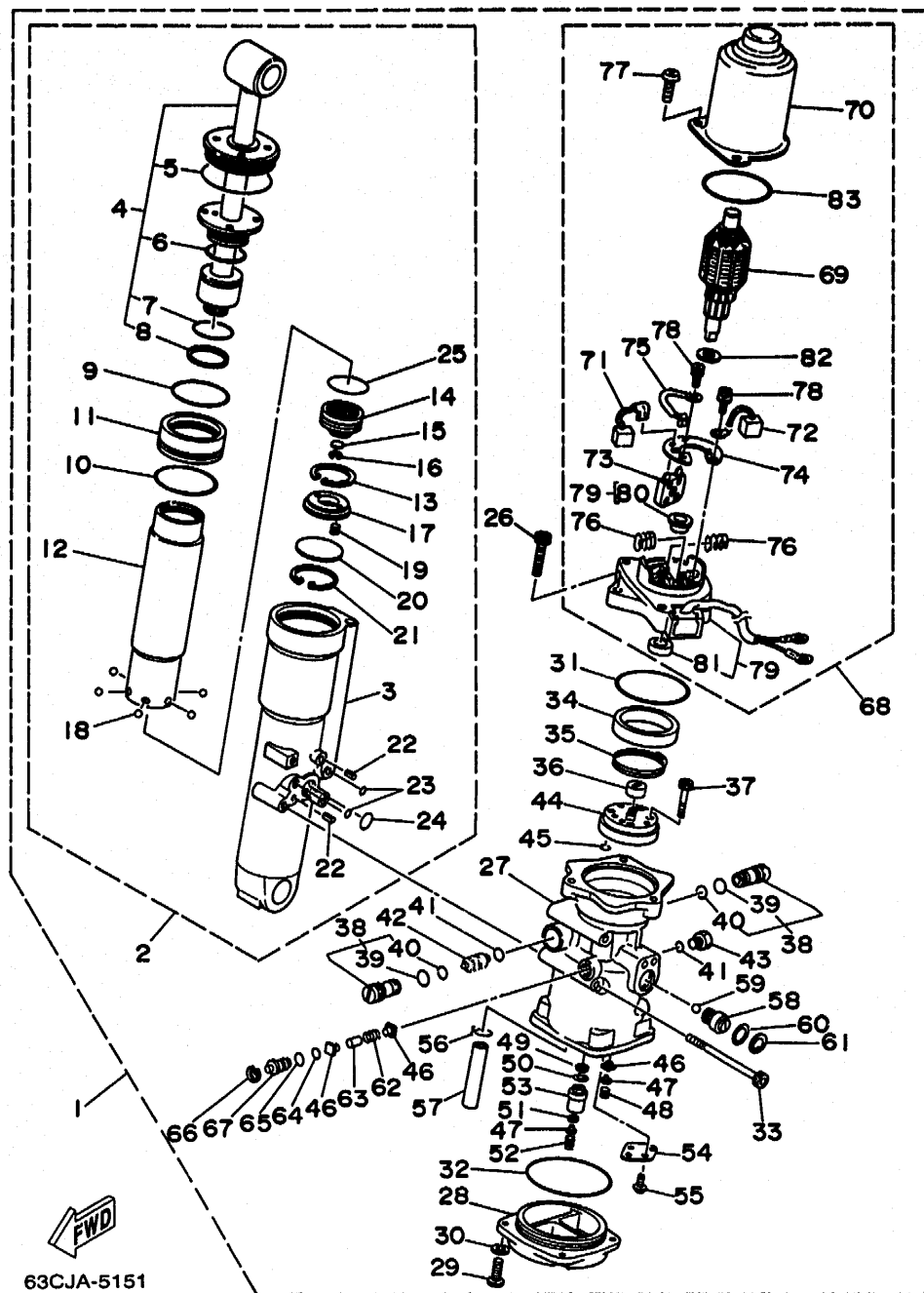
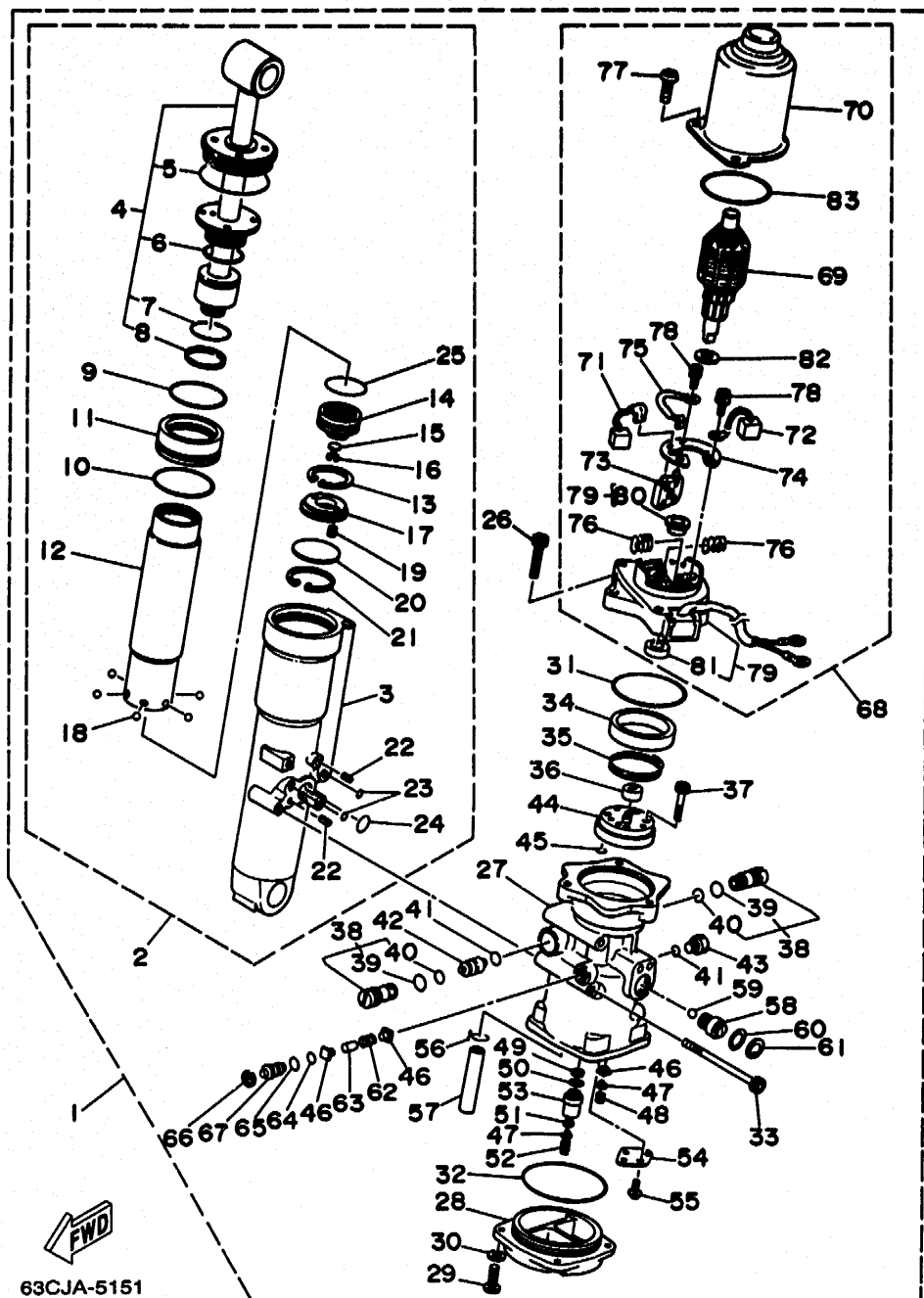


FIG. 15 POWER TRIM & TILT ASSY 1

PUISSANCE PARER ET INCLINER (ENS.) 1

REF. NO.	PART NO. NO. PIECES	DESCRIPTION DESCRIPTION	Q'TY QTE	REMARKS REMARQUES
29	97095-06016	.BOLT .BOULON	4	
30	92995-06100	.WASHER, SPRING .RONDELLE, GROWER	4	
31	62X-43865-00	.O-RING	1	
32	62X-43866-00	.JOINT TORIQUE	1	
33	62X-43878-00	.BOLT, SOCKET .BOULON	3	
34	6H1-43817-01	.FILTER 2 .FILTRE 2	1	
35	6H1-4385H-00	.SPRING, SEAL .RESSORT	1	
36	6H1-43831-10	.CONNECTOR, SHAFT .RACCORD	1	
37	91318-04025	.BOLT .BOULON	4	
38	6T4-43802-01	.VALVE SUB ASSY .CLAPET AUXILIAIRE (ENS.)	2	
39	6H1-43866-00	..O-RING	1	
40	6H1-43867-00	..JOINT TORIQUE	1	
41	93210-09350	..O-RING	2	
42	62X-43841-00	.PISTON, SHUTTLE .PISTON	1	
43	6H1-43829-00	.PLUG, RESERVOIR .BOUCHON	1	
44	62X-43830-00	.GEAR PUMP ASSY .POMPE A PIGNON (ENS.)	1	
45	93210-06519	.O-RING	2	
46	6H1-4384F-10	.JOINT TORIQUE .SEAL, MAIN VALVE	3	
47	6H1-43844-10	.JOINT .PIN, VALVE SUPPORT	2	
48	6H1-43856-10	.GOUPILLE .SPRING, DOWN RELIEF	1	
49	6H1-43816-00	.RESSORT .FILTER 1	1	
50	6H1-43896-00	.FILTRE 1 .O-RING	1	
51	6H1-4384G-11	.JOINT TORIQUE .SEAL, RELIEF VALVE	1	
52	6H1-43855-11	.JOINT .SPRING, UP RELIEF	1	
53	6H1-43895-11	.RESSORT .SEAT, RELIEF VALVE	1	
54	62X-4382L-00	.SIEGE .CAP, RELIEF VALVE	1	
55	97607-05210	.CAPUCHON .SCREW, PAN HEAD WITH WASHER	2	
56	90467-11044	.VIS HEXAGONAL .CLIP	1	
		.JONC		



63CJA-5151

FIG. 15 POWER TRIM & TILT ASSY 1

PUISSANCE PARER ET INCLINER (ENS.) 1

REF. NO.	PART NO. NO. PIECES	DESCRIPTION DESCRIPTION	Q'TY QTE	REMARKS REMARQUES
57	62X-4383A-00	.HOSE	1	
58	62X-43860-00	.DURITE	1	
59	93505-32038	.MANUAL VALVE SUB-ASSY	1	
60	93210-18397	.SOUPAPE, MANUEL (ENS.)	1	
61	6H1-43875-00	.BALL	1	
62	61A-4385H-00	.BILLE ROULEMENT	1	
63	93605-10108	.O-RING	1	
64	93210-06632	.JOINT TORIQUE	1	
65	93210-07540	.RING, SNAP	1	
66	6T4-43876-00	.RESSORT	1	
67	6T4-43849-00	.SPRING, SEAL	1	
68	62X-43880-00	.RESSORT	1	
69	62X-43805-00	.PIN, DOWEL	1	
70	62X-43804-00	.AXE	1	
71	62X-43891-00	.O-RING	1	
72	62X-43892-00	.JOINT TORIQUE	1	
73	62X-82181-00	.O-RING	1	
74	62X-4380F-00	.JOINT TORIQUE	1	
75	62X-43807-00	.RING, SNAP	1	
76	62X-4386K-00	.RESSORT	1	
77	97880-05020	.PIN, VALVE SUPPORT	1	
78	98517-04012	.GOUPILLE	1	
79	62X-43881-00	.MOTOR ASSY	1	
80	62X-4380H-00	.MOTEUR (ENS.)	1	
81	93102-08414	..ARMATURE ASSY	1	
82	90201-083J8	..INDUIT (ENS.)	1	
83	93210-52449	..STATOR ASSY	1	
		..STATOR (ENS.)	1	
		..BRUSH 1	1	
		..BALAI 1	1	
		..BRUSH 2	1	
		..BALAI 2	1	
		..CIRCUIT BREAKER COMP.	1	
		..RUPTEUR COMPLET	1	
		..PLATE, BRUSH HOLDER	1	
		..PLAQUE	1	
		..WIRE SUB ASSY	1	
		..AUXILIAIRE CABLE (ENS.)	1	
		..SPRING, BRUSH	2	
		..RESSORT, BALAI	2	
		..SCREW, PAN HEAD	3	
		..VIS, TETE TRONCONIQUE	3	
		..SCREW, PAN HEAD	2	
		..VIS, TETE TRONCONIQUE	2	
		..FRAME, END	1	
		..BATI	1	
		..METAL	1	
		..METAL	1	
		..OIL SEAL	1	
		..JOINT SPY	1	
		..WASHER, PLATE	1	
		..RONDELLE, PLATE	1	
		..O-RING	1	
		..JOINT TORIQUE	1	

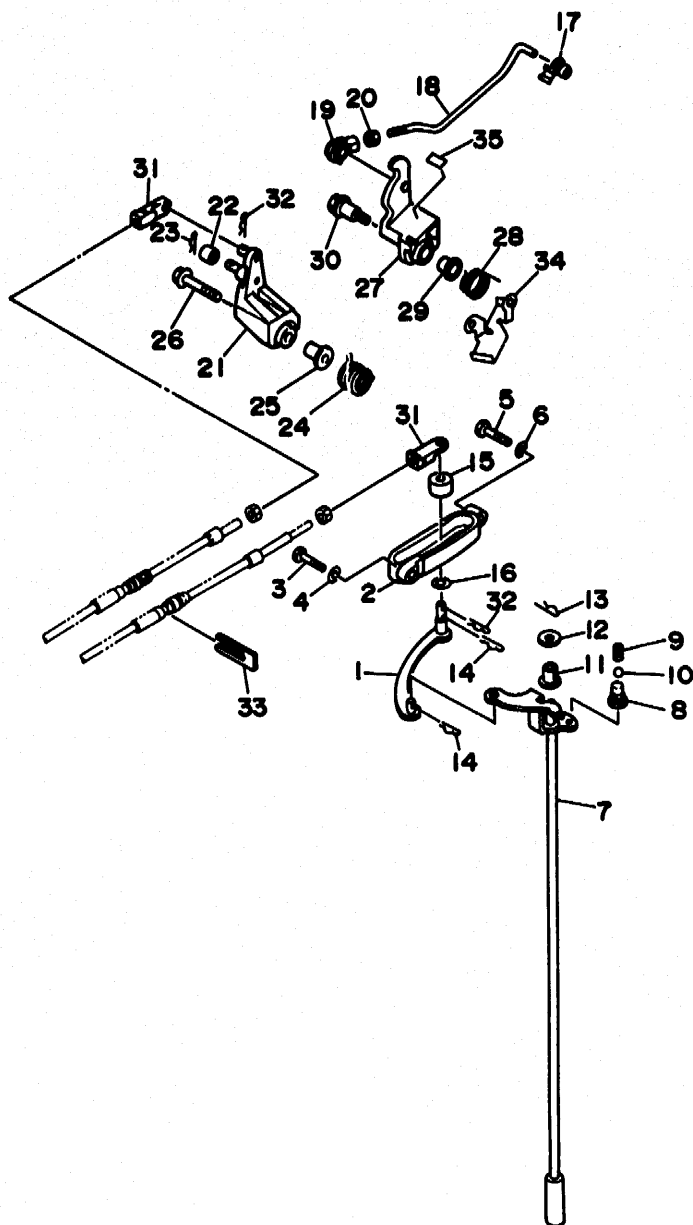


FIG. 16 CONTROL

COMMANDE

REF. NO.	PART NO. NO. PIECES	DESCRIPTION DESCRIPTION	Q'TY QTE	REMARKS REMARQUES
1	62Y-44121-00	LEVER, SHIFT ROD LEVIER, TIGE D'INVERSION	1	
2	62Y-44117-00-40	BRACKET SUPPORT	1	
3	97095-06020	BOLT BOULON	1	
4	92990-06600	WASHER, PLATE RONDELLE, PLATE	1	
5	97095-06025	BOLT BOULON	1	
6	92990-06600	WASHER, PLATE RONDELLE, PLATE	1	
7	62Y-44120-00	HANDLE GEAR SHIFT ASSY LEVIER D'EMBRAYAGE	1	
8	62Y-42715-00	BUSHING COUSSINET	1	
9	90501-12M00	SPRING, COMPRESSION RESSORT, COMPRESSION	1	
10	93505-16024	BALL BILLE ROULEMENT	1	
11	90386-07M58	BUSH DOUILLE	1	
12	92990-08200	WASHER, PLAIN RONDELLE, PLATE	1	
13	90468-07M06	CLIP JONC	1	
14	90468-18008	CLIP JONC	2	
15	688-44122-00	BUSHING, SHIFT ROD LEVER DOUILLE, LEVIER D'EMBRAYAGE	1	
16	90202-07M07	WASHER, PLATE RONDELLE, PLATE	1	
17	6F5-41237-00	JOINT, LINK RACCORD	1	
18	62Y-41241-00	ROD, LINK BIELLETTE	1	UR
	62Y-41241-10	ROD, LINK BIELLETTE	1	UR F45A
19	6H1-41237-00	JOINT, LINK RACCORD	1	UR
	6H4-41237-00	JOINT, LINK RACCORD	1	UR F45A
20	95380-05700	NUT ECROU	1	
21	62Y-42154-00	LEVER, THROTTLE CONTROL LEVIER DE COMMANDE D'AVANCE	1	
22	62Y-42171-00	BUSHING COUSSINET	1	
23	91490-16010	PIN, COTTER GOUPILLE	1	
24	62Y-44135-00	SPRING RESSORT	1	
25	90387-06M45	COLLAR COLLERETTE	1	
26	95895-06030	BOLT, FLANGE BOULON	1	



62YJA-5171

E3

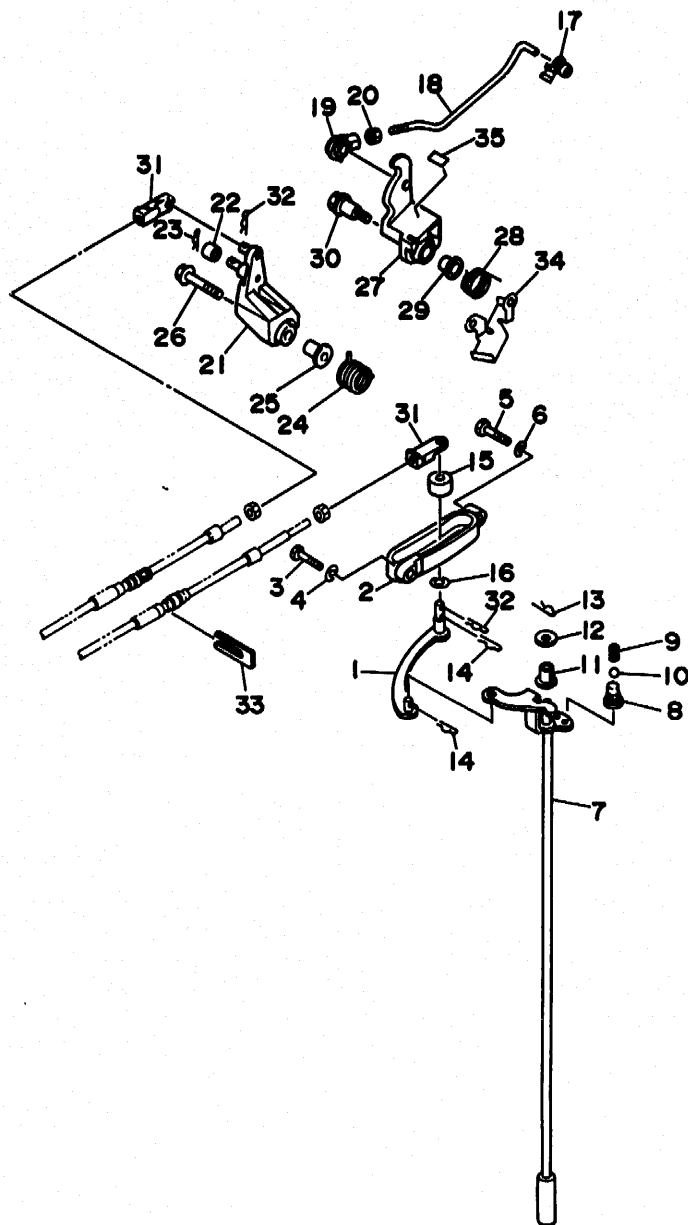


FIG. 16 CONTROL

COMMANDE

REF. NO.	PART NO. NO. PIECES	DESCRIPTION DESCRIPTION	Q'TY QTE	REMARKS REMARQUES
27	62Y-42335-00	LEVER, ACCEL. CONTROL	1	UR
	62Y-42335-10	LEVIER, ACCELERATION	1	UR F45A
28	62Y-44116-01	SPRING	1	
		RESSORT		
29	90386-10009	BUSH	1	
		DOUILLE		
30	90109-06M30	BOLT	1	
		BOULON		
31	6G8-26363-00	END, CABLE	2	
		EMBOUT DE CABLE		
32	90468-18008	CLIP	2	
		JONC		
33	6H3-48538-00	CLAMP, CABLE 1	1	
		COLLIER		
34	62Y-42159-00	STAY	1	
		SUPPORT		
35	6E5-42137-10	INDICATOR, THROTTLE	1	FOR JAPAN
		INDICATEUR, ACCELERATION		



62YJA-5171

E4



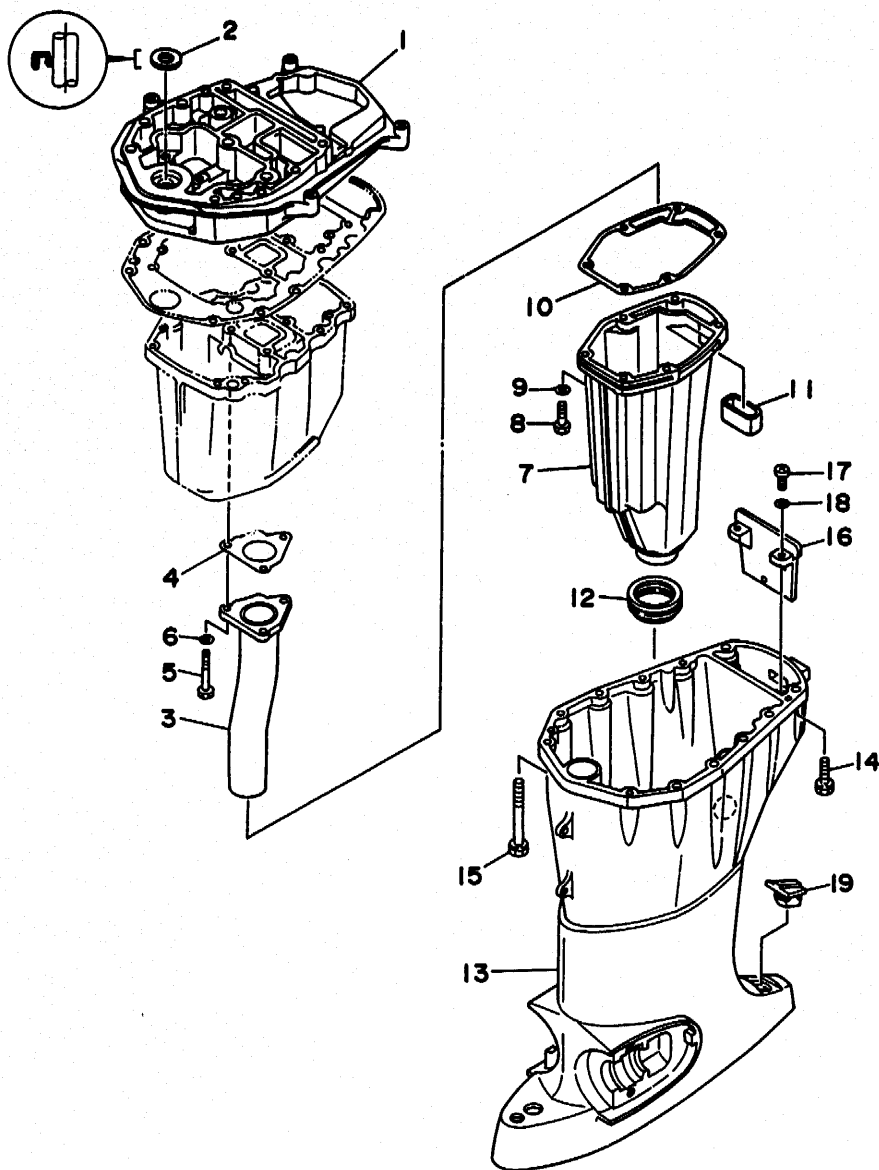


FIG. 17 UPPER CASING

FOURREAU

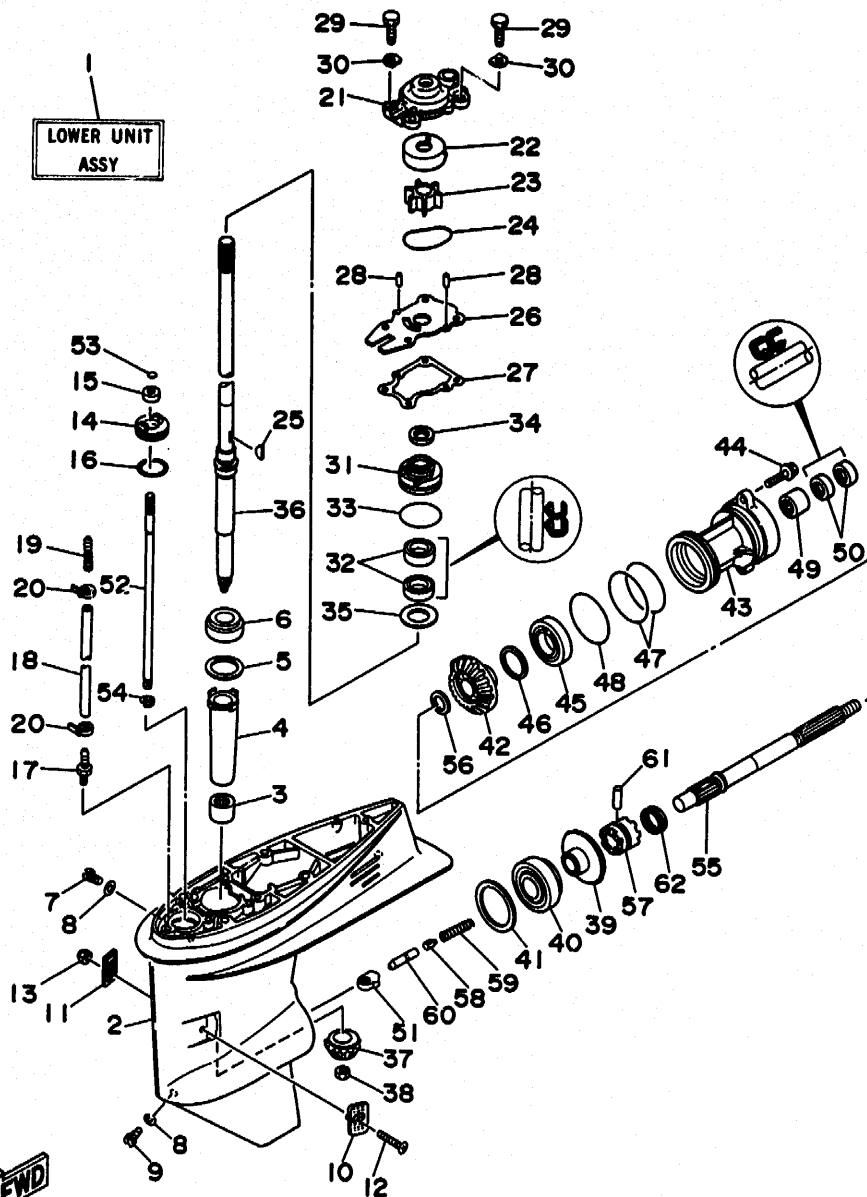
REF. NO.	PART NO. NO. PIECES	DESCRIPTION DESCRIPTION	Q'TY QTE	REMARKS REMARQUES
1	62Y-41137-00-94	GUIDE, EXHAUST COLLECTEUR D'ECHAPPEMENT	1	
2	93101-16M36	OIL SEAL JOINT SPY	1	
3	62Y-41131-00	MANIFOLD, EXT. 1 PIPE D'ECHAPPEMENT	1	
4	62Y-41133-00	GASKET, EXHAUST MANIFOLD 1 JOINT, PIPE D'ECHAPPEMENT	1	
5	97095-06045	BOLT BOULON	3	
6	92990-06600	WASHER, PLATE RONDELLE, PLATE	3	
7	62Y-14711-00-5B	MUFFLER 1 POT D'ECHAPPEMENT 1	1	
8	97095-06025	BOLT BOULON	6	
9	92990-06600	WASHER, PLATE RONDELLE, PLATE	6	
10	62Y-41134-00	GASKET, EXHAUST MANIFOLD JOINT, PIPE D'ECHAPPEMENT	1	
11	62Y-45127-00	SEAL JOINT	1	
12	663-45123-00	GASKET, MUFFLER JOINT, POT DE DETENTE	1	
13	62Y-45111-00-4D	CASING, UPPER FOURREAU	1	
14	90119-08M79	BOLT, WITH WASHER BOULON, AVEC RONDELLE	4	
15	90119-08M82	BOLT, WITH WASHER BOULON, AVEC RONDELLE	8	
16	62Y-45151-00	COVER, UPPER CASING CAPUCHON, FOURREAU	1	
17	98580-05016	SCREW, PAN HEAD VIS	2	
18	92990-05600	WASHER, PLATE RONDELLE, PLATE	2	
19	6H3-45155-00	CAP CAPUCHON	1	



62YJA-5180

FIG. 18 LOWER CASING, DRIVE 1 (F50A/F45A)  
FIG. 18 BOITIER D'HELICE, TRANSMISSION 1 (F50A/F45A)

REF. NO.	PART NO. NO. PIECES	DESCRIPTION DESCRIPTION	Q'TY QTE	REMARKS REMARQUES
1	62Y-45300-10-4D	LOWER UNIT ASSY UNITE INFERIEURE (ENS.)	1	(REF.NO. 2 ~ 62)
2	63D-45301-01-4D	CASING, LOWER BEQUILLE	1	
3	93315-32224	BEARING, CYLINDRICAL ROULEMENT	1	
4	6H4-45536-00	SLEEVE, DRIVE SHAFT MANCHON, ARBRE MOTEUR	1	
5	663-45587-01-10	SHIM (T:0.10MM) CALE (T:0.10MM)	1	UR
	663-45587-01-12	SHIM (T:0.12MM) CALE (T:0.12MM)	1	UR
	663-45587-01-15	SHIM (T:0.15MM) CALE (T:0.15MM)	1	UR
	663-45587-01-18	SHIM (T:0.18MM) CALE (T:0.18MM)	1	UR
	663-45587-01-30	SHIM (T:0.30MM) CALE (T:0.30MM)	1	UR
	663-45587-01-40	SHIM (T:0.40MM) CALE (T:0.40MM)	1	UR
	663-45587-01-50	SHIM (T:0.50MM) CALE (T:0.50MM)	1	UR
6	93332-00079	BEARING ROULEMENT	1	
7	90340-08M04	PLUG, STRAIGHT SCREW PLOT, FILETE DROIT	1	
8	90430-08020	GASKET JOINT	2	
9	688-45341-00	PLUG, DRAIN BOUCHON DE VIDANGE	1	
10	63D-45214-00	COVER, WATER INLET GRILLE, ENTREE D'EAU	1	
11	63D-45215-00	COVER, WATER INLET GRILLE, ENTREE D'EAU	1	
12	90142-05M06	SCREW, COUNTERSUNK VIS, TETE NOYEE	1	
13	95380-05600	NUT ECROU	1	
14	63D-45321-00	PLATE PLAQUETTE	1	
15	93106-09014	OIL SEAL JOINT SPY	1	
16	93210-33MG4	O-RING JOINT TORIQUE	1	
17	6E5-45378-00	NIPPLE, HOSE RACCORD, TUYAU	1	
18	90445-07M31	HOSE DURITE	1	
19	6E5-83558-10	END, NIPPLE RACCORD DE NIPPLE	1	
20	90465-11M10	CLAMP BRIDE	2	
21	63D-44311-00	HOUSING, WATER PUMP CORPS, POMPE A EAU	1	
22	63D-44322-00	INSERT, CARTRIDGE CUVETTE	1	

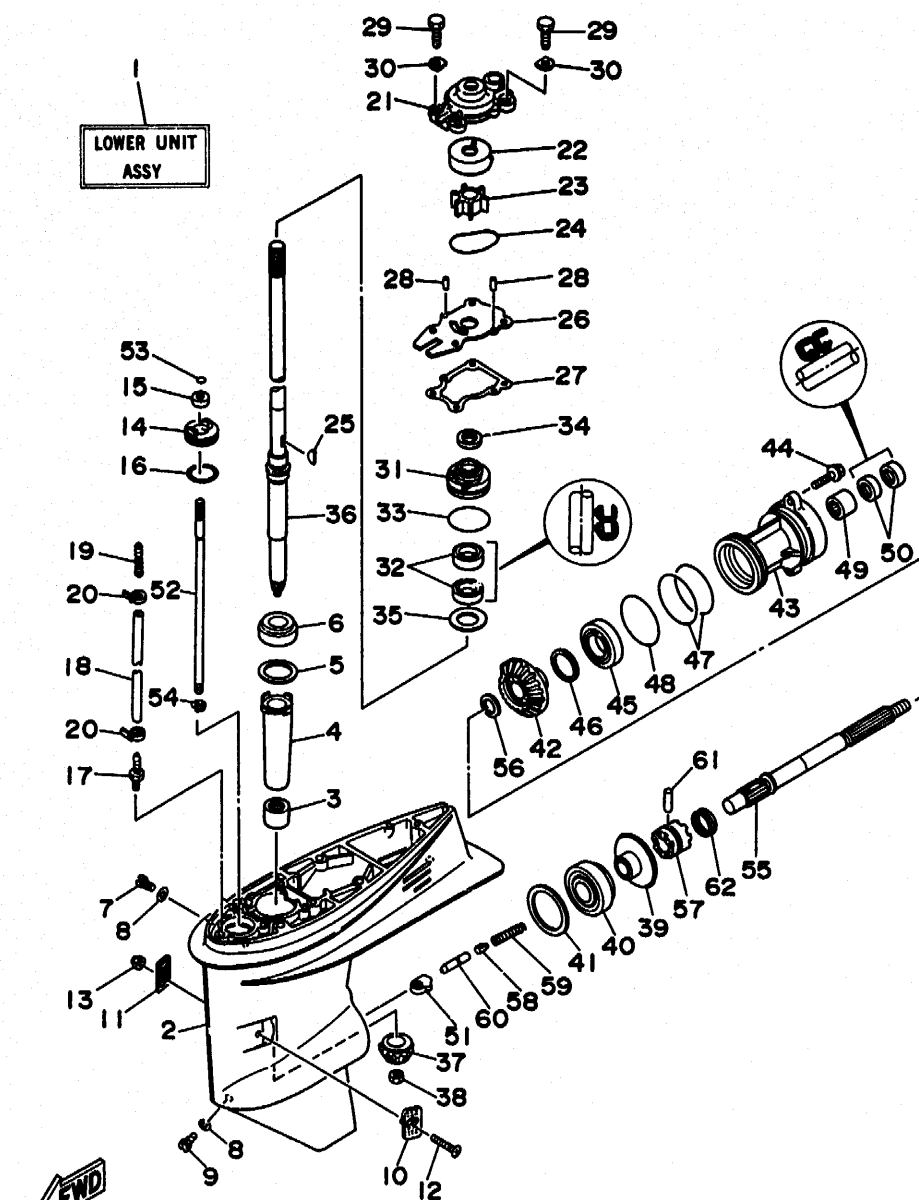


63CJA-5191

E6

FIG. 18 LOWER CASING. DRIVE 1 (F50A/F45A)  
FIG. 18 BOITIER D'HELICE, TRANSMISSION 1 (F50A/F45A)

REF. NO.	PART NO. NO. PIECES	DESCRIPTION DESCRIPTION	Q'TY QTE	REMARKS REMARQUES
23	6H3-44352-00	IMPELLER	1	
24	93210-59MG7	TURBINE	1	
25	90280-03024	O-RING	1	
26	63D-44323-00	JOINT TORIQUE	1	
27	63D-44316-00	KEY, WOODRUFF	1	
28	63D-44323-00	CLAVETTE, DEMI-LUNE	1	
29	93604-08062	OUTER PLATE, CARTRIDGE	1	
30	97095-08030	PLAQUE EXTERIEURE	1	
31	90209-08M02	GASKET, WATER PUMP	1	
32	63D-44341-00	JOINT, POMPE A EAU	1	
33	93101-25M57	PIN, DOWEL	2	
34	93210-48MG8	CLAVETTE	4	
35	62Y-45501-10	BOLT	4	
36	62Y-45501-10	BOULON	4	
37	6H4-45551-01	WASHER	4	
38	90170-12138	RONDELLE	1	
39	6H4-45560-01	HOUSING, WATER PUMP	1	
40	93332-00003	CORPS, POMPE A EAU	1	
41	663-45567-01-10	OIL SEAL	2	
42	6H4-45571-01	JOINT SPY	1	
43	63D-45344-00	O-RING	1	
44	63D-45344-00	JOINT TORIQUE	1	
45	63D-45344-00	COVER, OIL SEAL	1	
46	63D-45344-00	FLASQE, JOINT D'HUILE	1	
47	63D-45344-00	WASHER, PLATE	1	
48	63D-45344-00	RONDELLE, PLATE	1	
49	63D-45344-00	DRIVE SHAFT COMP.	1	
50	63D-45344-00	ARBRE MOTEUR COMP.	1	
51	63D-45344-00	PINION	1	
52	63D-45344-00	PIGNON D'ATTAQUE	1	
53	63D-45344-00	NUT	1	
54	63D-45344-00	ECROU	1	
55	63D-45344-00	GEAR	1	
56	63D-45344-00	PIGNON	1	
57	63D-45344-00	BEARING	1	
58	63D-45344-00	ROULEMENT	1	
59	63D-45344-00	SHIM (T:0.10MM)	1	UR
60	63D-45344-00	CALE (T:0.10MM)	1	UR
61	63D-45344-00	SHIM (T:0.12MM)	1	UR
62	63D-45344-00	CALE (T:0.12MM)	1	UR
63	63D-45344-00	SHIM (T:0.15MM)	1	UR
64	63D-45344-00	CALE (T:0.15MM)	1	UR
65	63D-45344-00	SHIM (T:0.18MM)	1	UR
66	63D-45344-00	CALE (T:0.18MM)	1	UR
67	63D-45344-00	SHIM (T:0.30MM)	1	UR
68	63D-45344-00	CALE (T:0.30MM)	1	UR
69	63D-45344-00	SHIM (T:0.40MM)	1	UR
70	63D-45344-00	CALE (T:0.40MM)	1	UR
71	63D-45344-00	SHIM (T:0.50MM)	1	UR
72	63D-45344-00	CALE (T:0.50MM)	1	UR
73	63D-45344-00	GEAR	1	
74	63D-45344-00	PIGNON	1	
75	63D-45344-00	CAP, LOWER CASING	1	
76	63D-45344-00	COUVERCLE, BOITIER D'HELICE	1	
77	63D-45344-00	BOLT, WASHER BASED	2	
78	63D-45344-00	BOULON, AVEC RONDELLE	2	

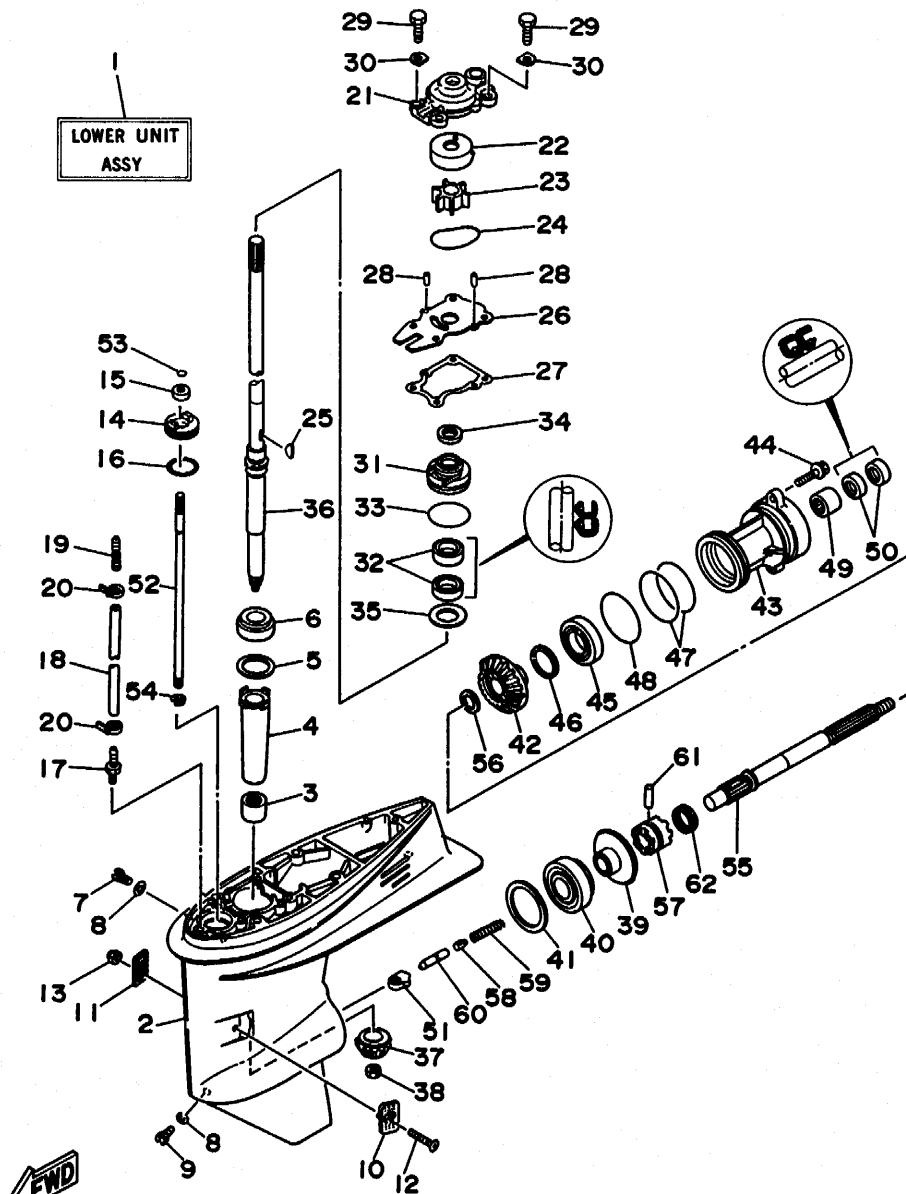


63CJA-5191

E7

FIG. 18 LOWER CASING. DRIVE 1 (F50A/F45A)  
FIG. 18 BOITIER D'HELICE, TRANSMISSION 1 (F50A/F45A)

REF. NO.	PART NO. NO. PIECES	DESCRIPTION DESCRIPTION	Q'TY QTE	REMARKS REMARQUES
45	93306-001U1	BEARING ROULEMENT	1	
46	63D-45577-00-10	SHIM (T:0.10MM) CALE (T:0.10MM)	1 UR	
	63D-45577-00-12	SHIM (T:0.12MM) CALE (T:0.12MM)	1 UR	
	63D-45577-00-15	SHIM (T:0.15MM) CALE (T:0.15MM)	1 UR	
	63D-45577-00-18	SHIM (T:0.18MM) CALE (T:0.18MM)	1 UR	
	63D-45577-00-30	SHIM (T:0.30MM) CALE (T:0.30MM)	1 UR	
	63D-45577-00-40	SHIM (T:0.40MM) CALE (T:0.40MM)	1 UR	
	63D-45577-00-50	SHIM (T:0.50MM) CALE (T:0.50MM)	1 UR	
47	93210-74MG5	O-RING JOINT TORIQUE	2	
48	93210-69MG6	O-RING JOINT TORIQUE	1	
49	93317-22204	BEARING, CYLINDRICAL PIECE	1	
50	93101-22067	OIL SEAL JOINT SPY	2	
51	663-44151-00	CAM, SHIFT CAME, INVERSION	1	
52	63D-44144-00	ROD, SHIFT TIGE D'EMBRAYAGE	1	
53	93210-07540	O-RING JOINT TORIQUE	1	
54	99001-08600	CIRCLIP CIRCLIP	1	
55	63D-45611-00	SHAFT, PROPELLER ARBRE, HELICE	1	
56	90201-22429	WASHER, PLATE RONDELLE, PLATE	1	
57	63D-45631-00	CLUTCH, DOG CRABOT	1	
58	663-45634-00	SLIDE, SHIFT CONTRE-POUSOIR	1	
59	90501-16M01	SPRING, COMPRESSION RESSORT, COMPRESSION	1	
60	63D-45635-00	PLUNGER, SHIFT POUSSOIR D'EMBRAYAGE	1	
61	90250-06023	PIN, STRAIGHT GOUPILLE, DROITE	1	
62	663-45633-00	RING, CROSS PIN JONC, GOUPILLE CRABOT	1	



63CJA-5191

F1



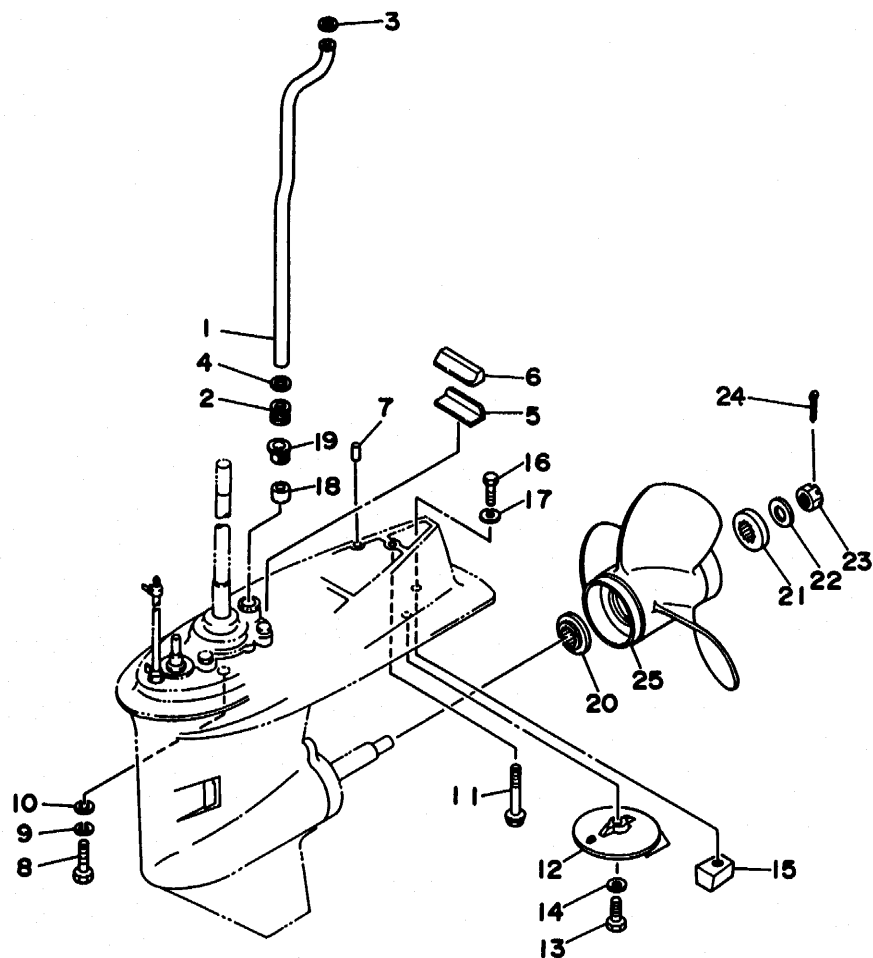
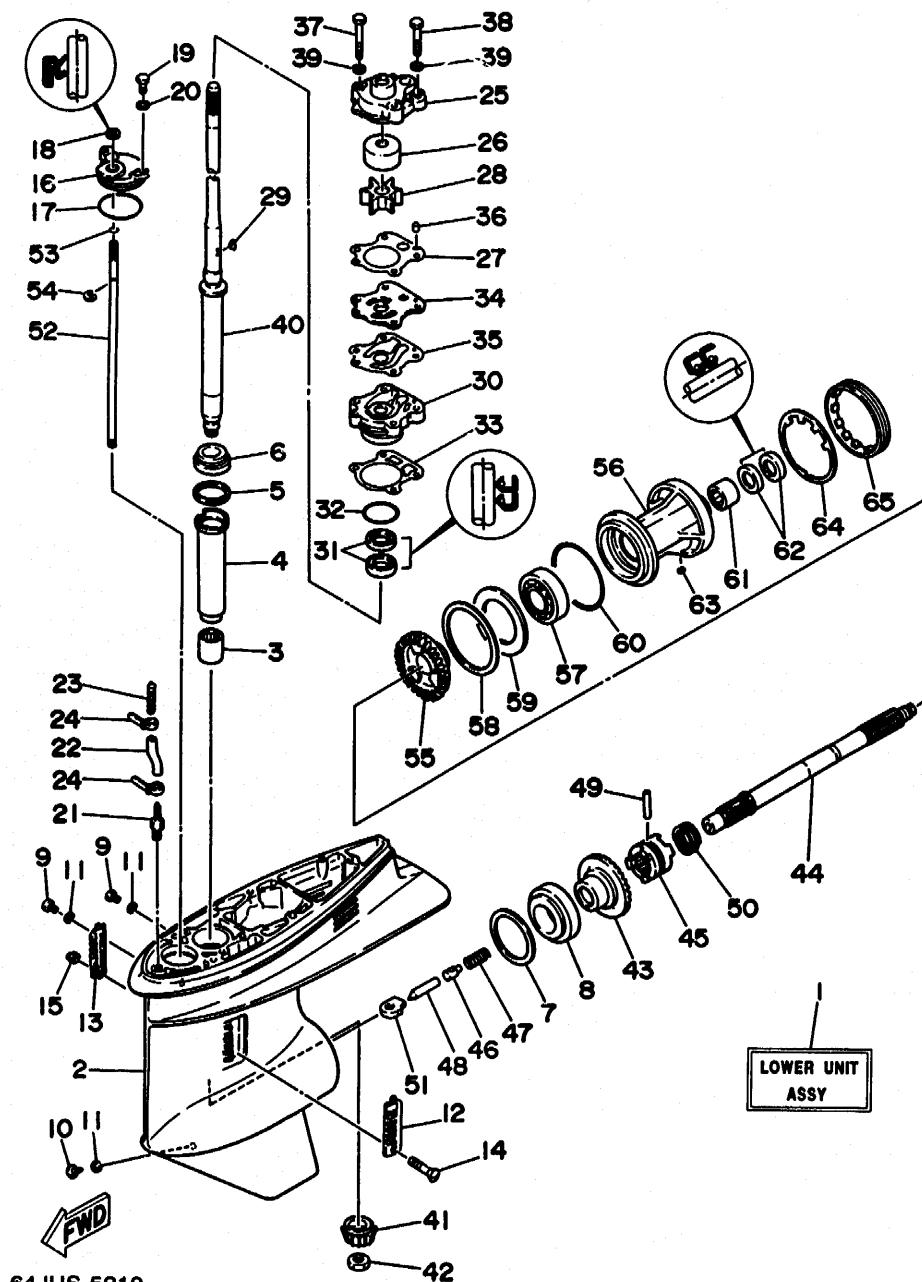


FIG. 19 LOWER CASING. DRIVE 2 (F50A/F45A)  
FIG. 19 BOITIER D'HELICE, TRANSMISSION 2 (F50A/F45A)

REF. NO.	PART NO. NO. PIECES	DESCRIPTION DESCRIPTION	Q'TY QTE	REMARKS REMARQUES
25	663-45952-02-EL	PROPELLER (3X11-3/8"X12"-G) HELICE (3X11-3/8"X12"-G)	1 UR	
	663-45956-01-EL	PROPELLER (3X12-1/4"X9"-G) HELICE (3X12-1/4"X9"-G)	1 UR	
	663-45958-01-EL	PROPELLER (3X11-1/4"X14"-G) HELICE (3X11-1/4"X14"-G)	1 UR	
	6H5-45952-00-EL	PROPELLER (3X10-5/8"X12"-G) HELICE (3X10-5/8"X12"-G)	1 UR	
	6H5-45945-00-EL	PROPELLER (3X10-3/8"X13"-G) HELICE (3X10-3/8"X13"-G)	1 UR	
	6H5-45958-00-EL	PROPELLER (3X10-1/4"X14"-G) HELICE (3X10-1/4"X14"-G)	1 UR	
	6H5-45943-00-EL	PROPELLER (3X10"X15"-G) HELICE (3X10"X15"-G)	1 UR	
	<b>STAINLESS STEEL PROPELLER ACIER INOXYDABLE HELICE</b>			
	663-45970-60-98	PROPELLER (3X11-3/4"X12"-G) HELICE (3X11-3/4"X12"-G)	1 UR	
	663-45972-60-98	PROPELLER (3X12"X11"-G) HELICE (3X12"X11"-G)	1 UR	
	663-45974-60-98	PROPELLER (3X11-1/2"X13"-G) HELICE (3X11-1/2"X13"-G)	1 UR	
	697-45970-00-98	PROPELLER (3X11-1/4"X14"-G) HELICE (3X11-1/4"X14"-G)	1 UR	
	663-45976-00-98	PROPELLER (3X10-1/4"X15"-G) HELICE (3X10-1/4"X15"-G)	1 UR	
	663-45978-00-98	PROPELLER (3X10-1/4"X16"-G) HELICE (3X10-1/4"X16"-G)	1 UR	
	663-45930-00-98	PROPELLER (3X10-1/4"X14"-G) HELICE (3X10-1/4"X14"-G)	1 UR	
	663-45974-02-98	PROPELLER (3X10-5/8"X13"-G) HELICE (3X10-5/8"X13"-G)	1 UR	



62YUS-5200



64JUS-5210

FIG. 20 LOWER CASING. DRIVE 3 (F50B)  
FIG. 20 BOITIER D'HELICE, TRANSMISSION 3 (F50B)

REF. NO.	PART NO. NO. PIECES	DESCRIPTION DESCRIPTION	Q'TY QTE	REMARKS REMARQUES
1	64J-45300-10-4D	LOWER UNIT ASSY UNITE INFERIEURE (ENS.) (REF.NO. 2 ~ 65)	1	
2	6H1-45301-12-4D	CASING, LOWER BEQUILLE	1	
3	93315-325V1	BEARING, CYLINDRICAL ROULEMENT	1	
4	688-45536-01	SLEEVE, DRIVE SHAFT MANCHON, ARBRE MOTEUR	1	
5	688-45587-01-10	SHIM (T:0.10MM) CALE (T:0.10MM)	1	UR
	688-45587-01-12	SHIM (T:0.12MM) CALE (T:0.12MM)	1	UR
	688-45587-01-15	SHIM (T:0.15MM) CALE (T:0.15MM)	1	UR
	688-45587-01-18	SHIM (T:0.18MM) CALE (T:0.18MM)	1	UR
	688-45587-01-30	SHIM (T:0.30MM) CALE (T:0.30MM)	1	UR
	688-45587-01-40	SHIM (T:0.40MM) CALE (T:0.40MM)	1	UR
	688-45587-01-50	SHIM (T:0.50MM) CALE (T:0.50MM)	1	UR
6	93332-000U3	BEARING ROULEMENT	1	
7	688-45567-01-10	SHIM (T:0.10MM) CALE (T:0.10MM)	1	UR
	688-45567-01-12	SHIM (T:0.12MM) CALE (T:0.12MM)	1	UR
	688-45567-01-15	SHIM (T:0.15MM) CALE (T:0.15MM)	1	UR
	688-45567-01-18	SHIM (T:0.18MM) CALE (T:0.18MM)	1	UR
	688-45567-01-30	SHIM (T:0.30MM) CALE (T:0.30MM)	1	UR
	688-45567-01-40	SHIM (T:0.40MM) CALE (T:0.40MM)	1	UR
	688-45567-01-50	SHIM (T:0.50MM) CALE (T:0.50MM)	1	UR
8	93332-000W7	BEARING ROULEMENT	1	
9	90340-08M04	PLUG, STRAIGHT SCREW PLOT, FILETE DROIT	2	
10	688-45341-00	PLUG, DRAIN BOUCHON DE VIDANGE	1	
11	90430-08020	GASKET JOINT	3	
12	688-45214-02	COVER, WATER INLET GRILLE, ENTREE D'EAU	1	
13	688-45215-02	COVER, WATER INLET GRILLE, ENTREE D'EAU	1	
14	98780-05545	SCREW, FLAT HEAD VIS A TETE FRAISEE	1	
15	90185-05904	NUT, SELF-LOCKING ECROU, AUTO-BLOCANT	1	

F4

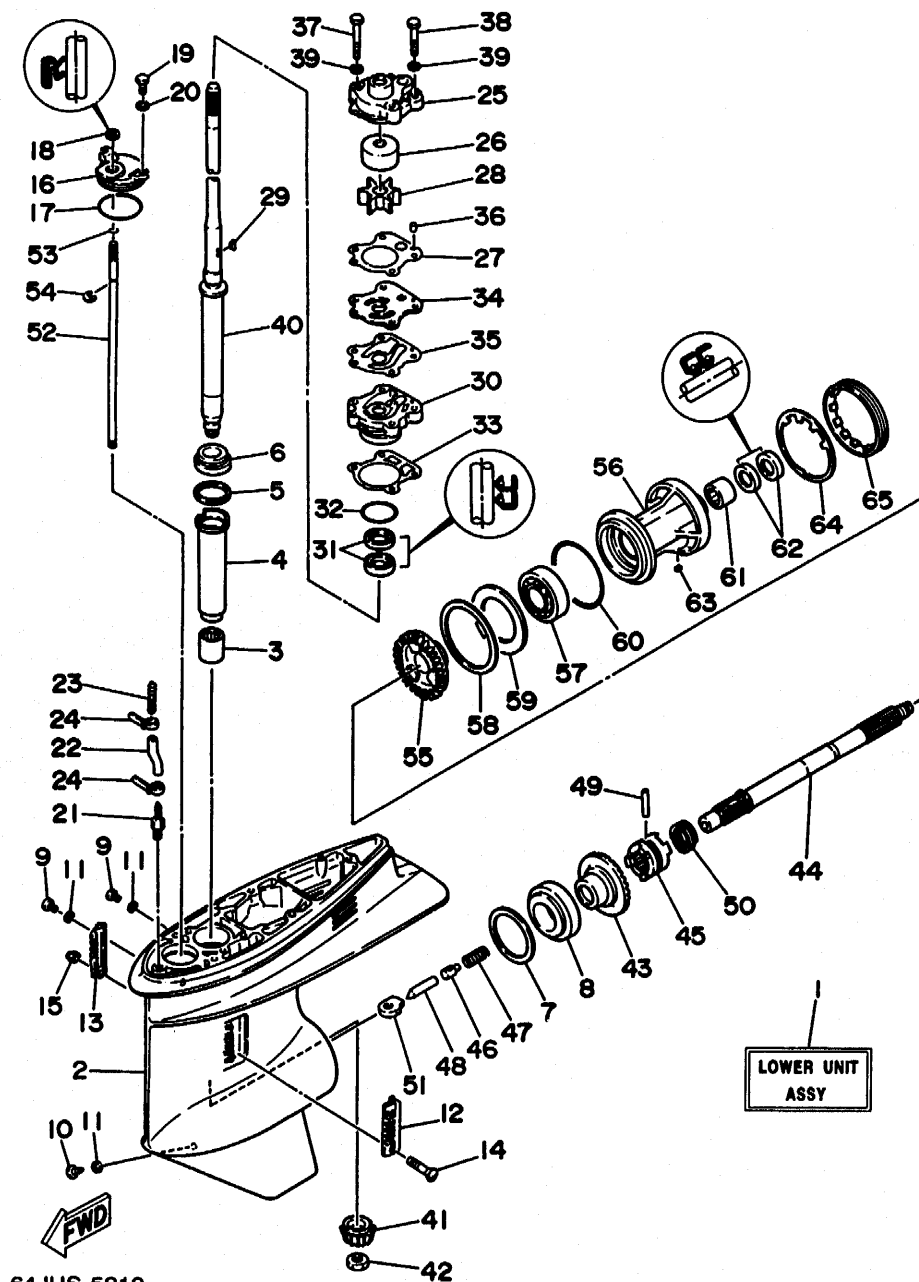


FIG. 20 LOWER CASING. DRIVE 3 (F50B)  
FIG. 20 BOITIER D'HELICE, TRANSMISSION 3 (F50B)

REF. NO.	PART NO. NO. PIECES	DESCRIPTION DESCRIPTION	Q'TY QTE	REMARKS REMARQUES
16	688-45321-00	PLATE PLAQUETTE	1	
17	93210-49046	O-RING JOINT TORIQUE	1	
18	93106-09014	OIL SEAL JOINT SPY	1	
19	97095-06016	BOLT BOULON	2	
20	92990-06600	WASHER, PLATE RONDELLE, PLATE	2	
21	6E5-45378-00	NIPPLE, HOSE RACCORD, TUYAU	1	
22	90445-07M31	HOSE DURITE	1	
23	6E5-83558-10	END, NIPPLE RACCORD DE NIPPLE	1	
24	90465-11M10	CLAMP BRIDE	2	
25	6H3-44311-00	HOUSING, WATER PUMP CORPS, POMPE A EAU	1	
26	663-44322-00	INSERT, CARTRIDGE CUVETTE	1	
27	6H3-44315-A0	GASKET, WATER PUMP JOINT, POMPE A EAU	1	
28	6H3-44352-00	IMPELLER TURBINE	1	
29	90230-03M03	KEY, WOODRUFF CLAVETTE, DEMI-LUNE	1	
30	6H3-44341-00-94	HOUSING, WATER PUMP CORPS, POMPE A EAU	1	
31	93101-23070	OIL SEAL JOINT SPY	2	
32	93210-46044	O-RING JOINT TORIQUE	1	
33	688-44316-A0	GASKET, WATER PUMP JOINT, POMPE A EAU	1	
34	6H3-44323-00	OUTER PLATE, CARTRIDGE PLAQUE EXTERIEURE	1	
35	6H3-44324-A0	GASKET, CARTRIDGE JOINT	1	
36	93604-10M03	PIN, DOWEL CLAVETTE	2	
37	97095-08055	BOLT BOULON	2	
38	97095-08045	BOLT BOULON	2	
39	90209-08M02	WASHER RONDELLE	4	
40	64J-45501-10	DRIVE SHAFT COMP. ARBRE MOTEUR COMP.	1	
41	6K5-45551-00	PINION (12T) PIGNON D'ATTAQUE (12D)	1	
42	90170-16M01	NUT ECROU	1	
43	6K5-45560-00	GEAR (28T) PIGNON (28D)	1	

F5



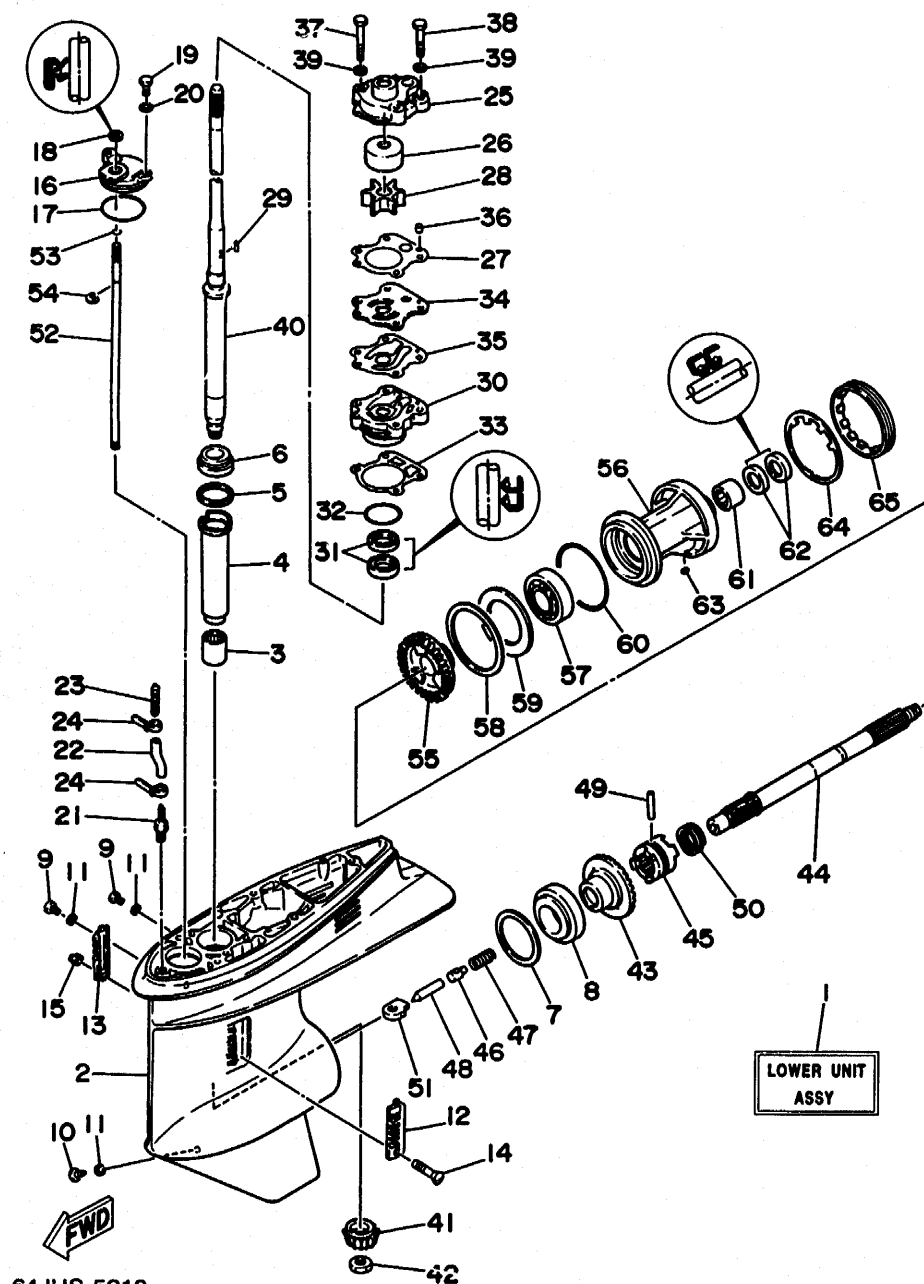
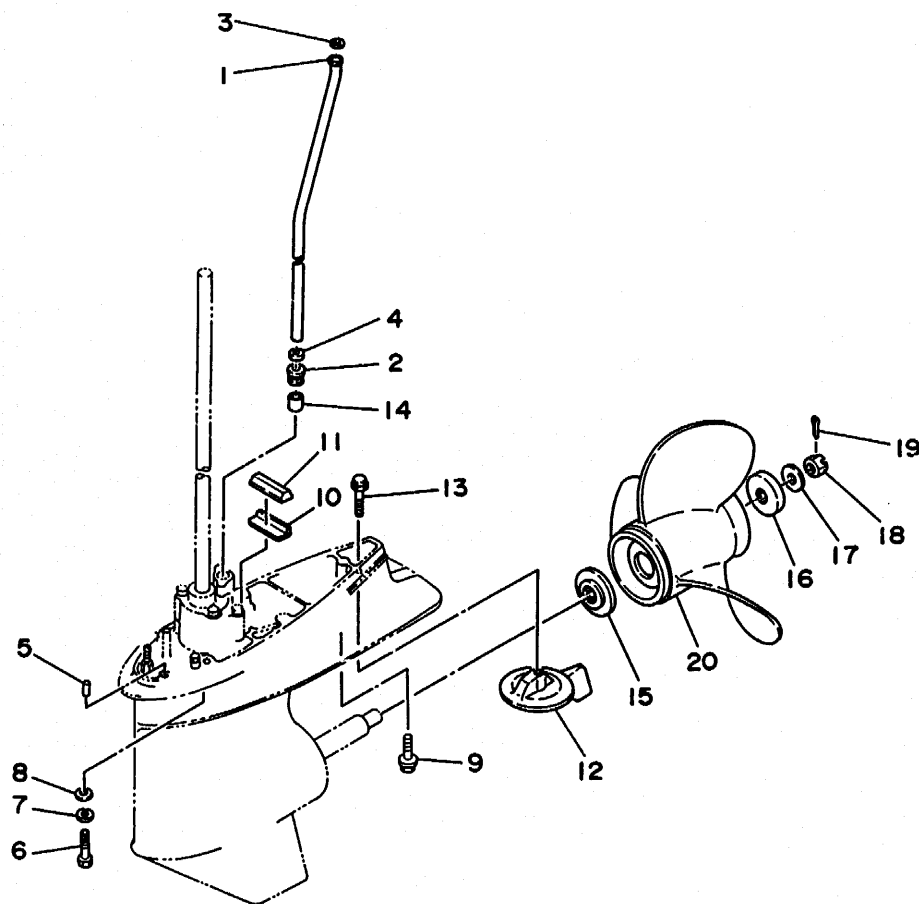


FIG. 20 LOWER CASING, DRIVE 3 (F50B)  
FIG. 20 BOITIER D'HELICE, TRANSMISSION 3 (F50B)

REF. NO.	PART NO. NO. PIECES	DESCRIPTION DESCRIPTION	Q'TY QTE	REMARKS REMARQUES
44	688-45611-01	SHAFT, PROPELLER ARBRE, HELICE	1	
45	688-45631-01	CLUTCH, DOG CRABOT	1	
46	688-45634-00	SLIDE, SHIFT CONTRE-POUSOIR	1	
47	90501-16233	SPRING, COMPRESSION RESSORT, COMPRESSION	1	
48	688-45635-00	PLUNGER, SHIFT POUSOIR D'EMBRAYAGE	1	
49	90250-07M02	PIN, STRAIGHT GOUPILLE, DROITE	1	
50	688-45633-00	RING, CROSS PIN JONC, GOUPILLE CRABOT	1	
51	663-44151-00	CAM, SHIFT CAME, INVERSION	1	
52	6K5-44144-00	ROD, SHIFT TIGE D'EMBRAYAGE	1	
53	93210-07540	O-RING JOINT TORIQUE	1	
54	99001-08600	CIRCLIP CIRCLIP	1	
55	6K5-45571-00	GEAR (28T) PIGNON (28D)	1	
56	688-45331-00-94	HOUSING, BEARING FLASQUE, ROULEMENT	1	
57	93306-207U0	BEARING ROULEMENT	1	
58	688-45577-01-10	SHIM (T:0.10MM) CALE (T:0.10MM)	1	UR
	688-45577-01-12	SHIM (T:0.12MM) CALE (T:0.12MM)	1	UR
	688-45577-01-15	SHIM (T:0.15MM) CALE (T:0.15MM)	1	UR
	688-45577-01-18	SHIM (T:0.18MM) CALE (T:0.18MM)	1	UR
	688-45577-01-30	SHIM (T:0.30MM) CALE (T:0.30MM)	1	UR
	688-45577-01-40	SHIM (T:0.40MM) CALE (T:0.40MM)	1	UR
	688-45577-01-50	SHIM (T:0.50MM) CALE (T:0.50MM)	1	UR
59	688-45576-00	WASHER, THRUST RONDELLE DE CALAGE	1	
60	93210-85M97	O-RING JOINT TORIQUE	1	
61	93317-325U0	BEARING, CYLINDRICAL PIECE	1	
62	93101-25M03	OIL SEAL JOINT SPY	2	
63	90282-04010	KEY, STRAIGHT CLAVETTE, DROITE	1	
64	688-45383-02	WASHER, CLAW FREIN D'ECROU	1	
65	688-45384-00	NUT ECROU	1	

F6



FWD  
64JUS-5220

FIG. 21 LOWER CASING, DRIVE 4 (F50B)  
FIG. 21 BOITIER D'HELICE, TRANSMISSION 4 (F50B)

REF. NO.	PART NO. NO. PIECES	DESCRIPTION DESCRIPTION	Q'TY QTE	REMARKS REMARQUES
1	62Y-44361-00	TUBE, WATER TUBE D'EAU	1	
2	663-44367-00	DAMPER, WATER SEAL JOINT TUBE D'EAU	1	
3	90202-12060	WASHER, PLATE RONDELLE, PLATE	1	
4	90430-12072	GASKET JOINT	1	
5	93606-12019	PIN, DOWEL GOUPILLE	2	
6	97075-10040	BOLT BOULON	4	
7	92990-10100	WASHER, SPRING RONDELLE, GROWER	4	
8	92990-10600	WASHER, PLATE RONDELLE, PLATE	4	
9	90119-08M84	BOLT, WITH WASHER BOULON, AVEC RONDELLE	1	
10	663-45376-00-94	GUIDE, SEAL DAMPER BUTEE, JOINT CAOUTCHOUC	1	
11	688-45375-00	DAMPER, SEAL BOURRELET, CAOUTCHOUC	1	
12	688-45371-02	TAB-TRIM ANODE DERIVE	1	
13	90105-10M67	BOLT, WASHER BASED BOULON, AVEC RONDELLE	1	
14	663-44366-00	DAMPER, WATER SEAL JOINT, TUBE D'EAU	1	
15	688-45987-02	SPACER ENTRETOISE	1	
16	688-45997-01	SPACER ENTRETOISE	1	
17	90201-17M00	WASHER, PLATE RONDELLE, PLATE	1	
18	90171-16011	NUT, CASTLE ECROU, CRENELE	1	
19	91490-40030	PIN, COTTER GOUPILLE	1	
20	6E5-45941-00-EL	PROPELLER (3X13"X19"-K) HELICE (3X13"X19"-K)	1 UR	
	6E5-45943-00-EL	PROPELLER (3X12-5/8"X21"-K) HELICE (3X12-5/8"X21"-K)	1 UR	
	6E5-45945-01-EL	PROPELLER (3X13-1/4"X17"-K) HELICE (3X13-1/4"X17"-K)	1 UR	
	6E5-45947-00-EL	PROPELLER (3X13-1/2"X15"-K) HELICE (3X13-1/2"X15"-K)	1 UR	
	6E5-45949-00-EL	PROPELLER (3X13-5/8"X13"-K) HELICE (3X13-5/8"X13"-K)	1 UR	
	6E5-45952-00-EL	PROPELLER (3X13"X23"-K) HELICE (3X13"X23"-K)	1 UR	
	6E5-45954-00-EL	PROPELLER (3X14"X11"-K) HELICE (3X14"X11"-K)	1 UR	
	6E5-45956-00-EL	PROPELLER (3X13"X25"-K) HELICE (3X13"X25"-K)	1 UR	

**NUMERICAL INDEX  
INDEX NUMERIQUE**

PART NO. NO. PIECES	REF. NO.	PART NO. NO. PIECES	REF. NO.	PART NO. NO. PIECES	REF. NO.	PART NO. NO. PIECES	REF. NO.	PART NO. NO. PIECES	REF. NO.	PART NO. NO. PIECES	REF. NO.
62Y-W0001-00	27- 1	62Y-12111-00	4- 1	62Y-14321-00	7-40	62Y-14429-10	6-25	62Y-24413-00	10-18	62Y-42652-00	11- 4
62Y-W0001-20	29- 1	51Y-12114-00	4- 4	664-14321-01	7-45	62Y-14440-00	5- 5	6A0-24421-01	10-19	62Y-42677-00	11-10
64J-W0001-20	30- 1	62Y-12116-00	4- 3	62Y-14323-10	7-17	62Y-14475-00	7-22	62Y-24423-00	10-21	62Y-42677-10	11-10
62Y-W0070-00	11-12	30X-12117-00	4- 5	6A0-14325-00	10-26	62Y-14475-10	6-30	62Y-24444-00	10-24	62Y-42678-00	11-11
6H3-W0078-0A	30-31	30X-12118-00	4- 6	664-14327-01	7-46	62Y-14485-00	2-20	62Y-24452-00	10-28	62Y-42678-10	11-11
6H3-W0078-01	30-20	51Y-12119-00	4- 7	30X-14334-00	7-18	62Y-14487-00	6-22	62Y-24454-00	10-23	64J-42678-00	11-11
63D-W0078-0A	29-31	62Y-1212A-00	6-28	62Y-14341-00	7-13	62Y-14555-00	6-34	62Y-24471-00	10-25	62Y-42681-00	11-13
63D-W0078-00	29-20	62Y-12121-00	4- 2	62Y-14341-10	7-13	62Y-14567-00	6-14	61N-24521-00	10- 8	62Y-42682-00	11-14
62Y-W009A-00-4D	2- 1	62Y-12146-00	4- 8	62Y-14342-21	7-15	62Y-14573-00	7-48	61N-24560-00	10- 6	62Y-42711-00-4D	12- 1
62Y-W009A-10-4D	2- 1	62Y-12151-00	4- 9	62Y-14343-52	7-14	62Y-14578-00	6-35	61N-24563-00	10- 7	62Y-42711-10-4D	12- 1
62Y-W009B-00-4D	1- 1	62Y-12158-00	4-11	62Y-14343-56	7-14	62Y-14585-00	6- 3	62Y-24566-00	10-10	62Y-42715-00	16- 8
62Y-W0093-00	28- 1	62Y-12159-00	4-10	62Y-14349-00	6-20	62Y-14585-10	6- 4	6G8-26363-00	16-31	62Y-42716-00	12- 8
62Y-11111-00-94	2- 2	62Y-12171-00	8- 2	62Y-14349-10	6-18	62Y-14585-20	6- 5	62Y-28100-00	10-35	6E5-42724-00	12- 9
62Y-11111-10-94	2- 2	62Y-12216-00	4-14	62Y-14349-20	6-19	62Y-14585-30	6-13	62Y-41113-00-9M	1-17	62Y-42725-00	12-18
62Y-11119-00	2-27	62Y-12238-00	4-12	62Y-14349-30	6-21	62Y-14585-40	6-16	62Y-41114-00	1-19	6H4-42726-00	12-32
62Y-11133-10	2- 3	62Y-12279-00	4-13	50M-14355-00	7-33	62Y-14585-50	6-26		27- 5	688-42726-10	12-32
62Y-11168-00	2-21	6G8-12411-02	1-11	62Y-14355-00	7-16	62Y-14592-00	6- 8	62Y-41131-00	17- 3	6H3-42727-00	12-31
62Y-11181-00	2-14	6H3-12413-00-9M	1-12		28- 7	62Y-14596-00	6-31	62Y-41133-00	17- 4	62Y-42727-00	12-19
	27- 7	62Y-12414-00	1-13	6A1-14356-00	7-23	62Y-14597-00	7-47		29- 5	62Y-42738-00-5B	12-17
62Y-11191-00-9M	2-19		27- 4	6L2-14357-00	7-32	62Y-14711-00-5B	17- 7		30- 5	62Y-42741-00-4D	12-22
6J8-11325-00	2- 5	62Y-12481-00	1-18	62Y-14360-00	6-33	62Y-14901-00	7- 1	62Y-41134-00	17-10	62Y-42815-00	12-11
6H3-11327-00-94	2- 7	62Y-13131-00	10-22	654-14363-01	7-24	62Y-14901-10	7- 1		29- 6	62Y-42828-00-4D	12-10
62Y-11328-00	2- 6	62Y-13300-00	8-17	62Y-14368-01	2-32	62Y-14902-00	7- 2		30- 6	63D-43111-00-4D	13- 1
62Y-11351-00	1-10	62Y-13411-00	9- 6	62Y-14369-00	6- 1	62Y-14902-10	7- 2	62Y-41137-00-94	17- 1	63D-43112-00-4D	13- 2
	27- 3	3FV-13440-00	1-15	62Y-14372-10	7-14	62Y-14903-00	7- 3	6F5-41237-00	16-17	6E5-43126-02	13-38
62Y-11356-00	2-24	62Y-13471-00	9-14	62Y-14379-00	7-42	62Y-14903-10	7- 3	6H1-41237-00	16-19	63D-43128-01-4D	13- 5
	27- 8	62Y-13475-00	9- 3	62Y-14380-00	6- 9	62Y-14904-00	7- 4	6H4-41237-00	16-19	63D-43131-00	13-14
62Y-11411-00	3- 3		29- 2	62Y-14381-00	7- 5	62Y-14904-10	7- 4	62Y-41241-00	16-18	6G5-43144-00	13-28
62Y-11416-00	3- 4		30- 2	62Y-14381-10	7-38	62Y-15100-00-94	1- 2	62Y-41241-10	16-18	6E5-43145-00	26- 9
62Y-11416-10	3- 4	62Y-13586-00-94	5- 1	62Y-14383-00	7-27	62Y-15311-00-5B	9-10	6F5-41262-01	6- 6	6G5-43145-00	13-18
62Y-11416-20	3- 4	12V-14105-00	7-17	6L2-14384-00	7- 6	62Y-15312-00	9-11		6-29	6G5-43148-00	13-24
62Y-11536-00	8-13		28- 8		28- 2		29- 3		7-43	688-43160-01	13-29
62Y-11537-00	8- 3	6L2-14157-00	7-34	6L2-14385-00	7- 7		30- 3	62Y-41262-00	6-17	688-43165-00	13-30
62Y-11557-00	8-14		7-37		28- 3	62Y-15316-00	9-13		7-44	62Y-43170-00-4D	13-33
62Y-11575-00	9- 2		7-39	6E5-14386-01	7- 8	62Y-15362-00	9- 1	6E5-42137-10	16-35	6H5-43181-03	13-19
62Y-11590-00	8- 8	62Y-14157-00	7-11		28- 4	6G8-15363-00	2-36	62Y-42154-00	16-21	6H5-43185-03	13-20
62Y-11603-00	3- 9	62Y-14159-00	7-35	6L2-14392-00	7- 9	62Y-15373-00	5-12	62Y-42159-00	16-34	63D-43311-10-4D	13-12
62Y-11604-00	3- 9	62Y-14175-00	6-11		28- 5	1UF-22434-00	15-20	62Y-42171-00	16-22	682-43318-01	13-36
62Y-11605-00	3- 9	62Y-14175-10	6-12	5H0-14397-00	7-25	62X-22471-00	15-12	62Y-42335-00	16-27	63D-43631-00	13-35
62Y-11631-00-96	3- 8	646-14212-01	7-30		28-10	6G1-24304-02	10- 1	62Y-42335-10	16-27	63D-43691-00	13-34
62Y-11633-00	3-10		7-41	6F5-14397-00	7-31	62Y-24311-00	5-17	63D-42510-10-4D	14- 1	62X-4380F-00	15-74
62Y-11635-00	3- 8	62Y-14255-00	6-23		28-12	62Y-24313-00	5-19	62Y-42610-00-4D	11- 1	62X-4380H-00	15-80
62Y-11636-00	3- 8	62Y-14258-00	6-27	62Y-14398-00	7-28	61N-24329-00	12-30	62Y-42610-10-4D	11- 1	62X-4380K-00	15- 3
62Y-11650-00	3- 5	62Y-14267-00	7-36		28-11	62Y-24374-00	10-30	64J-42610-00-4D	11- 1	62X-4380L-00	15-27
62Y-11654-00	3- 6	62Y-14271-00	5-28	62Y-14399-00	7-12	62Y-24378-00	5-26	62Y-42613-00-4D	11- 2	62X-43800-00-4D	15- 1
62Y-11656-00	3- 7	62Y-14276-00	7-26		28- 6	688-24378-00	5-20	62Y-42615-00	11-15	6T4-43802-01	15-38
62Y-11656-10	3- 7	62Y-14291-00	6- 7	62Y-14413-00	2-33	62Y-24410-00	10-17	61N-42628-00	11-16	62X-43804-00	15-70
62Y-11656-20	3- 7	62Y-14321-00	7-19	62Y-14429-00	6-10	62Y-24411-00	10-20	62Y-42651-00	11- 8	62X-43805-00	15-69

**NUMERICAL INDEX  
INDEX NUMERIQUE**

PART NO. NO. PIECES	REF. NO.	PART NO. NO. PIECES	REF. NO.	PART NO. NO. PIECES	REF. NO.	PART NO. NO. PIECES	REF. NO.	PART NO. NO. PIECES	REF. NO.	PART NO. NO. PIECES	REF. NO.
62X-43807-00	15-75	62Y-44117-00-4D	16- 2	663-44366-00	21-14	688-45384-00	20-65	688-45587-01-12	20- 5	63D-48511-00-4D	14-39
62X-43810-00	15- 4	62Y-44120-00	16- 7		29-29	62Y-45501-10	18-36	688-45587-01-15	20- 5	6H3-48538-00	16-33
62X-43814-00	15-14	62Y-44121-00	16- 1		30-19	64J-45501-10	20-40	688-45587-01-18	20- 5	63D-61350-00	26- 1
6H1-43816-00	15-49	688-44122-00	16-15	663-44367-00	19- 2	6H4-45536-00	18- 4	688-45587-01-30	20- 5	63D-61351-00	26- 2
6H1-43817-01	15-34	62Y-44135-00	16-24		21- 2	688-45536-01	20- 4	688-45587-01-40	20- 5	62Y-81337-00	22-12
62X-4382L-00	15-54	6K5-44144-00	20-52	6H3-44391-01	12- 2	6H4-45551-01	18-37	688-45587-01-50	20- 5	6K7-81338-01	22-13
6H1-43829-00	15-43	63D-44144-00	18-52	62Y-44514-00-4D	14-25	6K5-45551-00	20-41	63D-45611-00	18-55	6E5-81800-12	23- 1
62X-4383A-00	15-57	663-44151-00	18-51	62Y-44514-20-4D	14-25	6H4-45560-01	18-39	688-45611-01	20-44	6E5-81801-10	23- 6
62X-43830-00	15-44		20-51	63D-44526-00	14-27	6K5-45560-00	20-43	63D-45631-00	18-57	6E5-81807-11	23-11
6H1-43831-10	15-36	6E0-44191-11	5-38	663-44551-02-4D	14- 9	663-45567-01-10	18-41	688-45631-01	20-45	6E5-81809-10	23- 3
6H1-4384F-10	15-46	6H3-44311-00	20-25	663-44552-00-94	14-17	663-45567-01-12	18-41	663-45633-00	18-62	6E5-81810-10	23- 4
6H1-4384G-11	15-15	63D-44311-00	18-21	62Y-44553-00-4D	14-22	663-45567-01-15	18-41	688-45633-00	20-50	6E5-81813-10	23- 8
	15-51	63D-44312-00	19-19	679-44555-00-94	14-11	663-45567-01-18	18-41	663-45634-00	18-58	6E5-81820-11	23- 9
62X-4384H-00	15-19		29-23	62Y-45111-00-4D	17-13	663-45567-01-30	18-41	688-45634-00	20-46	62Y-81822-00-94	24- 9
62X-43840-00	15- 2	6H3-44315-A0	20-27	663-45123-00	17-12	663-45567-01-40	18-41	63D-45635-00	18-60	6E5-81824-00	23-10
62X-43841-00	15-42		30-12		29- 8	663-45567-01-50	18-41	688-45635-00	20-48	6E5-81826-10	23-15
6H1-43844-10	15-47		30-23		30- 8	688-45567-01-10	20- 7	663-45930-00-98	19-25	6E5-81830-10	23-13
6T4-43849-00	15-67	63D-44316-00	18-27	62Y-45127-00	17-11	688-45567-01-12	20- 7	6E5-45941-00-EL	21-20	688-81831-00	23-14
6H1-4385H-00	15-35		29-13		29- 7	688-45567-01-15	20- 7	663-45941-01-EL	19-25	6E5-81840-10	23- 7
61A-4385H-00	15-62		29-26		30- 7	688-45567-01-18	20- 7	6E5-45943-00-EL	21-20	6E5-81847-10	23- 5
62X-4385M-00	15-28	688-44316-A0	20-33	62Y-45151-00	17-16	688-45567-01-30	20- 7	6H5-45943-00-EL	19-25	6E5-81850-11	23- 2
6H1-43855-11	15-52		30-15	6H3-45155-00	17-19	688-45567-01-40	20- 7	6E5-45945-01-EL	21-20	61H-81857-00	23-12
6H1-43856-10	15-48		30-26	63D-45214-00	18-10	688-45567-01-50	20- 7	6H5-45945-00-EL	19-25	6G1-81941-10	25- 5
62X-4386K-00	15-76	670-44321-00	30-33	688-45214-02	20-12	6H4-45571-01	18-42	663-45945-02-EL	19-25	6L2-81945-00	25- 7
62X-43860-00	15-58	63D-44322-00	18-22	63D-45215-00	18-11	6K5-45571-00	20-55	6E5-45947-00-EL	21-20	6H2-81949-01	25-26
62X-43861-00	15- 5		29-21	688-45215-02	20-13	688-45576-00	20-59	663-45947-02-EL	19-25	61A-81949-00	25-27
62X-43862-00	15- 6	63D-44322-40	29-32	63D-45251-00	13- 6	63D-45577-00-10	18-46	6E5-45949-00-EL	21-20	6H1-81950-00	25-23
62X-43864-00	15-24	663-44322-00	20-26	63D-45251-10	19-15	63D-45577-00-12	18-46	663-45949-01-EL	19-25	6G1-81952-00	25- 6
62X-43865-00	15-31		30-21	62Y-45300-10-4D	18- 1	63D-45577-00-15	18-46	6E5-45952-00-EL	21-20	62Y-81960-10	25-10
6H1-43866-00	15-39	670-44322-01	30-32	64J-45300-10-4D	20- 1	63D-45577-00-18	18-46	6H5-45952-00-EL	19-25	62Y-82105-00	25-16
62X-43866-00	15-32	6H3-44323-00	20-34	6H1-45301-12-4D	20- 2	63D-45577-00-30	18-46	663-45952-02-EL	19-25	6E5-82117-00	25-17
6H1-43867-00	15-40		30-24	63D-45301-01-4D	18- 2	63D-45577-00-40	18-46	6E5-45954-00-EL	21-20	682-82119-01	25-28
62X-43871-00	15- 8	6H3-44323-40	30-34	63D-45321-00	18-14	63D-45577-00-50	18-46	6E5-45956-00-EL	21-20	703-82119-00	14-36
6H1-43875-00	15-61	63D-44323-00	18-26	688-45321-00	20-16	688-45577-01-10	20-58	663-45956-01-EL	19-25	697-82127-01	14-24
61A-43875-00	15-16		29-24	688-45331-00-94	20-56	688-45577-01-12	20-58	6H5-45958-00-EL	19-25	6H1-82148-00	13- 9
62X-43875-00	15-21	63D-44323-40	29-33	688-45341-00	18- 9	688-45577-01-15	20-58	663-45958-01-EL	19-25		13-52
6T4-43876-00	15-66	6H3-44324-A0	20-35		20-10	688-45577-01-18	20-58	663-45970-60-98	19-25	63D-82148-00	13- 3
62X-43878-00	15-33		30-16	63D-45344-00	18-34	688-45577-01-30	20-58	697-45970-00-98	19-25	682-82151-00	25-20
62X-4388A-00	15-11		30-25	63D-45361-01-4D	18-43	688-45577-01-40	20-58	663-45972-60-98	19-25	6G5-82152-00	25-18
62X-43880-00	15-68	6H3-44341-00-94	20-30	664-45371-01	19-12	688-45577-01-50	20-58	663-45974-02-98	19-25	62X-82181-00	15-73
62X-43881-00	15-79	63D-44341-00	18-31	688-45371-02	21-12	663-45587-01-10	18- 5	663-45974-60-98	19-25	663-82317-01	22-14
62X-43888-00	15-26	6H3-44352-00	18-23	63D-45375-00	19- 6	663-45587-01-12	18- 5	663-45976-00-98	19-25	6G8-82370-20	24- 8
62X-43891-00	15-71		20-28	688-45375-00	21-11	663-45587-01-15	18- 5	663-45978-00-98	19-25	62Y-82504-00	24-12
62X-43892-00	15-72		29-22	663-45376-00-94	19- 5	663-45587-01-18	18- 5	663-45987-02	19-20	62Y-82560-01	24-13
6H1-43895-11	15-53		30-22		21-10	663-45587-01-30	18- 5	688-45987-02	21-15	63D-82563-10	25-31
6H1-43896-00	15-50	62Y-44361-00	19- 1	6E5-45378-00	18-17	663-45587-01-40	18- 5	670-45997-02	19-21	6E5-82587-00	25-32
62X-43899-00	15-17		21- 1		20-21	663-45587-01-50	18- 5	688-45997-01	21-16	6E9-82588-00	24-14
62Y-44116-01	16-28	663-44366-00	19-18	688-45383-02	20-64	688-45587-01-10	20- 5	62Y-46241-00	8- 7	62Y-82590-00	25-19


NUMERICAL INDEX  
INDEX NUMERIQUE

PART NO. NO. PIECES	REF. NO.	PART NO. NO. PIECES	REF. NO.	PART NO. NO. PIECES	REF. NO.	PART NO. NO. PIECES	REF. NO.	PART NO. NO. PIECES	REF. NO.	PART NO. NO. PIECES	REF. NO.
62Y-82590-10	25-19	90171-16011	19-23	90340-08M04	20- 9	90464-10M32	5-11	92990-05600	6-15	92995-06100	13- 8
688-82594-00	25-21		21-18	90340-14M06	1- 8	90464-16039	25-29		11- 6		15-30
6E5-83558-00	14-34	90179-06M24	11- 3	90344-51M01	1- 7	90465-06M28	24- 2		17-18		24- 6
6E5-83558-10	18-19	90179-06066	14-21	90386-05002	12-15	90465-08028	14-31		22- 8		25- 3
	20-23	90185-05904	20-15	90386-07M58	16-11	90465-11M10	5-10	92990-06600	1- 6		25-12
62Y-83614-00	25-33	90185-08045	14-28	90386-10M16	13-21		5-21		1-21	92995-08100	14-19
63D-83672-00	14-35	90185-09M01	26- 4	90386-10009	16-29		5-23		2- 9		14-30
437-83936-11	25-22	90185-10051	14- 8	90386-10025	13-22		5-25		2-18		19-14
	25-30	90185-22M11	13-17	90386-18M35	13-40		13-53		2-26		19-17
62Y-85510-00	22- 2	90201-06416	12- 5	90386-18M44	13-45		14-32		2-29	92995-08600	10-12
62Y-85540-01	25- 1	90201-083J8	15-82	90386-18M92	13-39		18-20		2-35		23-17
62Y-85540-10	25- 1	90201-10M06	8- 5	90386-22M15	13-15		20-24		5- 8		24-11
62Y-85550-01	22- 1	90201-10M20	26- 3	90386-30M60	14- 6	90465-13M11	14-38		5-33	92995-12200	13-47
62Y-85550-10	22- 1	90201-10M63	26- 8	90386-30M77	14- 4	90465-13M36	5-13		5-35	92995-18600	13-44
62Y-85561-00-94	22- 3	90201-12M16	14-12	90386-30M78	14- 3	90467-09M03	10- 5		8-22	93101-16M36	17- 2
62Y-85570-00	24- 1	90201-12426	13-48	90387-06M15	5-31		10-15		9- 5		29- 4
62Y-85580-00	22- 5	90201-13M19	14-14	90387-06M40	12-29	90467-10M04	5-14		9- 8		30- 4
62Y-85599-00	24-17	90201-17M00	21-17	90387-06M45	16-25		10-16		9-17	93101-22067	18-50
6E9-86111-01	6-36	90201-21M18	22-18	90387-06M69	12- 4		10-34		10- 3		29-18
90101-08M15	14-26	90201-22M03	13-16	90387-06M70	5- 6	90467-11044	15-56		10-33	93101-23070	20-31
90101-09M01	26- 7	90201-22429	18-56	90387-10M42	26- 6	90467-15M14	5-37		12-21		30-13
90101-12M65	13-46	90201-27M00	18-35	90401-20M00	1-16	90468-07M06	16-13		12-26	93101-25M03	20-62
90105-08M61	18-44	90201-30M00	14- 2	90430-06014	2-11	90468-18008	16-14		12-35		30-18
90105-10M67	21-13	90202-07M07	16-16		2-13		16-32		13-11	93101-25M57	18-32
90109-06M30	16-30	90202-12060	19- 3		27- 6	90480-09M12	12- 3		13-51		29-14
90109-06M64	8-12		21- 3	90430-08020	18- 8	90480-11224	5-24		16- 4	93102-08414	15-81
90109-06M65	2-12	90202-21100	14-13		20-11	90480-12072	22-15		16- 6	93102-35M41	3- 2
90109-08M63	4-15	90209-08M02	18-30		29- 9	90480-13M24	12-28		17- 6		27-11
90109-12261	14-15		20-39		30- 9	90480-25161	24- 4		17- 9	93102-37M40	8- 1
90116-08M14	24-19		29-28	90430-08143	2-31	90501-12M00	16- 9		20-20		27-16
90116-10175	14- 7	90240-05M19	12-14	90430-12072	19- 4	90501-14M08	14-20		22-10	93102-43M42	3- 1
90116-18M52	13-42	90249-05M30	12-12		21- 4	90501-16M01	18-59		24- 7		27-10
90119-08M01	1- 4	90249-06M19	13-25	90430-14115	1- 9	90501-16233	20-47		24-16	93106-09014	18-15
90119-08M76	23-18	90249-07M29	8-10		27- 2	90502-16M02	13-32		25- 4		20-18
90119-08M77	23-19	90250-06023	18-61	90445-07MF1	14-33	90506-14M24	13-26		25- 9		29-10
90119-08M79	17-14	90250-07M02	20-49	90445-07M31	18-18	90508-23M36	8- 9		25-13		30-11
90119-08M82	17-15	90266-06M02	11- 9		20-22	91318-04025	15-37		25-15	93210-06519	15-23
90119-08M84	19-11	90280-03M03	20-29	90445-07M38	5- 9	91490-16010	12-13		25-25		15-45
	21- 9		30-30	90445-09252	1-14		12-16	92990-08100	24-21	93210-06632	15-64
90119-09M00	2-16	90280-03024	18-25	90445-10M14	5-18		16-23	92990-08200	16-12	93210-07540	15-65
90142-05M06	18-12		29-30	90445-10M18	5-27	91490-30030	19-24	92990-10100	19- 9		18-53
90159-06M08	24-18	90280-04M06	8-16	90445-10M33	5-15	91490-40030	21-19		21- 7		20-53
90170-09M03	26- 5		27-17	90445-10M34	10- 4	91690-30012	13-31	92990-10600	19-10		29-19
90170-12138	18-38	90280-05049	22-16	90445-10M48	10-14	91690-30020	13-23		21- 8	93210-09350	15-41
90170-16M01	20-42	90282-04010	20-63	90445-10M85	5-16	91690-40010	15-22	92990-16200	19-22	93210-12M69	8-19
90170-18M10	13-43	90338-04M17	5-29	90445-16M00	5-22	92907-04600	2-23	92995-06100	12- 7		27-19
90170-20137	22-17	90338-05M03	12-37	90464-07M41	24- 3	92990-04600	6-24		12-25	93210-14515	8-20
90170-35M32	8-15	90340-08M04	18- 7	90464-09M43	12-36	92990-05100	22- 7		12-34		9-15

NUMERICAL INDEX  
INDEX NUMERIQUE

PART NO. NO. PIECES	REF. NO.	PART NO. NO. PIECES	REF. NO.	PART NO. NO. PIECES	REF. NO.	PART NO. NO. PIECES	REF. NO.	PART NO. NO. PIECES	REF. NO.	PART NO. NO. PIECES	REF. NO.
93210-14515	27-20	93317-22204	18-49	97075-08030	14-29	97880-05020	15-77				
93210-16275	26-10	93317-325U0	20-61	97075-10040	21- 6	97885-06008	13- 4				
93210-18397	15-60	93332-000U3	20- 6	97095-05016	11- 5	97885-06016	14-23				
93210-25070	2-37	93332-000W7	20- 8	97095-06010	2-10		14-37				
	10-31	93332-00003	18-40		13-10	97890-05006	6- 2				
	27- 9	93332-00079	18- 6		13-27	97980-04108	6-32				
	27-21	93410-18M02	13-41		13-37	97980-04110	7-10				
93210-29M94	14- 5	93410-28M06	14-10		13-50	97980-04112	7-20				
93210-29375	15- 7	93430-04301	7-21	97095-06012	24-15		28- 9				
	15-25	93450-09M01	2- 4		25-14	98507-04010	2-22				
93210-30MH4	5- 4	93450-17129	3-11		25-34	98517-04012	15-78				
	27-14	93503-16010	15-18	97095-06014	25- 8	98580-05012	22- 6				
	28-13	93505-16024	16-10	97095-06016	2-34	98580-05016	17-17				
93210-32738	10- 9	93505-32038	15-59		15-29	98580-06025	12-24				
93210-33MG4	18-16	93604-08062	18-28		20-19		12-33				
	29-11	93604-10M03	20-36	97095-06020	2-28		22- 9				
93210-33MH2	8-18	93605-10108	15-63		12-20	98780-05545	20-14				
	27-18	93605-14143	8- 4		16- 3	98980-04006	7-29				
93210-35M86	5- 2	93606-12019	9-12		25- 2	99001-08600	18-54				
	5-30		19- 7	97095-06025	5-34		20-54				
	27-12		21- 5		9-16	99009-35500	15-13				
	27-15	93608-12M05	9- 9		10- 2	99530-08012	1- 3				
	28-14	93608-16M16	5-36		13- 7		2-15				
93210-38MH3	5- 3	93700-06M03	13-13		16- 5		22-11				
	27-13	94701-00375	2-38		17- 8						
93210-44383	15- 9	95024-06025	22- 4		25-11						
93210-46044	20-32	95380-03600	10-27		25-24						
	30-14	95380-05600	10-29	97095-06030	5-32						
	30-27		18-13		10-32						
93210-48MG8	18-33	95380-05700	16-20		12- 6						
	29-15	95380-06600	12-23		24- 5						
93210-48214	15-10	95380-08600	10-13	97095-06045	17- 5						
93210-49046	20-17		24-20	97095-06090	5- 7						
	30-10	95380-12600	13-49	97095-08014	2-30						
93210-52449	15-83	95380-12800	14-16		10-11						
93210-59MG7	18-24	95780-05300	11- 7	97095-08016	23-16						
	29-12	95895-06016	12-27	97095-08020	19-16						
	29-25	95895-06030	16-26	97095-08025	19-13						
93210-69MG6	18-48	95895-08020	8-11	97095-08030	18-29						
	29-17	95895-10040	8- 6		29-27						
93210-74MG5	18-47	97013-06020	2- 8	97095-08035	24-10						
	29-16		2-25	97095-08045	20-38						
93210-85M97	20-60	97013-06025	2-17		30-28						
	30-17		9- 4	97095-08055	20-37						
93306-001U1	18-45	97014-06016	9- 7		30-29						
93306-207U0	20-57	97014-06035	1- 5	97095-10040	19- 8						
93315-32224	18- 3		1-20	97313-06040	8-21						
93315-325V1	20- 3	97075-08025	14-18	97607-05210	15-55						

**YAMAHA**



**PARTS  
CATALOGUE  
CATALOGUE  
DE PIÈCES  
DETACHÉES**

**F50A '96 (62Y)**

**F50B '96 (64J)**

**F45A '96 (62Y)**

**YAMAHA**  
**GENUINE**  
Parts & Accessories

2U62Y-300F1

**A1**

# FOREWORD

This Parts Catalogue is related to the parts for the model(s) in the below frame. When you are ordering replacement parts, please refer to this Parts Catalogue and quote both part numbers and part names correctly.

F50A'96 (62Y),F50B'96 (64J),F45A'96 (62Y)

1. Modifications or additions which have been made after issue of the Parts Catalogue will be announced in the Yamaha Parts News.  
It is advisable that you make necessary corrections to the Parts Catalogue according to the Yamaha Parts News.

## 2. Abbreviations

The following abbreviations are used in this Parts Catalogue.

"UR"	Use specified parts number.	"M"	Manual start model
"UN"	Use as many as needed.	"E"	Electric start model
"AP"	Alternate Parts	"PTT"	Power Trim & Tilt model
"LM"	Local Made (Parts need to be ordered locally)	"H/T"	Hydro Tilt model
"O/S"	Over Size	"M/T"	Manual Tilt model
		"T.H/D"	Tiller Handle model

3. Parts, which are to be supplied in an assembly, are listed with a dot (.) in front of the part name as shown below.

### EXAMPLE

CARBURETOR ASSY  
. JET, PILOT  
. NOZZLE, MAIN

4. Number of component for assembly


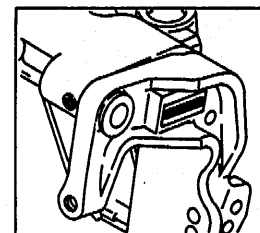
The numeral appearing to the right of each component part indicates the quantity of parts for each assembly unit.

### EXAMPLE

PART NO.	DESCRIPTION	Q'TY	REMARKS
6E0-85500-70	C.D.I. MAGNETO ASSY	1	
6E0-85550-70	. ROTOR ASSY	1	
6E0-15723-00-94	.. PULLY, STARTER	1	

## 5. Applicable Serial No. and Color Code

Engine Serial No.	F50AE L : 300357 ~ F50AET L : 401901 ~ F50BET L : 400122 ~ F45AED L : 500101 ~ F45AET L : 550101 ~
-------------------	--



Color Code	Color Name	Abbreviation
4D	DARK BLUISH GRAY METALLIC 2	DBNM2

6. Note that the illustrations are for reference in finding parts numbers, not to be used for assembling. When assembling, please use the applicable service manual.



## AVANT-PROPOS

Ce Catalogue de pièces détachées concerne les pièces pour le(s) modèle(s) indiqué(s) dans le cadre ci-dessous. Lorsque vous commandez des pièces de rechange, veuillez vous référer à ce catalogue de pièces détachées et indiquer clairement les numéros et les noms des pièces détachées.

**F50A'96 (62Y), F50B'96 (64J), F45A'96 (62Y)**

1. Les modifications ou ajouts ayant été effectués après la parution du catalogue de pièces détachées seront décrits dans les Bulletins d'information Yamaha concernant les pièces détachées.

Il est recommandé que vous apportiez les corrections nécessaires au catalogue des pièces détachées en vous référant aux Bulletins d'information Yamaha.

### 2. Abréviations

Dans ce catalogue, les abréviations suivantes sont utilisées:

"UR"	Utiliser le numéro des pièces.
"UN"	Utiliser autant que nécessaire.
"AP"	Pièces de substitution
"OS"	Cote Réparation
"LM"	Fabrication locale (les pièces doivent être commandées localement.)
"M"	Modèle à démarrage manuel
"E"	Modèle à démarrage électrique
"PTT"	Modèle à assiette et relevage assistés
"H/T"	Modèle à relevage hydraulique
"M/T"	Modèle à relevage manuel
"T.H/D"	Modèle à commande par barre franche

3. Dans ce catalogue, les pièces qui sont fournies dans un ensemble sont précédées d'un point (.) de la manière indiquée ci-dessous.

EXEMPLE      ENS CARBURATEUR  
                   . GICLEUR, ralenti  
                   . PUIITS D'AIGUILLE

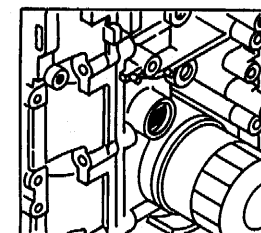
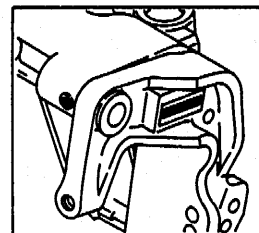
### 4. Nombre de pièces composant un ensemble

Le chiffre apparaissant à la droite de chaque description indique la quantité de pièces pour chaque ensemble de pièces.

Référence	Description	Qté	Remarques
6E0-85500-70	MAGNETO C.D.I CPLT	1	
6E0-85550-70	. ROTOR CPLT	1	
6E0-15723-00-94	. . POULIE DE DEMARREUR	1	

### 5. Applications No de série et code couleur correspondants

No de série du moteur	
	F50AE L : 300357 ~
	F50AET L : 401901 ~
	F50BET L : 400122 ~
	F45AED L : 500101 ~
	F45AET L : 550101 ~



Code couleur	Nom de couleur	Abréviation
4D	DARK BLUISH GRAY METALLIC 2	DBNM2

6. Veuillez noter que les illustrations sont indiquées pour référence pour trouver les numéros de pièces, non pour être utilisées lors de l'assemblage. Lors de l'assemblage, veuillez utiliser le manuel d'entretien adéquat.

# CONTENTS

W/1. Name

## Sheet 1/2 (Fig. 1 to Fig. 21)

FIG. 1	CYLINDER. CRANKCASE .....	A6
FIG. 2	CYLINDER. CRANKCASE 2 .....	A7, B1
FIG. 3	CRANKSHAFT. PISTON .....	B2
FIG. 4	VALVE .....	B3
FIG. 5	INTAKE .....	B4, B5
FIG. 6	CARBURETOR LINK .....	B6, B7
FIG. 7	CARBURETOR .....	C1, C2
FIG. 8	OIL PUMP .....	C3
FIG. 9	OIL PAN .....	C4
FIG. 10	FUEL .....	C5, C6
FIG. 11	TOP COWLING .....	C7
FIG. 12	BOTTOM COWLING .....	D1, D2
FIG. 13	BRACKET 1 .....	D3, D4
FIG. 14	BRACKET 2 .....	D5, D6
FIG. 15	POWER TRIM & TILT ASSY 1 .....	D7~E2
FIG. 16	CONTROL .....	E3, E4
FIG. 17	UPPER CASING .....	E5
FIG. 18	LOWER CASING. DRIVE 1 (F50A/F45A) .....	E6~F1
FIG. 19	LOWER CASING. DRIVE 2 (F50A/F45A) .....	F2, F3
FIG. 20	LOWER CASING. DRIVE 3 (F50B) .....	F4~F6
FIG. 21	LOWER CASING. DRIVE 4 (F50B) .....	F7

NUMERICAL INDEX

## Sheet 2/2 (Fig. 22 to Fig. 30)

FIG. 22	GENERATOR .....	A6
FIG. 23	STARTING MOTOR .....	A7
FIG. 24	ELECTRICAL 1 .....	B1
FIG. 25	ELECTRICAL 2 .....	B2, B3
FIG. 26	ALTERNATE 1 (STEERING GUIDE ATTACHMENT) .....	B4
FIG. 27	REPAIR KIT 1 .....	B5
FIG. 28	REPAIR KIT 2 .....	B6
FIG. 29	REPAIR KIT 3 (F50A/F45A) .....	B7, C1
FIG. 29	REPAIR KIT 4 (F50B) .....	C2, C3

NUMERICAL INDEX

# TABLE DES MATIERES

1/1, Name

## Feuille 1/2 (Fig. 1 ~ Fig. 21)

FIG. 1	CYLINDRE. CARTER .....	A6
FIG. 2	CYLINDRE. CARTER 2 .....	A7, B1
FIG. 3	VILEBREQUIN. PISTON .....	B2
FIG. 4	SOUPAPE .....	B3
FIG. 5	ADMISSION .....	B4, B5
FIG. 6	BIELLETTTE CARBURATEUR .....	B6, B7
FIG. 7	CARBURATEUR .....	C1, C2
FIG. 8	POMPE A HUILE .....	C3
FIG. 9	VENTILATEUR D'HUILE .....	C4
FIG. 10	CARBURANT .....	C5, C6
FIG. 11	CAPOT SUPERIEUR .....	C7
FIG. 12	CAPOT INFERIEUR .....	D1, D2
FIG. 13	SUPPORT 1 .....	D3, D4
FIG. 14	SUPPORT 2 .....	D5, D6
FIG. 15	PUISSANCE PARER ET INCLINER (ENS.) 1 .....	D7~E2
FIG. 16	COMMANDE .....	E3, E4
FIG. 17	FOURREAU .....	E5
FIG. 18	BOITIER D'HELICE, TRANSMISSION 1 (F50A/F45A) .....	E6~F1
FIG. 19	BOITIER D'HELICE, TRANSMISSION 2 (F50A/F45A) .....	F2, F3
FIG. 20	BOITIER D'HELICE, TRANSMISSION 3 (F50B) .....	F4~F6
FIG. 21	BOITIER D'HELICE, TRANSMISSION 4 (F50B) .....	F7

INDEX NUMERIQUE

## Feuille 2/2 (Fig. 22 ~ Fig. 30)

FIG. 22	GENERATRICE .....	A6
FIG. 23	DEMARREUR ELECTRIQUE .....	A7
FIG. 24	PARTIE ELECTRIQUE 1 .....	B1
FIG. 25	PARTIE ELECTRIQUE 2 .....	B2, B3
FIG. 26	OPTIONNELLES 1 (FIXATIONS DE DIRECTION) .....	B4
FIG. 27	KITS DE REPARATION 1 .....	B5
FIG. 28	KITS DE REPARATION 2 .....	B6
FIG. 29	KITS DE REPARATION 3 (F50A/F45A) .....	B7, C1
FIG. 30	KITS DE REPARATION 4 (F50B) .....	C2, C3

INDEX NUMERIQUE

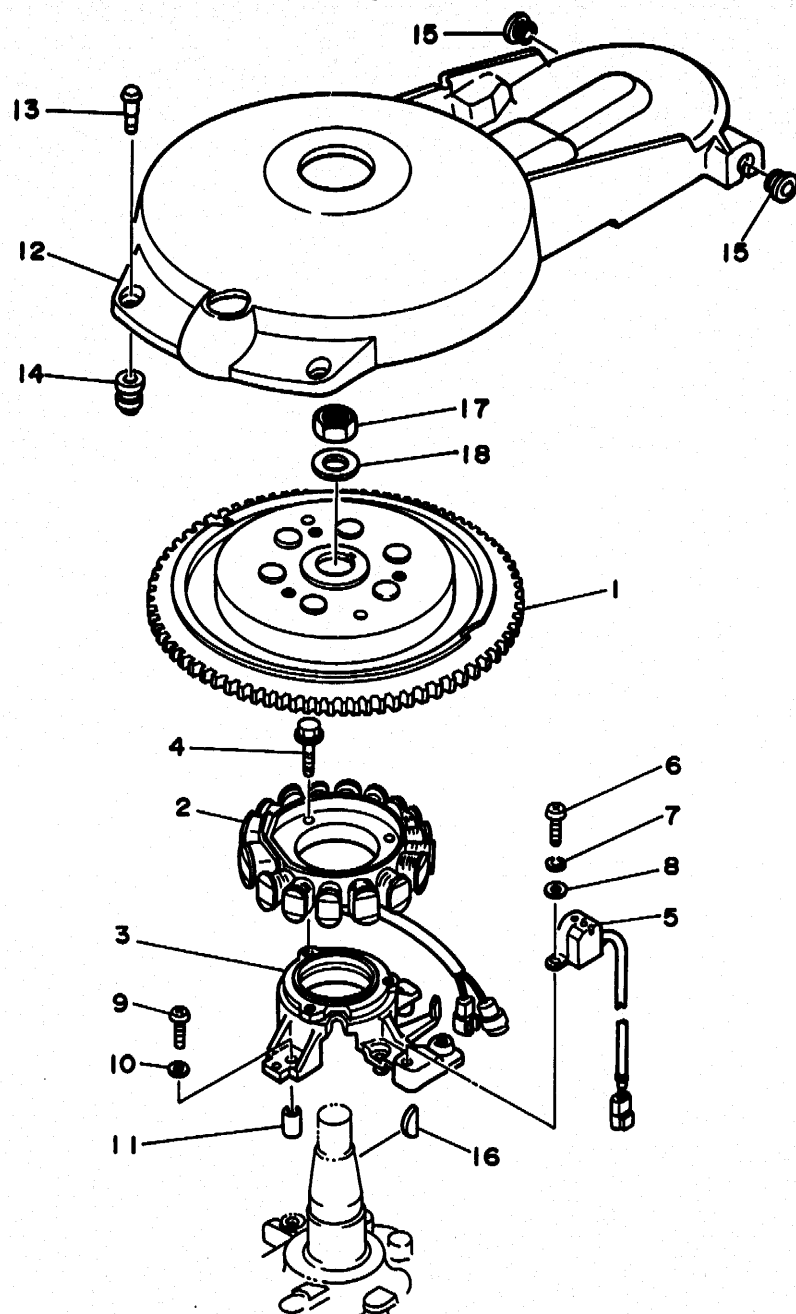


FIG. 22 GENERATOR

GENERATRICE

REF. NO.	PART NO. NO. PIECES	DESCRIPTION DESCRIPTION	Q'TY QTE	REMARKS REMARQUES
1	62Y-85550-01	ROTOR ASSY	1	UR
	62Y-85550-10	ROTOR CPLT		
	62Y-85550-10	ROTOR ASSY	1	UR F45A
	62Y-85510-00	ROTOR CPLT		
2	62Y-85510-00	STATOR ASSY	1	
	62Y-85561-00-94	STATOR CPLT		
3	62Y-85561-00-94	BASE, MAGNETO	1	
	95024-06025	BASE, MAGNETO		
4	95024-06025	BOLT	3	
	62Y-85580-00	BOULON, A COLLERETTE		
5	62Y-85580-00	COIL, PULSER	1	
	98580-05012	BOBINE, PULSEUR		
6	98580-05012	SCREW, PAN HEAD	2	
	92990-05100	VIS		
7	92990-05100	WASHER, SPRING	2	
	92990-05600	RONDELLE, GROWER		
8	92990-05600	WASHER, PLATE	2	
	98580-06025	RONDELLE, PLATE		
9	98580-06025	SCREW, PAN HEAD	4	
	92990-06600	VIS		
10	92990-06600	WASHER, PLATE	4	
	99530-08012	RONDELLE, PLATE		
11	99530-08012	PIN, DOWEL	2	
	62Y-81337-00	GOUJON, D'ASSEMBLAGE		
12	62Y-81337-00	COVER, FLYWHEEL	1	
	6K7-81338-01	COUVERCLE, VOLANT		
13	6K7-81338-01	CLAMP, LEAD	2	
	663-82317-01	COLLIER, FIL		
14	663-82317-01	DAMPER, IGNITION COIL	2	
	90480-12072	AMORTISSEUR, BOBINE D'ALLUM		
15	90480-12072	GROMMET	2	
	90280-05049	PASSE-FIL		
16	90280-05049	KEY, WOODRUFF	1	
	90170-20137	CLAVETTE, DEMI-LUNE		
17	90170-20137	NUT	1	
	90201-21M18	ECROU		
18	90201-21M18	WASHER, PLATE	1	
		RONDELLE, PLATE		



62YJA-5210

A6

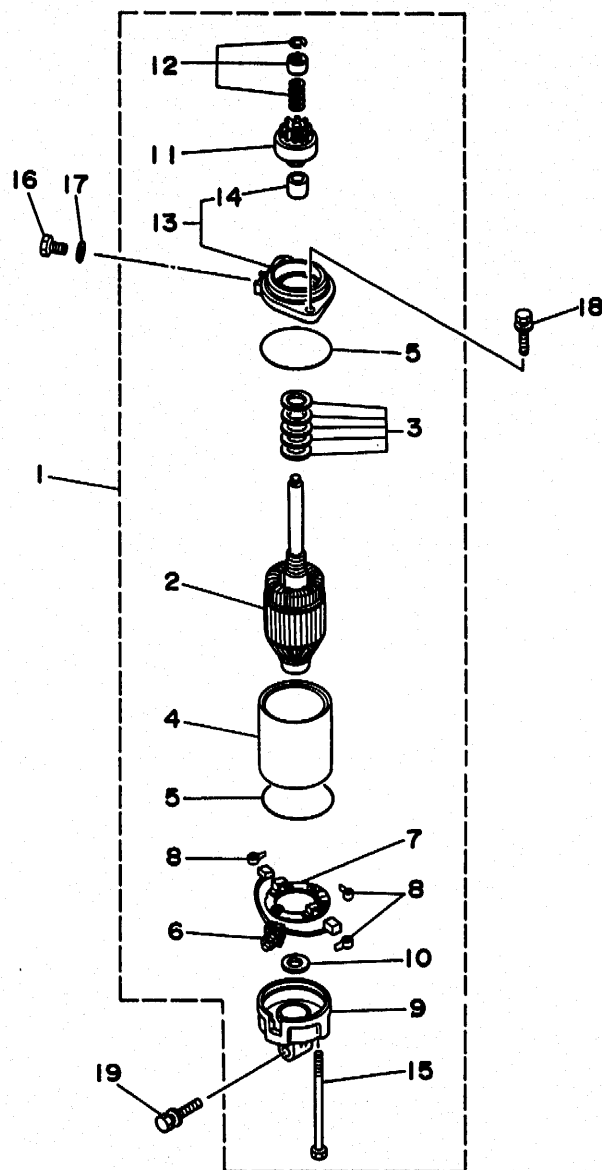


FIG 23 STARTING MOTOR

DEMARREUR ELECTRIQUE

REF. NO.	PART NO. NO. PIECES	DESCRIPTION DESCRIPTION	Q'TY QTE	REMARKS REMARQUES
1	6E5-81800-12	STARTING MOTOR ASSY DEMARREUR ELECTRIQUE COMPLET	1	
2	6E5-81850-11	.ARMATURE ASSY .INDUIT	1	
3	6E5-81809-10	.WASHER KIT .JEU DE RONDELLES	1	
4	6E5-81810-10	.STATOR ASSY .STATOR COMPLET	1	
5	6E5-81847-10	.O-RING .JOINT TORIQUE	2	
6	6E5-81801-10	.BRUSH SET .CHARBON	1	
7	6E5-81840-10	.BRUSH HOLDER ASSY .SUPPORT DE CHARBON	1	
8	6E5-81813-10	.SPRING, BRUSH .RESSORT, DE CHARBON	3	
9	6E5-81820-11	.REAR BRACKET ASSY .SUPPORT ARRIERE COMPLET	1	
10	6E5-81824-00	.WASHER 2 .RONDELLE 2	1	
11	6E5-81807-11	.GEAR ASSY, STARTING MOTOR .PIGNON, DEMARREUR ELECTRIQUE	1	
12	61H-81857-00	.RETAINER .ARRETOIR	1	
13	6E5-81830-10	.FRONT BRACKET ASSY .SUPPORT AVANT	1	
14	688-81831-00	..METAL, FRONT ..METAL, AVANT	1	
15	6E5-81826-10	.BOLT .BOULON	2	
16	97095-08016	BOLT BOULON	1	
17	92995-08600	WASHER RONDELLE	1	
18	90119-08M76	BOLT, WITH WASHER BOULON, AVEC RONDELLE	2	
19	90119-08M77	BOLT, WITH WASHER BOULON, AVEC RONDELLE	1	

62YJA-5220

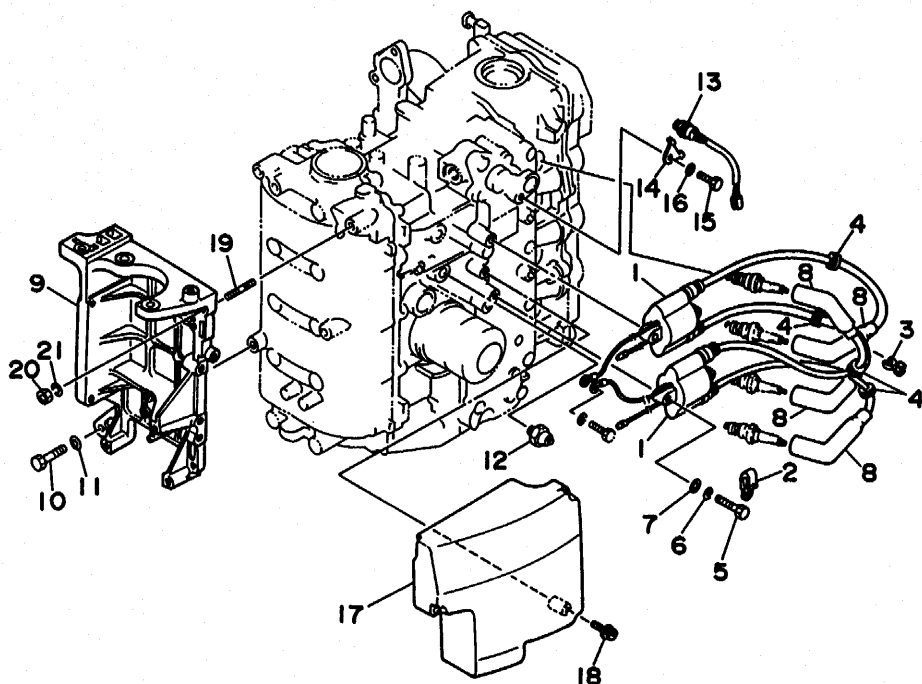
Z73-012

A7

FIG 24 ELECTRICAL 1

PARTIE ELECTRIQUE 1

REF. NO.	PART NO. NO. PIECES	DESCRIPTION DESCRIPTION	Q'TY QTE	REMARKS REMARQUES
1	62Y-85570-00	IGNITION COIL ASSY BOBINE D'ALLUMAGE (ENS.)	2	
2	90465-06M28	CLAMP BRIDE	1	
3	90464-07M41	CLAMP BRIDE	1	
4	90480-25161	GROMMET PASSE-FIL	4	
5	97095-06030	BOLT BOULON	4	
6	92995-06100	WASHER, SPRING RONDELLE, GROWER	4	
7	92990-06600	WASHER, PLATE RONDELLE, PLATE	4	
8	6G8-82370-20	PLUG CAP ASSY ANTIPARASITE	4	
9	62Y-81822-00-94	BRACKET, STARTING MOTOR SUPPORT, DEMARREUR ELECTRIQUE	1	
10	97095-08035	BOLT BOULON	3	
11	92995-08600	WASHER RONDELLE	3	
12	62Y-82504-00	OIL PRESSURE SWITCH ASSY CONTACTEUR DE PRESSION D'HUILE	1	
13	62Y-82560-01	THERMO SWITCH ASSY THERMO-CONTACT COMPLET	1	
14	6E9-82588-00	PLATE PLAQUE	1	
15	97095-06012	BOLT BOULON	1	
16	92990-06600	WASHER, PLATE RONDELLE, PLATE	1	
17	62Y-85599-00	COVER COUVERCLE	1	
18	90159-06M08	SCREW, WITH WASHER VIS, AVEC RONDELLE	3	
19	90116-08M14	BOLT, STUD GOIJON	1	
20	95380-08600	NUT ECROU	1	
21	92990-08100	WASHER, SPRING RONDELLE, GROWER	1	



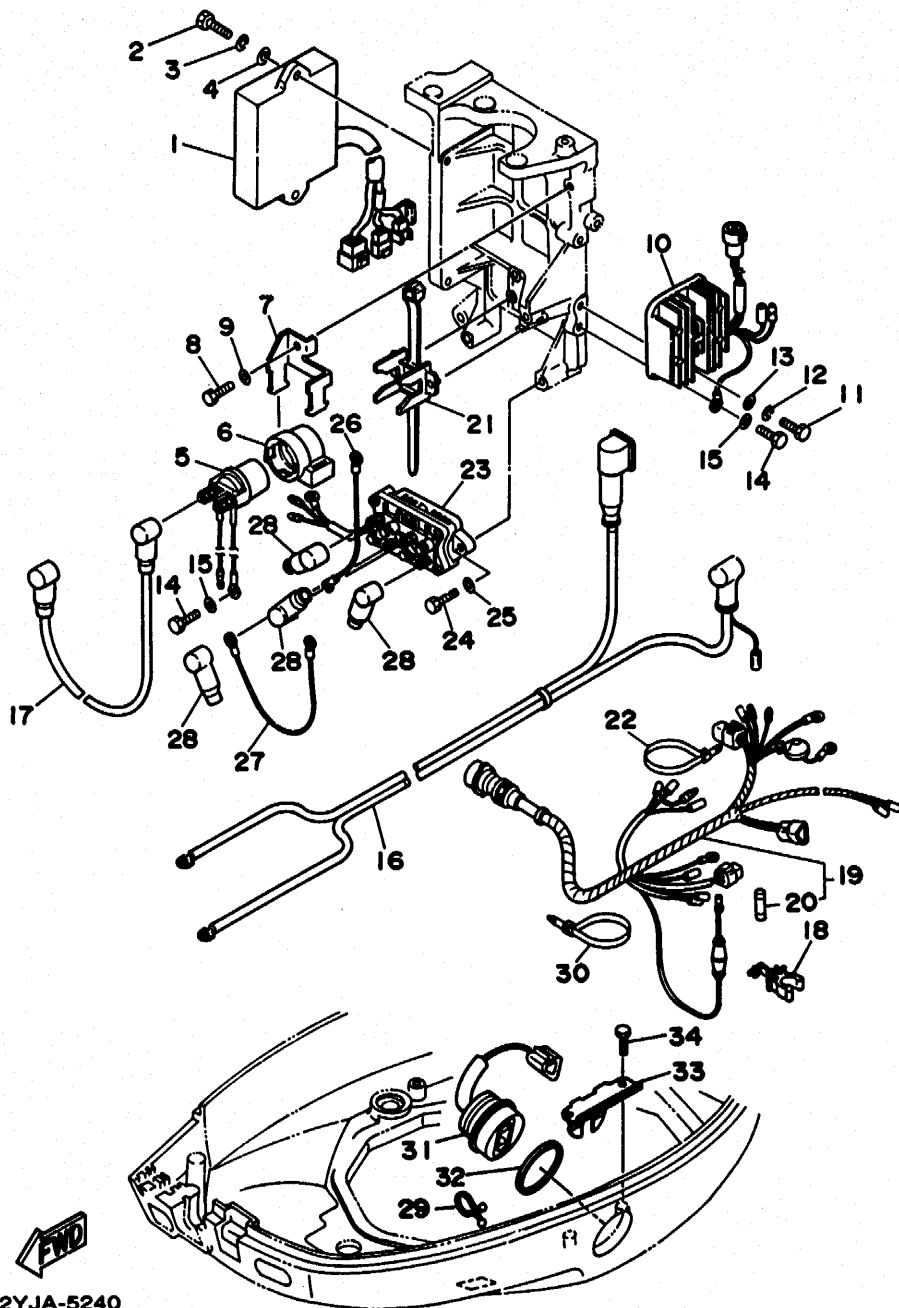
62YJA-5230

B1

FIG. 25 ELECTRICAL 2

PARTIE ELECTRIQUE 2

REF. NO.	PART NO. NO. PIECES	DESCRIPTION DESCRIPTION	Q'TY QTE	REMARKS REMARQUES
1	62Y-85540-01	C.D.I. UNIT ASSY BLOC C.D.I.	1	UR
	62Y-85540-10	C.D.I. UNIT ASSY BLOC C.D.I.	1	UR F45A
2	97095-06020	BOLT BOULON	2	
3	92995-06100	WASHER, SPRING RONDELLE, GROWER	2	
4	92990-06600	WASHER, PLATE RONDELLE, PLATE	2	
5	6G1-81941-10	STARTER RELAY ASSY LANCEUR RELAIS (ENS.)	1	
6	6G1-81952-00	HOLDER, RELAY SUPPORT, RELAIS	1	
7	6L2-81945-00	PLATE, SWITCH FITTING PLAQUE, FIXATION DU RELAIS	1	
8	97095-06014	BOLT BOULON	1	
9	92990-06600	WASHER, PLATE RONDELLE, PLATE	1	
10	62Y-81960-10	RECTIFIER & REGULATOR ASSY REDRESSEUR REGULATEUR CPLT	1	
11	97095-06025	BOLT BOULON	2	
12	92995-06100	WASHER, SPRING RONDELLE, GROWER	2	
13	92990-06600	WASHER, PLATE RONDELLE, PLATE	2	
14	97095-06012	BOLT BOULON	4	
15	92990-06600	WASHER, PLATE RONDELLE, PLATE	4	
16	62Y-82105-00	WIRE HARNESS FAISCEAU DE FILS	1	
17	6E5-82117-00	WIRE, LEAD FIL	1	
18	6G5-82152-00	HOLDER, FUSE SUPPORT, FUSIBLE	1	
19	62Y-82590-00	WIRE HARNESS ASSY FAISCEAU DE FILS COMPLET	1	UR
	62Y-82590-10	WIRE HARNESS ASSY FAISCEAU DE FILS COMPLET	1	UR PTT
20	682-82151-00	.FUSE (20A) .FUSIBLE (20A)	1	
21	688-82594-00	CLAMP BRIDE	1	
22	437-83936-11	BAND, SWITCH CORD COLLIER, CORDON DE COMMUTEUR	1	
23	6H1-81950-00	RELAY ASSY RELAIS COMPLET	1	PTT
24	97095-06025	BOLT BOULON	2	PTT
25	92990-06600	WASHER, PLATE RONDELLE, PLATE	2	PTT
26	6H2-81949-01	WIRE, LEAD FIL	1	PTT

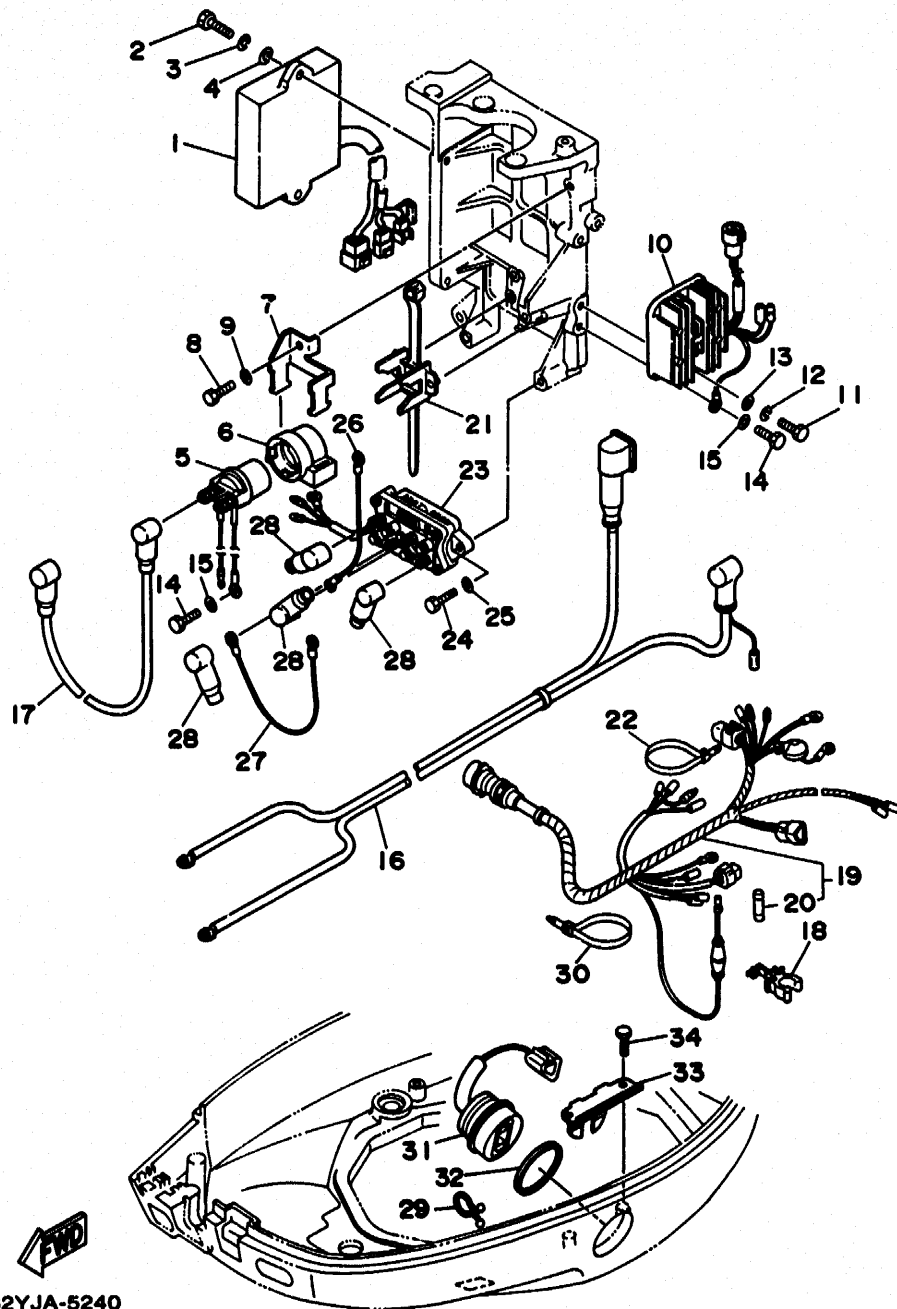


62YJA-5240

FIG. 25 ELECTRICAL 2

## PARTIE ELECTRIQUE 2

REF. NO.	PART NO. NO. PIECES	DESCRIPTION DESCRIPTION	Q'TY QTE	REMARKS REMARQUES
27	61A-81949-00	WIRE, LEAD FIL	1	PTT
28	682-82119-01	COVER, LEAD WIRE GARNITURE, FIL	4	PTT
29	90464-16039	CLAMP BRIDE	1	
30	437-83936-11	BAND, SWITCH CORD COLLIER, CORDON DE COMMUTEUR	1	
31	63D-82563-10	TRIM & TILT SWITCH ASSY INCLINER ET PARER COMMUTEUR	1	PTT
32	6E5-82587-00	GASKET JOINT	1	PTT
33	62Y-83614-00	BRACKET SUPPORT	1	PTT
34	97095-06012	BOLT BOULON	2	PTT

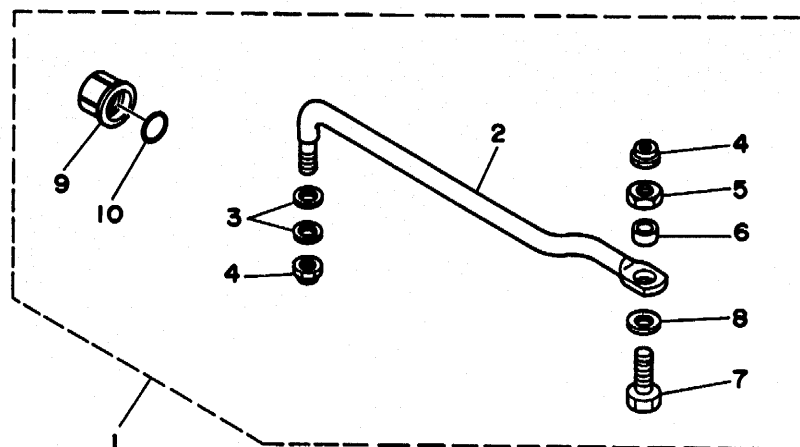


FWD  
62YJA-5240



FIG. 26 ALTERNATE 1 (STEERING GUIDE ATTACHMENT)  
 FIG. 26 OPTIONNELLES 1 (FIXATIONS DE DIRECTION)

REF. NO.	PART NO. NO. PIECES	DESCRIPTION DESCRIPTION	Q'TY QTE	REMARKS REMARQUES
1	63D-61350-00	STEERING GUIDE ATTACHMENT KIT FIXATIONS DE DIRECTION	1	
2	63D-61351-00	.ROD, STEERING LINK .RENOI DE DIRECTION	1	
3	90201-10M20	.WASHER, PLATE .RONDELLE, PLATE	2	
4	90185-09M01	.NUT, SELF-LOCKING .ECROU, AUTO-BLOCANT	2	
5	90170-09M03	.NUT .ECROU	1	
6	90387-10M42	.COLLAR .COLLERETTE	1	
7	90101-09M01	.BOLT .BOULON	1	
8	90201-10M63	.WASHER, PLATE .RONDELLE, PLATE	1	
9	6E5-43145-00	.CAP, CLAMP BRACKET .CAPUCHON, PRESSE	1	
10	93210-16275	.O-RING .JOINT TORIQUE	1	



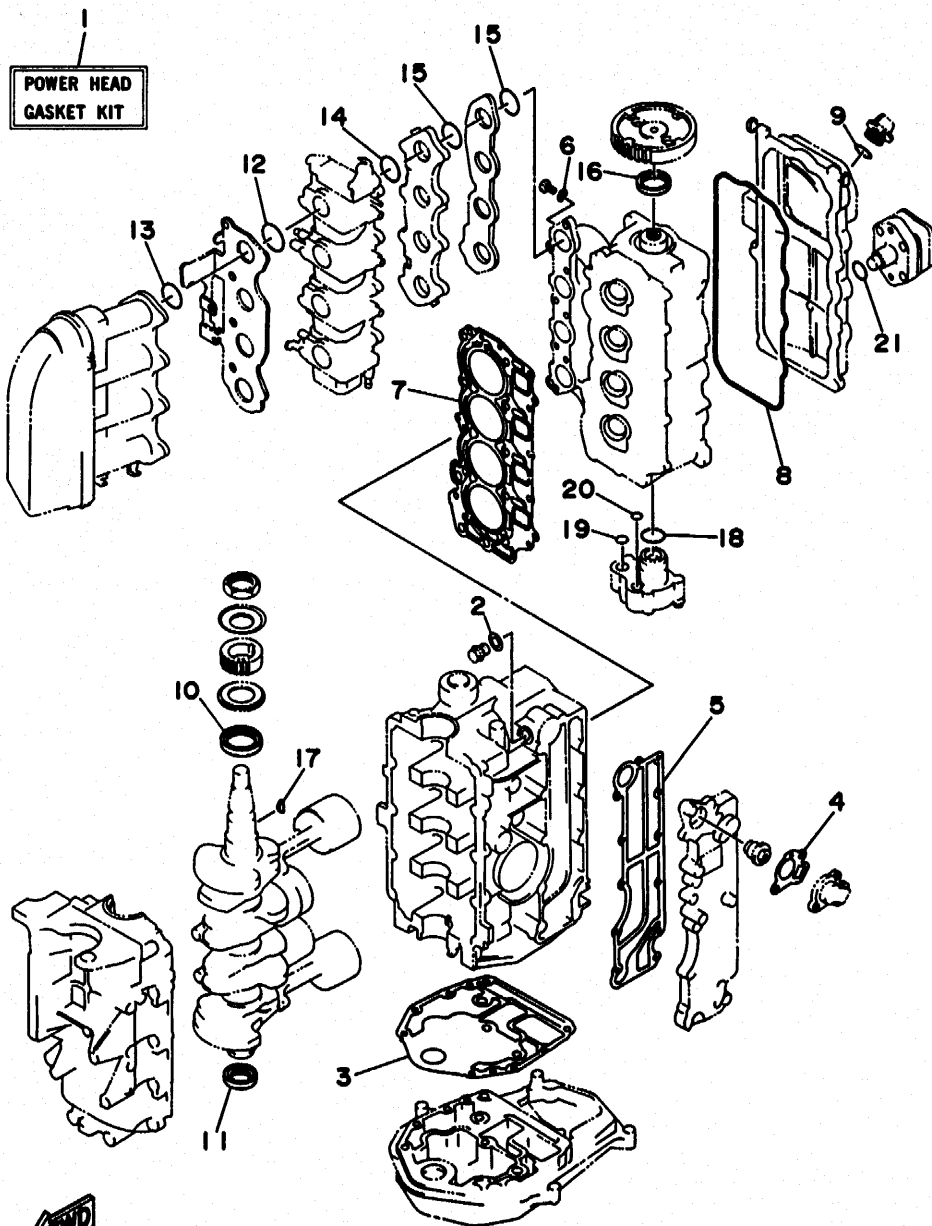


FIG. 27 REPAIR KIT 1

KITS DE REPARATION 1

REF. NO.	PART NO. NO. PIECES	DESCRIPTION DESCRIPTION	Q'TY QTE	REMARKS REMARQUES
1	62Y-W0001-00	POWER HEAD GASKET KIT POCHETTE DE JOINTS TETE MOTRICE	1	
2	90430-14115	.GASKET .JOINT	1	
3	62Y-11351-00	.GASKET, CYLINDER .JOINT, D'EMBASE	1	
4	62Y-12414-00	.GASKET, COVER .JOINT, COUVERCLE	1	
5	62Y-41114-00	.GASKET, EXHAUST OUTER COVER .JOINT, COUVERCLE D'ECHAPPEMEN	1	
6	90430-06014	.GASKET .JOINT	1	
7	62Y-11181-00	.GASKET, CYLINDER HEAD 1 .JOINT, DE CULASSE 1	1	
8	62Y-11356-00	.SEAL, CYLINDER 2 .JOINT, SPY CYLINDRE	1	
9	93210-25070	.O-RING .JOINT TORIQUE	1	
10	93102-43M42	.OIL SEAL .JOINT SPY	1	
11	93102-35M41	.OIL SEAL .JOINT SPY	1	
12	93210-35M86	.O-RING .JOINT TORIQUE	4	
13	93210-38MH3	.O-RING .JOINT TORIQUE	4	
14	93210-30MH4	.O-RING .JOINT TORIQUE	4	
15	93210-35M86	.O-RING .JOINT TORIQUE	8	
16	93102-37M40	.OIL SEAL .JOINT SPY	1	
17	90280-04M06	.KEY, WOODRUFF .CLAVETTE, DEMI-LUNE	1	
18	93210-33MH2	.O-RING .JOINT TORIQUE	1	
19	93210-12MG9	.O-RING .JOINT TORIQUE	1	
20	93210-14515	.O-RING .JOINT TORIQUE	1	
21	93210-25070	.O-RING .JOINT TORIQUE	1	

**FWD**  
62YJA-5270

CARBURETOR  
REPAIR KIT

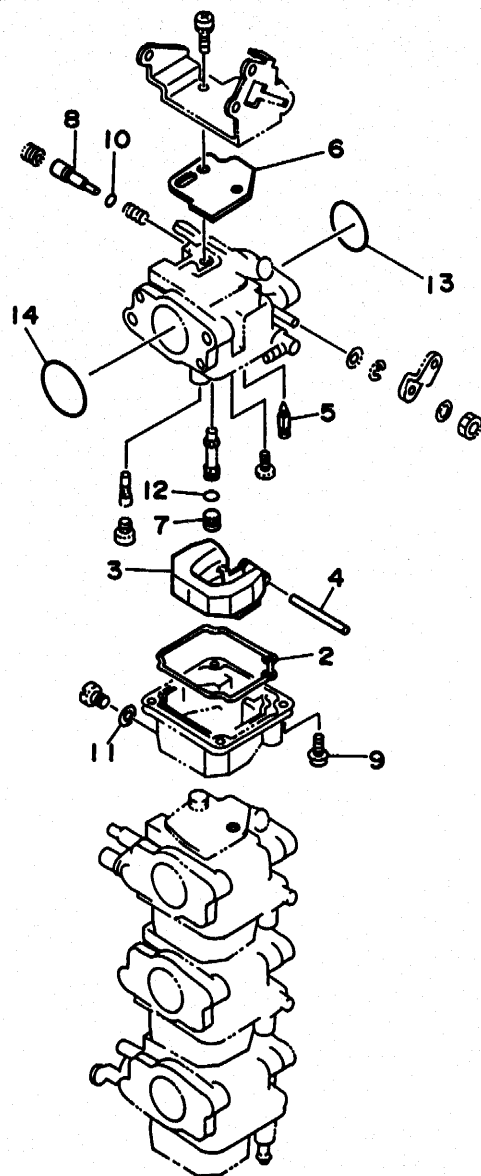


FIG. 28 REPAIR KIT 2

KITS DE REPARATION 2

REF. NO.	PART NO. NO. PIECES	DESCRIPTION DESCRIPTION	Q'TY QTE	REMARKS REMARQUES
1	62Y-W0093-00	CARBURETOR REPAIR KIT KIT DE REPARATION CARBURATEUR	1	
2	6L2-14384-00	.GASKET, FLOAT CHAMBER .JOINT, CUVE DE FLOTTEUR	1	
3	6L2-14385-00	.FLOAT .FLOTTEUR	1	
4	6E5-14386-01	.PIN, FLOAT .AXE, FLOTTEUR	1	
5	6L2-14392-00	.VALVE, NEEDLE .POINTEAU	1	
6	62Y-14399-00	.VALVE, BIMETAL .CLAPET, BILAME	1	
7	62Y-14355-00	.NOZZLE, MAIN 2 .PUITS D'AIGUILLE	1	
8	12V-14105-00	.PILOT SCREW SET .JEU DE VIS DE RICHESSE	1	
9	97980-04112	.SCREW, WITH WASHER .VIS, AVEC RONDELLE	4	
10	5H0-14397-00	.O-RING .JOINT TORIQUE	1	
11	62Y-14398-00	.GASKET .JOINT	1	
12	6F5-14397-00	.O-RING .JOINT TORIQUE	1	
13	93210-30MH4	.O-RING .JOINT TORIQUE	4	
14	93210-35M86	.O-RING .JOINT TORIQUE	4	



62YJA-5280

B6

**FWD**  
62YJA-5290

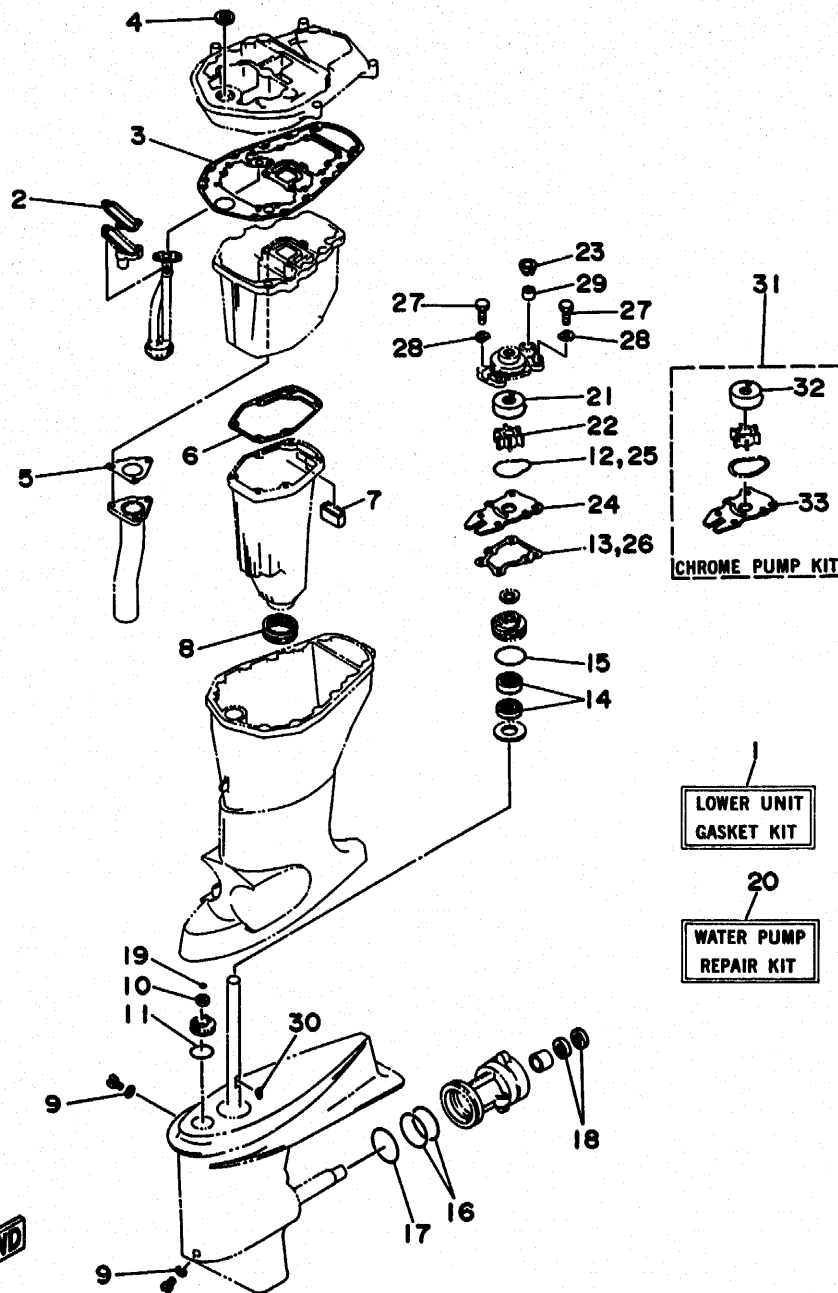
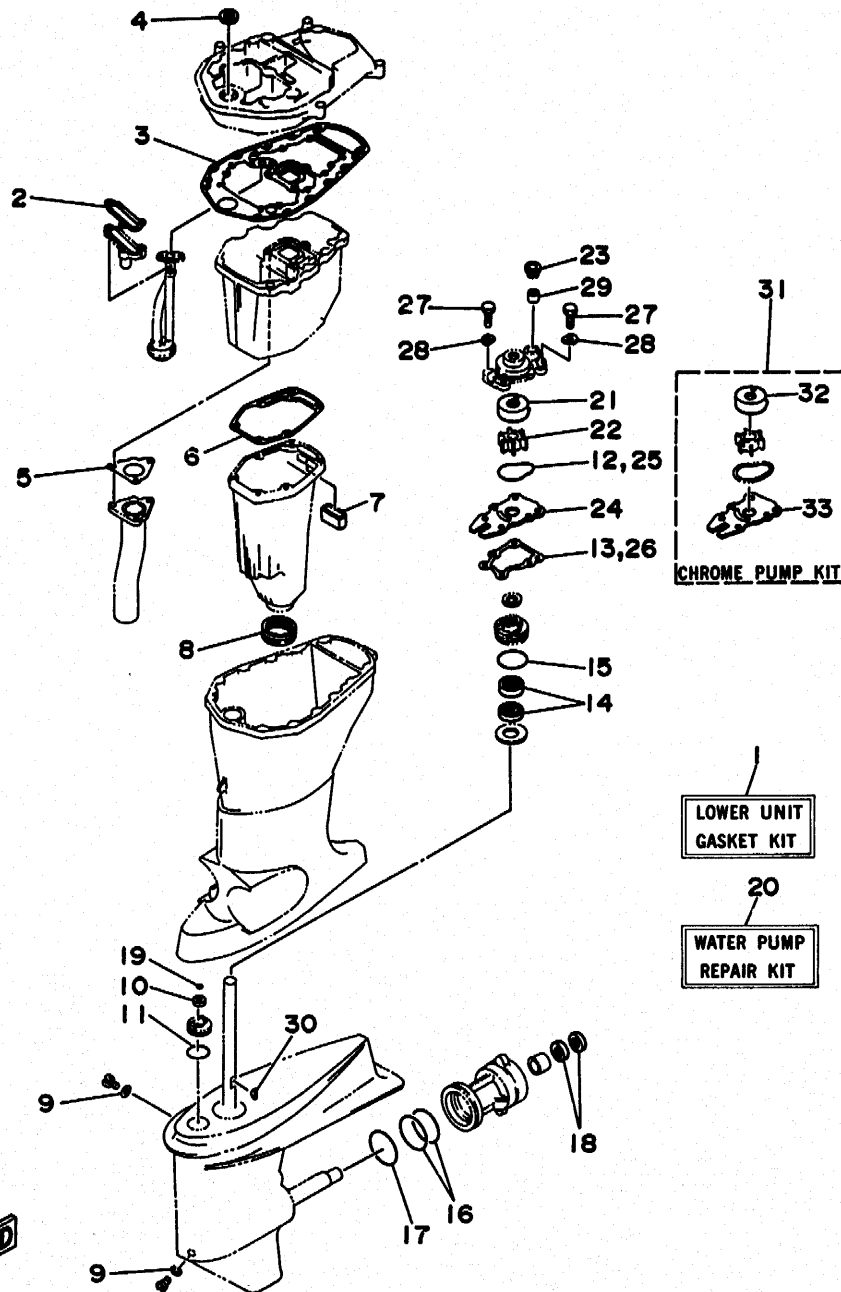


FIG. 29 REPAIR KIT 3 (F50A/F45A)  
FIG. 29 KITS DE REPARATION 3 (F50A/F45A)

REF. NO.	PART NO. NO. PIECES	DESCRIPTION DESCRIPTION	Q'TY QTE	REMARKS REMARQUES
1	62Y-W0001-20	LOWER UNIT GASKET KIT POCHETTE DE JOINTS EMBASE	1	
2	62Y-13475-00	.GASKET .JOINT	1	
3	62Y-15312-00	.GASKET, OIL PAN .JOINT DE VENTILATEUR D'HUILE	1	
4	93101-16M36	.OIL SEAL .JOINT SPY	1	
5	62Y-41133-00	.GASKET, EXHAUST MANIFOLD 1 .JOINT, PIPE D'ECHAPPEMENT	1	
6	62Y-41134-00	.GASKET, EXHAUST MANIFOLD .JOINT, PIPE D'ECHAPPEMENT	1	
7	62Y-45127-00	.SEAL .JOINT	1	
8	663-45123-00	.GASKET, MUFFLER .JOINT, POT DE DETENTE	1	
9	90430-08020	.GASKET .JOINT	2	
10	93106-09014	.OIL SEAL .JOINT SPY	1	
11	93210-33MG4	.O-RING .JOINT TORIQUE	1	
12	93210-59MG7	.O-RING .JOINT TORIQUE	1	
13	63D-44316-00	.GASKET, WATER PUMP .JOINT, POMPE A EAU	1	
14	93101-25M57	.OIL SEAL .JOINT SPY	2	
15	93210-48MG8	.O-RING .JOINT TORIQUE	1	
16	93210-74MG5	.O-RING .JOINT TORIQUE	2	
17	93210-69MG6	.O-RING .JOINT TORIQUE	1	
18	93101-22067	.OIL SEAL .JOINT SPY	2	
19	93210-07540	.O-RING .JOINT TORIQUE	1	
20	63D-W0078-00	WATER PUMP REPAIR KIT KIT DE REPARATION DE LA POMPE A EAU	1	
21	63D-44322-00	.INSERT, CARTRIDGE .CUVETTE	1	
22	6H3-44352-00	.IMPELLER .TURBINE	1	
23	63D-44312-00	.COVER, WATER PUMP HOUSING .COUVERCLE	1	
24	63D-44323-00	.OUTER PLATE, CARTRIDGE .PLAQUE EXTERIEURE	1	
25	93210-59MG7	.O-RING .JOINT TORIQUE	1	
26	63D-44316-00	.GASKET, WATER PUMP .JOINT, POMPE A EAU	1	
27	97095-08030	.BOLT .BOULON	4	
28	90209-08M02	.WASHER .RONDELLE	4	

FIG. 29 REPAIR KIT 3 (F50A/F45A)  
 FIG. 29 KITS DE REPARATION 3 (F50A/F45A)

REF. NO.	PART NO. NO. PIECES	DESCRIPTION DESCRIPTION	Q'TY QTE	REMARKS REMARQUES
29	663-44366-00	.DAMPER, WATER SEAL .JOINT, TUBE D'EAU	1	
30	90280-03024	.KEY, WOODRUFF .CLAVETTE, DEMI-LUNE	1	
31	63D-W0078-0A	CHROME PUMP KIT KIT DE POMPE A EAU CHROMEE	1	
32	63D-44322-40	.INSERT, CARTRIDGE .CUVETTE	1	
33	63D-44323-40	.OUTER PLATE, CARTRIDGE .PLAQUE EXTERIEURE	1	



62YJA-5290

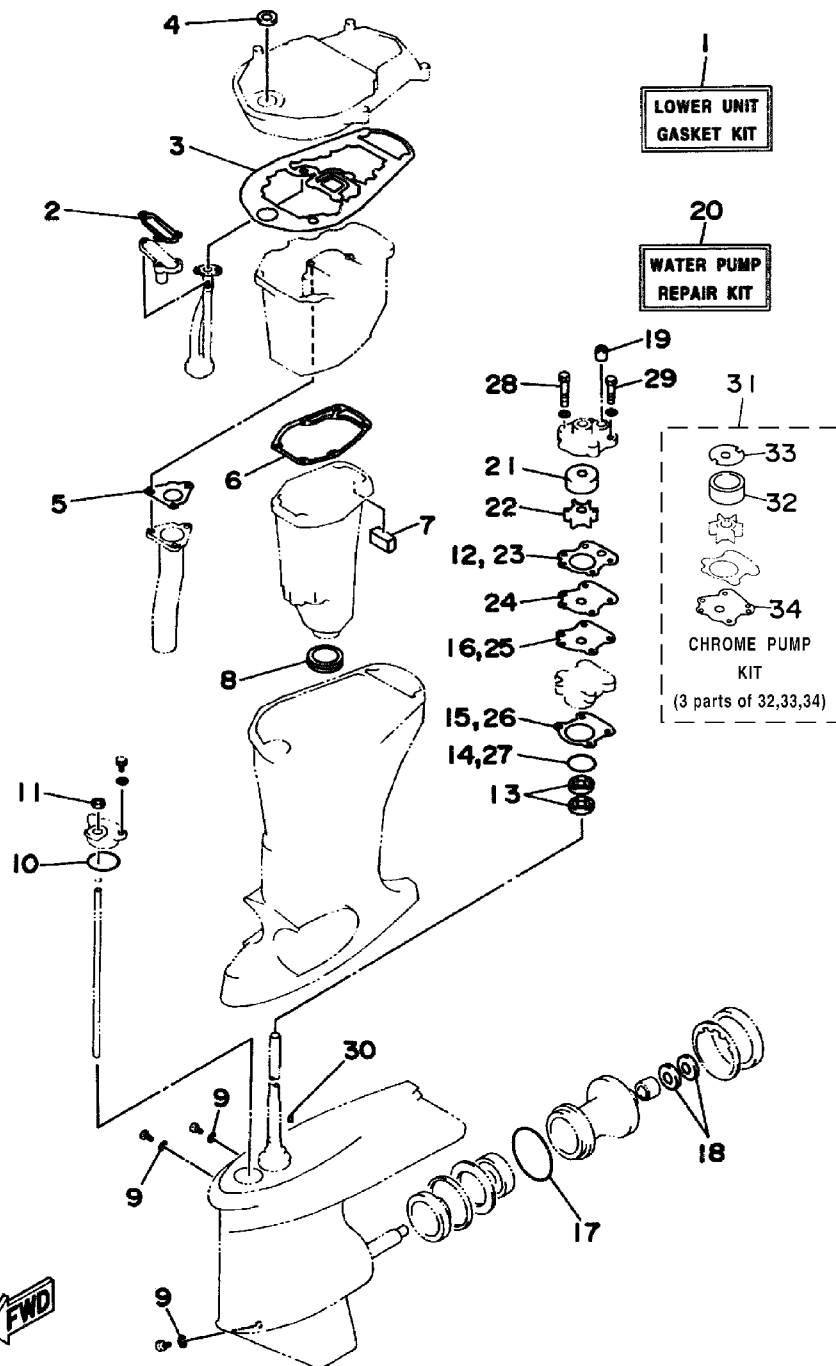
227-012

C1

FIG. 30 REPAIR KIT 4 (F50B)

KITS DE REPARATION 4 (F50B)

REF. NO.	PART NO. NO. PIECES	DESCRIPTION DESCRIPTION	Q'TY QTE	REMARKS REMARQUES
1	64J-W0001-20	LOWER UNIT GASKET KIT POCHETTE DE JOINTS EMBASE	1	
2	62Y-13475-00	.GASKET .JOINT	1	
3	62Y-15312-00	.GASKET, OIL PAN .JOINT DE VENTILATEUR D'HUILE	1	
4	93101-16M36	.OIL SEAL .JOINT SPY	1	
5	62Y-41133-00	.GASKET, EXHAUST MANIFOLD 1 .JOINT, PIPE D'ECHAPPEMENT	1	
6	62Y-41134-00	.GASKET, EXHAUST MANIFOLD .JOINT, PIPE D'ECHAPPEMENT	1	
7	62Y-45127-00	.SEAL .JOINT	1	
8	663-45123-00	.GASKET, MUFFLER .JOINT, POT DE DETENTE	1	
9	90430-08020	.GASKET .JOINT	3	
10	93210-49046	.O-RING .JOINT TORIQUE	1	
11	93106-09014	.OIL SEAL .JOINT SPY	1	
12	6H3-44315-A0	.GASKET, WATER PUMP .JOINT, POMPE A EAU	1	
13	93101-23070	.OIL SEAL .JOINT SPY	2	
14	93210-46044	.O-RING .JOINT TORIQUE	1	
15	688-44316-A0	.GASKET, WATER PUMP .JOINT, POMPE A EAU	1	
16	6H3-44324-A0	.GASKET, CARTRIDGE .JOINT	1	
17	93210-85M97	.O-RING .JOINT TORIQUE	1	
18	93101-25M03	.OIL SEAL .JOINT SPY	2	
19	663-44366-00	.DAMPER, WATER SEAL .JOINT, TUBE D'EAU	1	
20	6H3-W0078-01	WATER PUMP REPAIR KIT KIT DE REPARATION DE LA POMPE A EAU	1	
21	663-44322-00	.INSERT, CARTRIDGE .CUVETTE	1	
22	6H3-44352-00	.IMPELLER .TURBINE	1	
23	6H3-44315-A0	.GASKET, WATER PUMP .JOINT, POMPE A EAU	1	
24	6H3-44323-00	.OUTER PLATE, CARTRIDGE .PLAQUE EXTERIEURE	1	
25	6H3-44324-A0	.GASKET, CARTRIDGE .JOINT	1	
26	688-44316-A0	.GASKET, WATER PUMP .JOINT, POMPE A EAU	1	
27	93210-46044	.O-RING .JOINT TORIQUE	1	
28	97095-08045	.BOLT .BOULON	2	

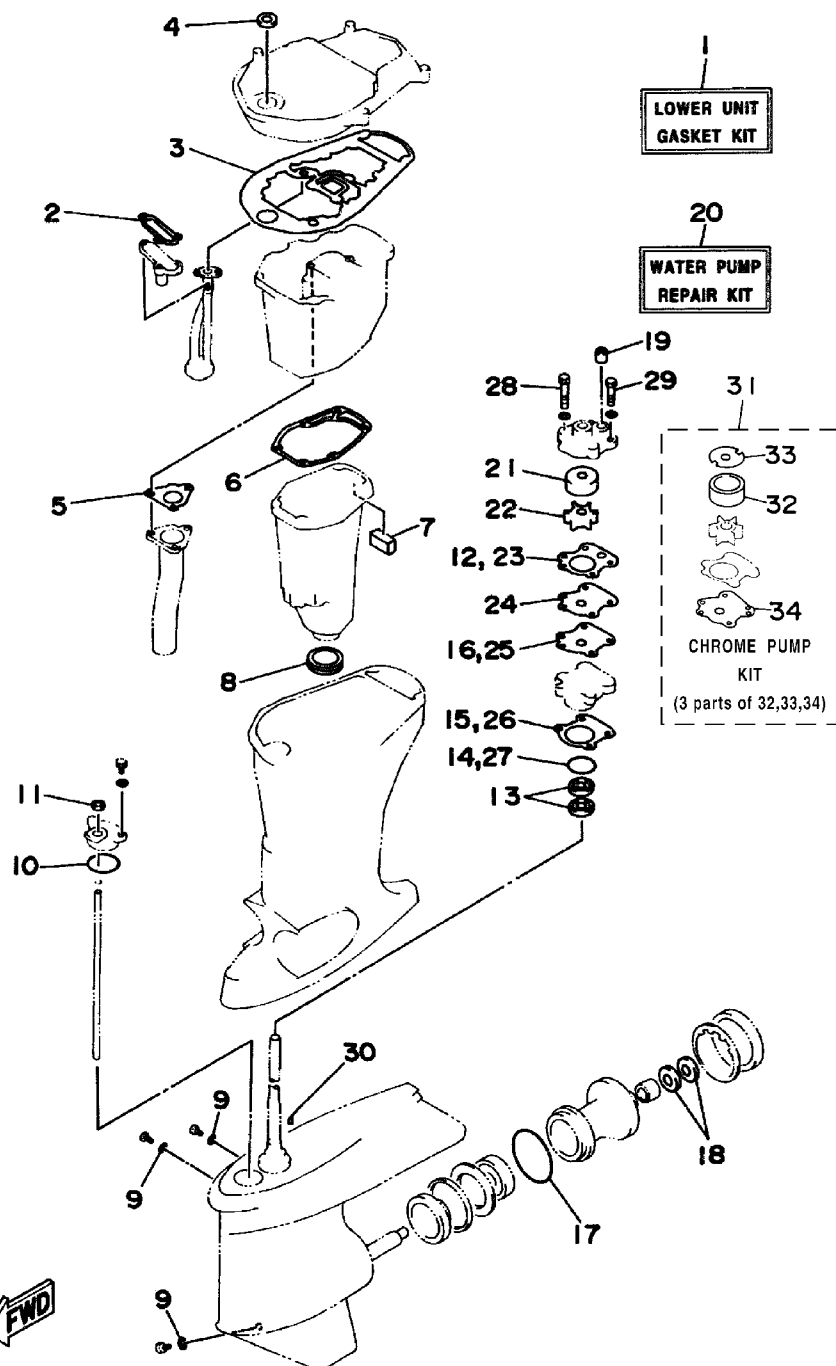


64JUS-5330

FIG. 30 REPAIR KIT 4 (F50B)

KITS DE PEPARATION 4 (F50B)

REF. NO.	PART NO. NO. PIECES	DESCRIPTION DESCRIPTION	Q'TY QTE	REMARKS REMARQUES
29	97095-08055	.BOLT .BOULON	2	
30	90280-03M03	.KEY, WOODRUFF .CLAVETTE, DEMI-LUNE	1	
31	6H3-W0078-0A	CHROME PUMP KIT KIT DE POMPE A EAU CHROMEE	1	
32	670-44322-01	.INSERT, CARTRIDGE .CUVETTE	1	
33	670-44321-00	.INNER PLATE, CARTRIDGE .CUVETTE	1	
34	6H3-44323-40	.OUTER PLATE, CARTRIDGE .PLAQUE EXTERIEURE	1	



64JUS-5330

NUMERICAL INDEX  
INDEX NUMERIQUE

PART NO. NO. PIECES	REF. NO.	PART NO. NO. PIECES	REF. NO.	PART NO. NO. PIECES	REF. NO.	PART NO. NO. PIECES	REF. NO.	PART NO. NO. PIECES	REF. NO.	PART NO. NO. PIECES	REF. NO.
62Y-W0001-00	27- 1	62Y-12111-00	4- 1	62Y-14321-00	7-40	62Y-14429-10	6-25	62Y-24413-00	10-18	62Y-42652-00	11- 4
62Y-W0001-20	29- 1	51Y-12114-00	4- 4	664-14321-01	7-45	62Y-14440-00	5- 5	6A0-24421-01	10-19	62Y-42677-00	11-10
64J-W0001-20	30- 1	62Y-12116-00	4- 3	62Y-14323-10	7-17	62Y-14475-00	7-22	62Y-24423-00	10-21	62Y-42677-10	11-10
62Y-W0070-00	11-12	30X-12117-00	4- 5	6A0-14325-00	10-26	62Y-14475-10	6-30	62Y-24444-00	10-24	62Y-42678-00	11-11
6H3-W0078-0A	30-31	30X-12118-00	4- 6	664-14327-01	7-46	62Y-14485-00	2-20	62Y-24452-00	10-28	62Y-42678-10	11-11
6H3-W0078-01	30-20	51Y-12119-00	4- 7	30X-14334-00	7-18	62Y-14487-00	6-22	62Y-24454-00	10-23	64J-42678-00	11-11
63D-W0078-0A	29-31	62Y-1212A-00	6-28	62Y-14341-00	7-13	62Y-14555-00	6-34	62Y-24471-00	10-25	62Y-42681-00	11-13
63D-W0078-00	29-20	62Y-12121-00	4- 2	62Y-14341-10	7-13	62Y-14567-00	6-14	61N-24521-00	10- 8	62Y-42682-00	11-14
62Y-W009A-00-4D	2- 1	62Y-12146-00	4- 8	62Y-14342-21	7-15	62Y-14573-00	7-48	61N-24560-00	10- 6	62Y-42711-00-4D	12- 1
62Y-W009A-10-4D	2- 1	62Y-12151-00	4- 9	62Y-14343-52	7-14	62Y-14578-00	6-35	61N-24563-00	10- 7	62Y-42711-10-4D	12- 1
62Y-W009B-00-4D	1- 1	62Y-12158-00	4-11	62Y-14343-56	7-14	62Y-14585-00	6- 3	62Y-24566-00	10-10	62Y-42715-00	16- 8
62Y-W0093-00	28- 1	62Y-12159-00	4-10	62Y-14349-00	6-20	62Y-14585-10	6- 4	6G8-26363-00	16-31	62Y-42716-00	12- 8
62Y-11111-00-94	2- 2	62Y-12171-00	8- 2	62Y-14349-10	6-18	62Y-14585-20	6- 5	62Y-28100-00	10-35	6E5-42724-00	12- 9
62Y-11111-10-94	2- 2	62Y-12216-00	4-14	62Y-14349-20	6-19	62Y-14585-30	6-13	62Y-41113-00-9M	1-17	62Y-42725-00	12-18
62Y-11119-00	2-27	62Y-12238-00	4-12	62Y-14349-30	6-21	62Y-14585-40	6-16	62Y-41114-00	1-19	6H4-42726-00	12-32
62Y-11133-10	2- 3	62Y-12279-00	4-13	50M-14355-00	7-33	62Y-14585-50	6-26		27- 5	688-42726-10	12-32
62Y-11168-00	2-21	6G8-12411-02	1-11	62Y-14355-00	7-16	62Y-14592-00	6- 8	62Y-41131-00	17- 3	6H3-42727-00	12-31
62Y-11181-00	2-14	6H3-12413-00-9M	1-12		28- 7	62Y-14596-00	6-31	62Y-41133-00	17- 4	62Y-42727-00	12-19
	27- 7	62Y-12414-00	1-13	6A1-14356-00	7-23	62Y-14597-00	7-47		29- 5	62Y-42738-00-5B	12-17
62Y-11191-00-9M	2-19		27- 4	6L2-14357-00	7-32	62Y-14711-00-5B	17- 7		30- 5	62Y-42741-00-4D	12-22
6J8-11325-00	2- 5	62Y-12481-00	1-18	62Y-14360-00	6-33	62Y-14901-00	7- 1	62Y-41134-00	17-10	62Y-42815-00	12-11
6H3-11327-00-94	2- 7	62Y-13131-00	10-22	654-14363-01	7-24	62Y-14901-10	7- 1		29- 6	62Y-42828-00-4D	12-10
62Y-11328-00	2- 6	62Y-13300-00	8-17	62Y-14368-01	2-32	62Y-14902-00	7- 2		30- 6	63D-43111-00-4D	13- 1
62Y-11351-00	1-10	62Y-13411-00	9- 6	62Y-14369-00	6- 1	62Y-14902-10	7- 2	62Y-41137-00-94	17- 1	63D-43112-00-4D	13- 2
	27- 3	3FV-13440-00	1-15	62Y-14372-10	7-14	62Y-14903-00	7- 3	6F5-41237-00	16-17	6E5-43126-02	13-38
62Y-11356-00	2-24	62Y-13471-00	9-14	62Y-14379-00	7-42	62Y-14903-10	7- 3	6H1-41237-00	16-19	63D-43128-01-4D	13- 5
	27- 8	62Y-13475-00	9- 3	62Y-14380-00	6- 9	62Y-14904-00	7- 4	6H4-41237-00	16-19	63D-43131-00	13-14
62Y-11411-00	3- 3		29- 2	62Y-14381-00	7- 5	62Y-14904-10	7- 4	62Y-41241-00	16-18	6G5-43144-00	13-28
62Y-11416-00	3- 4		30- 2	62Y-14381-10	7-38	62Y-15100-00-94	1- 2	62Y-41241-10	16-18	6E5-43145-00	26- 9
62Y-11416-10	3- 4	62Y-13586-00-94	5- 1	62Y-14383-00	7-27	62Y-15311-00-5B	9-10	6F5-41252-01	6- 6	6G5-43145-00	13-18
62Y-11416-20	3- 4	12V-14105-00	7-17	6L2-14384-00	7- 6	62Y-15312-00	9-11		6-29	6G5-43148-00	13-24
62Y-11536-00	8-13		28- 8		28- 2		29- 3		7-43	688-43160-01	13-29
62Y-11537-00	8- 3	6L2-14157-00	7-34	6L2-14385-00	7- 7		30- 3	62Y-41262-00	6-17	688-43165-00	13-30
62Y-11557-00	8-14		7-37		28- 3	62Y-15316-00	9-13		7-44	62Y-43170-00-4D	13-33
62Y-11575-00	9- 2		7-39	6E5-14386-01	7- 8	62Y-15362-00	9- 1	6E5-42137-10	16-35	6H5-43181-03	13-19
62Y-11590-00	8- 8	62Y-14157-00	7-11		28- 4	6G8-15363-00	2-36	62Y-42154-00	16-21	6H5-43185-03	13-20
62Y-11603-00	3- 9	62Y-14159-00	7-35	6L2-14392-00	7- 9	62Y-15373-00	5-12	62Y-42159-00	16-34	63D-43311-10-4D	13-12
62Y-11604-00	3- 9	62Y-14175-00	6-11		28- 5	1UF-22434-00	15-20	62Y-42171-00	16-22	682-43318-01	13-36
62Y-11605-00	3- 9	62Y-14175-10	6-12	5H0-14397-00	7-25	62X-22471-00	15-12	62Y-42335-00	16-27	63D-43631-00	13-35
62Y-11631-00-96	3- 8	646-14212-01	7-30		28-10	6G1-24304-02	10- 1	62Y-42335-10	16-27	63D-43691-00	13-34
62Y-11633-00	3-10		7-41	6F5-14397-00	7-31	62Y-24311-00	5-17	63D-42510-10-4D	14- 1	62X-4380F-00	15-74
62Y-11635-00	3- 8	62Y-14255-00	6-23		28-12	62Y-24313-00	5-19	62Y-42610-00-4D	11- 1	62X-4380H-00	15-80
62Y-11636-00	3- 8	62Y-14258-00	6-27	62Y-14398-00	7-28	61N-24329-00	12-30	62Y-42610-10-4D	11- 1	62X-4380K-00	15- 3
62Y-11650-00	3- 5	62Y-14267-00	7-36		28-11	62Y-24374-00	10-30	64J-42610-00-4D	11- 1	62X-4380L-00	15-27
62Y-11654-00	3- 6	62Y-14271-00	5-28	62Y-14399-00	7-12	62Y-24378-00	5-26	62Y-42613-00-4D	11- 2	62X-43800-00-4D	15- 1
62Y-11656-00	3- 7	62Y-14276-00	7-26		28- 6	688-24378-00	5-20	62Y-42615-00	11-15	6T4-43802-01	15-38
62Y-11656-10	3- 7	62Y-14291-00	6- 7	62Y-14413-00	2-33	62Y-24410-00	10-17	61N-42628-00	11-16	62X-43804-00	15-70
62Y-11656-20	3- 7	62Y-14321-00	7-19	62Y-14429-00	6-10	62Y-24411-00	10-20	62Y-42651-00	11- 8	62X-43805-00	15-69



**NUMERICAL INDEX  
INDEX NUMERIQUE**

PART NO. NO. PIECES	REF. NO.	PART NO. NO. PIECES	REF. NO.	PART NO. NO. PIECES	REF. NO.	PART NO. NO. PIECES	REF. NO.	PART NO. NO. PIECES	REF. NO.	PART NO. NO. PIECES	REF. NO.
62X-43807-00	15-75	62Y-44117-00-4D	16- 2	663-44366-00	21-14	688-45384-00	20-65	688-45587-01-12	20- 5	63D-48511-00-4D	14-39
62X-43810-00	15- 4	62Y-44120-00	16- 7		29-29	62Y-45501-10	18-36	688-45587-01-15	20- 5	6H3-48538-00	16-33
62X-43814-00	15-14	62Y-44121-00	16- 1		30-19	64J-45501-10	20-40	688-45587-01-18	20- 5	63D-61350-00	26- 1
6H1-43816-00	15-49	688-44122-00	16-15	663-44367-00	19- 2	6H4-45536-00	18- 4	688-45587-01-30	20- 5	63D-61351-00	26- 2
6H1-43817-01	15-34	62Y-44135-00	16-24		21- 2	688-45536-01	20- 4	688-45587-01-40	20- 5	62Y-81337-00	22-12
62X-4382L-00	15-54	6K5-44144-00	20-52	6H3-44391-01	12- 2	6H4-45551-01	18-37	688-45587-01-50	20- 5	6K7-81338-01	22-13
6H1-43829-00	15-43	63D-44144-00	18-52	62Y-44514-00-4D	14-25	6K5-45551-00	20-41	63D-45611-00	18-55	6E5-81800-12	23- 1
62X-4383A-00	15-57	663-44151-00	18-51	62Y-44514-20-4D	14-25	6H4-45560-01	18-39	688-45611-01	20-44	6E5-81801-10	23- 6
62X-43830-00	15-44		20-51	63D-44526-00	14-27	6K5-45560-00	20-43	63D-45631-00	18-57	6E5-81807-11	23-11
6H1-43831-10	15-36	6E0-44191-11	5-38	663-44551-02-4D	14- 9	663-45567-01-10	18-41	688-45631-01	20-45	6E5-81809-10	23- 3
6H1-4384F-10	15-46	6H3-44311-00	20-25	663-44552-00-94	14-17	663-45567-01-12	18-41	663-45633-00	18-62	6E5-81810-10	23- 4
6H1-4384G-11	15-15	63D-44311-00	18-21	62Y-44553-00-4D	14-22	663-45567-01-15	18-41	688-45633-00	20-50	6E5-81813-10	23- 8
	15-51	63D-44312-00	19-19	679-44555-00-94	14-11	663-45567-01-18	18-41	663-45634-00	18-58	6E5-81820-11	23- 9
62X-4384H-00	15-19		29-23	62Y-45111-00-4D	17-13	663-45567-01-30	18-41	688-45634-00	20-46	62Y-81822-00-94	24- 9
62X-43840-00	15- 2	6H3-44315-A0	20-27	663-45123-00	17-12	663-45567-01-40	18-41	63D-45635-00	18-60	6E5-81824-00	23-10
62X-43841-00	15-42		30-12		29- 8	663-45567-01-50	18-41	688-45635-00	20-48	6E5-81826-10	23-15
6H1-43844-10	15-47		30-23		30- 8	688-45567-01-10	20- 7	663-45930-00-98	19-25	6E5-81830-10	23-13
6T4-43849-00	15-67	63D-44316-00	18-27	62Y-45127-00	17-11	688-45567-01-12	20- 7	6E5-45941-00-EL	21-20	688-81831-00	23-14
6H1-4385H-00	15-35		29-13		29- 7	688-45567-01-15	20- 7	663-45941-01-EL	19-25	6E5-81840-10	23- 7
61A-4385H-00	15-62		29-26		30- 7	688-45567-01-18	20- 7	6E5-45943-00-EL	21-20	6E5-81847-10	23- 5
62X-4385M-00	15-28	688-44316-A0	20-33	62Y-45151-00	17-16	688-45567-01-30	20- 7	6H5-45943-00-EL	19-25	6E5-81850-11	23- 2
6H1-43855-11	15-52		30-15	6H3-45155-00	17-19	688-45567-01-40	20- 7	6E5-45945-01-EL	21-20	61H-81857-00	23-12
6H1-43856-10	15-48		30-26	63D-45214-00	18-10	688-45567-01-50	20- 7	6H5-45945-00-EL	19-25	6G1-81941-10	25- 5
62X-4386K-00	15-76	670-44321-00	30-33	688-45214-02	20-12	6H4-45571-01	18-42	663-45945-02-EL	19-25	6L2-81945-00	25- 7
62X-43860-00	15-58	63D-44322-00	18-22	63D-45215-00	18-11	6K5-45571-00	20-55	6E5-45947-00-EL	21-20	6H2-81949-01	25-26
62X-43861-00	15- 5		29-21	688-45215-02	20-13	688-45576-00	20-59	663-45947-02-EL	19-25	61A-81949-00	25-27
62X-43862-00	15- 6	63D-44322-40	29-32	63D-45251-00	13- 6	63D-45577-00-10	18-46	6E5-45949-00-EL	21-20	6H1-81950-00	25-23
62X-43864-00	15-24	663-44322-00	20-26	63D-45251-10	19-15	63D-45577-00-12	18-46	663-45949-01-EL	19-25	6G1-81952-00	25- 6
62X-43865-00	15-31		30-21	62Y-45300-10-4D	18- 1	63D-45577-00-15	18-46	6E5-45952-00-EL	21-20	62Y-81960-10	25-10
6H1-43866-00	15-39	670-44322-01	30-32	64J-45300-10-4D	20- 1	63D-45577-00-18	18-46	6H5-45952-00-EL	19-25	62Y-82105-00	25-16
62X-43866-00	15-32	6H3-44323-00	20-34	6H1-45301-12-4D	20- 2	63D-45577-00-30	18-46	663-45952-02-EL	19-25	6E5-82117-00	25-17
6H1-43867-00	15-40		30-24	63D-45301-01-4D	18- 2	63D-45577-00-40	18-46	6E5-45954-00-EL	21-20	682-82119-01	25-28
62X-43871-00	15- 8	6H3-44323-40	30-34	63D-45321-00	18-14	63D-45577-00-50	18-46	6E5-45956-00-EL	21-20	703-82119-00	14-36
6H1-43875-00	15-61	63D-44323-00	18-26	688-45321-00	20-16	688-45577-01-10	20-58	663-45956-01-EL	19-25	697-82127-01	14-24
61A-43875-00	15-16		29-24	688-45331-00-94	20-56	688-45577-01-12	20-58	6H5-45958-00-EL	19-25	6H1-82148-00	13- 9
62X-43875-00	15-21	63D-44323-40	29-33	688-45341-00	18- 9	688-45577-01-15	20-58	663-45958-01-EL	19-25		13-52
6T4-43876-00	15-66	6H3-44324-A0	20-35		20-10	688-45577-01-18	20-58	663-45970-60-98	19-25	63D-82148-00	13- 3
62X-43878-00	15-33		30-16	63D-45344-00	18-34	688-45577-01-30	20-58	697-45970-00-98	19-25	682-82151-00	25-20
62X-4388A-00	15-11		30-25	63D-45361-01-4D	18-43	688-45577-01-40	20-58	663-45972-60-98	19-25	6G5-82152-00	25-18
62X-43880-00	15-68	6H3-44341-00-94	20-30	664-45371-01	19-12	688-45577-01-50	20-58	663-45974-02-98	19-25	62X-82181-00	15-73
62X-43881-00	15-79	63D-44341-00	18-31	688-45371-02	21-12	663-45587-01-10	18- 5	663-45974-60-98	19-25	663-82317-01	22-14
62X-43888-00	15-26	6H3-44352-00	18-23	63D-45375-00	19- 6	663-45587-01-12	18- 5	663-45976-00-98	19-25	6G8-82370-20	24- 8
62X-43891-00	15-71		20-28	688-45375-00	21-11	663-45587-01-15	18- 5	663-45978-00-98	19-25	62Y-82504-00	24-12
62X-43892-00	15-72		29-22	663-45376-00-94	19- 5	663-45587-01-18	18- 5	663-45987-02	19-20	62Y-82560-01	24-13
6H1-43895-11	15-53		30-22		21-10	663-45587-01-30	18- 5	688-45987-02	21-15	63D-82563-10	25-31
6H1-43896-00	15-50	62Y-44361-00	19- 1	6E5-45378-00	18-17	663-45587-01-40	18- 5	670-45997-02	19-21	6E5-82587-00	25-32
62X-43899-00	15-17		21- 1		20-21	663-45587-01-50	18- 5	688-45997-01	21-16	6E9-82588-00	24-14
62Y-44116-01	16-28	663-44366-00	19-18	688-45383-02	20-64	688-45587-01-10	20- 5	62Y-46241-00	8- 7	62Y-82590-00	25-19

NUMERICAL INDEX  
INDEX NUMERIQUE

PART NO. NO. PIECES	REF. NO.	PART NO. NO. PIECES	REF. NO.	PART NO. NO. PIECES	REF. NO.	PART NO. NO. PIECES	REF. NO.	PART NO. NO. PIECES	REF. NO.	PART NO. NO. PIECES	REF. NO.
62Y-82590-10	25-19	90171-16011	19-23	90340-08M04	20- 9	90464-10M32	5-11	92990-05600	6-15	92995-06100	13- 8
688-82594-00	25-21		21-18	90340-14M06	1- 8	90464-16039	25-29		11- 6		15-30
6E5-83558-00	14-34	90179-06M24	11- 3	90344-51M01	1- 7	90465-06M28	24- 2		17-18		24- 6
6E5-83558-10	18-19	90179-06066	14-21	90386-05002	12-15	90465-08028	14-31		22- 8		25- 3
	20-23	90185-05904	20-15	90386-07M58	16-11	90465-11M10	5-10	92990-06600	1- 6		25-12
62Y-83614-00	25-33	90185-08045	14-28	90386-10M16	13-21		5-21		1-21	92995-08100	14-19
63D-83672-00	14-35	90185-09M01	26- 4	90386-10009	16-29		5-23		2- 9		14-30
437-83936-11	25-22	90185-10051	14- 8	90386-10025	13-22		5-25		2-18		19-14
	25-30	90185-22M11	13-17	90386-18M35	13-40		13-53		2-26		19-17
62Y-85510-00	22- 2	90201-06416	12- 5	90386-18M44	13-45		14-32		2-29	92995-08600	10-12
62Y-85540-01	25- 1	90201-083J8	15-82	90386-18M92	13-39		18-20		2-35		23-17
62Y-85540-10	25- 1	90201-10M06	8- 5	90386-22M15	13-15		20-24		5- 8		24-11
62Y-85550-01	22- 1	90201-10M20	26- 3	90386-30M60	14- 6	90465-13M11	14-38		5-33	92995-12200	13-47
62Y-85550-10	22- 1	90201-10M63	26- 8	90386-30M77	14- 4	90465-13M36	5-13		5-35	92995-18600	13-44
62Y-85561-00-94	22- 3	90201-12M16	14-12	90386-30M78	14- 3	90467-09M03	10- 5		8-22	93101-16M36	17- 2
62Y-85570-00	24- 1	90201-12426	13-48	90387-06M15	5-31		10-15		9- 5		29- 4
62Y-85580-00	22- 5	90201-13M19	14-14	90387-06M40	12-29	90467-10M04	5-14		9- 8		30- 4
62Y-85599-00	24-17	90201-17M00	21-17	90387-06M45	16-25		10-16		9-17	93101-22067	18-50
6E9-86111-01	6-36	90201-21M18	22-18	90387-06M69	12- 4		10-34		10- 3		29-18
90101-08M15	14-26	90201-22M03	13-16	90387-06M70	5- 6	90467-11044	15-56		10-33	93101-23070	20-31
90101-09M01	26- 7	90201-22429	18-56	90387-10M42	26- 6	90467-15M14	5-37		12-21		30-13
90101-12M65	13-46	90201-27M00	18-35	90401-20M00	1-16	90468-07M06	16-13		12-26	93101-25M03	20-62
90105-08M61	18-44	90201-30M00	14- 2	90430-06014	2-11	90468-18008	16-14		12-35		30-18
90105-10M67	21-13	90202-07M07	16-16		2-13		16-32		13-11	93101-25M57	18-32
90109-06M30	16-30	90202-12060	19- 3		27- 6	90480-09M12	12- 3		13-51		29-14
90109-06M64	8-12		21- 3	90430-08020	18- 8	90480-11224	5-24		16- 4	93102-08414	15-81
90109-06M65	2-12	90202-21100	14-13		20-11	90480-12072	22-15		16- 6	93102-35M41	3- 2
90109-08M63	4-15	90209-08M02	18-30		29- 9	90480-13M24	12-28		17- 6		27-11
90109-12261	14-15		20-39		30- 9	90480-25161	24- 4		17- 9	93102-37M40	8- 1
90116-08M14	24-19		29-28	90430-08143	2-31	90501-12M00	16- 9		20-20		27-16
90116-10175	14- 7	90240-05M19	12-14	90430-12072	19- 4	90501-14M08	14-20		22-10	93102-43M42	3- 1
90116-18M52	13-42	90249-05M30	12-12		21- 4	90501-16M01	18-59		24- 7		27-10
90119-08M01	1- 4	90249-06M19	13-25	90430-14115	1- 9	90501-16233	20-47		24-16	93106-09014	18-15
90119-08M76	23-18	90249-07M29	8-10		27- 2	90502-16M02	13-32		25- 4		20-18
90119-08M77	23-19	90250-06023	18-61	90445-07MF1	14-33	90506-14M24	13-26		25- 9		29-10
90119-08M79	17-14	90250-07M02	20-49	90445-07M31	18-18	90508-23M36	8- 9		25-13		30-11
90119-08M82	17-15	90266-06M02	11- 9		20-22	91318-04025	15-37		25-15	93210-06519	15-23
90119-08M84	19-11	90280-03M03	20-29	90445-07M38	5- 9	91490-16010	12-13		25-25		15-45
	21- 9		30-30	90445-09252	1-14		12-16	92990-08100	24-21	93210-06632	15-64
90119-09M00	2-16	90280-03024	18-25	90445-10M14	5-18		16-23	92990-08200	16-12	93210-07540	15-65
90142-05M06	18-12		29-30	90445-10M18	5-27	91490-30030	19-24	92990-10100	19- 9		18-53
90159-06M08	24-18	90280-04M06	8-16	90445-10M33	5-15	91490-40030	21-19		21- 7		20-53
90170-09M03	26- 5		27-17	90445-10M34	10- 4	91690-30012	13-31	92990-10600	19-10		29-19
90170-12138	18-38	90280-05049	22-16	90445-10M48	10-14	91690-30020	13-23		21- 8	93210-09350	15-41
90170-16M01	20-42	90282-04010	20-63	90445-13M85	5-16	91690-40010	15-22	92990-16200	19-22	93210-12MG9	8-19
90170-18M10	13-43	90338-04M17	5-29	90445-16M00	5-22	92907-04600	2-23	92995-06100	12- 7		27-19
90170-20137	22-17	90338-05M03	12-37	90464-07M41	24- 3	92990-04600	6-24		12-25	93210-14515	8-20
90170-35M32	8-15	90340-08M04	18- 7	90464-09M43	12-36	92990-05100	22- 7		12-34		9-15

NUMERICAL INDEX  
INDEX NUMERIQUE

PART NO. NO. PIECES	REF. NO.	PART NO. NO. PIECES	REF. NO.	PART NO. NO. PIECES	REF. NO.	PART NO. NO. PIECES	REF. NO.	PART NO. NO. PIECES	REF. NO.	PART NO. NO. PIECES	REF. NO.
93210-14515	27-20	93317-22204	18-49	97075-08030	14-29	97880-05020	15-77				
93210-16275	26-10	93317-325U0	20-61	97075-10040	21- 6	97885-06008	13- 4				
93210-18397	15-60	93332-000U3	20- 6	97095-05016	11- 5	97885-06016	14-23				
93210-25070	2-37	93332-000W7	20- 8	97095-06010	2-10		14-37				
	10-31	93332-00003	18-40		13-10	97890-05006	6- 2				
	27- 9	93332-00079	18- 6		13-27	97980-04108	6-32				
	27-21	93410-18M02	13-41		13-37	97980-04110	7-10				
93210-29M94	14- 5	93410-28M06	14-10		13-50	97980-04112	7-20				
93210-29375	15- 7	93430-04301	7-21	97095-06012	24-15		28- 9				
	15-25	93450-09M01	2- 4		25-14	98507-04010	2-22				
93210-30MH4	5- 4	93450-17129	3-11		25-34	98517-04012	15-78				
	27-14	93503-16010	15-18	97095-06014	25- 8	98580-05012	22- 6				
	28-13	93505-16024	16-10	97095-06016	2-34	98580-05016	17-17				
93210-32738	10- 9	93505-32038	15-59		15-29	98580-06025	12-24				
93210-33MG4	18-16	93604-08062	18-28		20-19		12-33				
	29-11	93604-10M03	20-36	97095-06020	2-28		22- 9				
93210-33MH2	8-18	93605-10108	15-63		12-20	98780-05545	20-14				
	27-18	93605-14143	8- 4		16- 3	98980-04006	7-29				
93210-35M86	5- 2	93606-12019	9-12		25- 2	99001-08600	18-54				
	5-30		19- 7	97095-06025	5-34		20-54				
	27-12		21- 5		9-16	99009-35500	15-13				
	27-15	93608-12M05	9- 9		10- 2	99530-08012	1- 3				
	28-14	93608-16M16	5-36		13- 7		2-15				
93210-38MH3	5- 3	93700-06M03	13-13		16- 5		22-11				
	27-13	94701-00375	2-38		17- 8						
93210-44383	15- 9	95024-06025	22- 4		25-11						
93210-46044	20-32	95380-03600	10-27		25-24						
	30-14	95380-05600	10-29	97095-06030	5-32						
	30-27		18-13		10-32						
93210-48MG8	18-33	95380-05700	16-20		12- 6						
	29-15	95380-06600	12-23		24- 5						
93210-48214	15-10	95380-08600	10-13	97095-06045	17- 5						
93210-49046	20-17		24-20	97095-06090	5- 7						
	30-10	95380-12600	13-49	97095-08014	2-30						
93210-52449	15-83	95380-12800	14-16		10-11						
93210-59MG7	18-24	95780-05300	11- 7	97095-08016	23-16						
	29-12	95895-06016	12-27	97095-08020	19-16						
	29-25	95895-06030	16-26	97095-08025	19-13						
93210-69MG6	18-48	95895-08020	8-11	97095-08030	18-29						
	29-17	95895-10040	8- 6		29-27						
93210-74MG5	18-47	97013-06020	2- 8	97095-08035	24-10						
	29-16		2-25	97095-08045	20-38						
93210-85M97	20-60	97013-06025	2-17		30-28						
	30-17		9- 4	97095-08055	20-37						
93306-001U1	18-45	97014-06016	9- 7		30-29						
93306-207U0	20-57	97014-06035	1- 5	97095-10040	19- 8						
93315-32224	18- 3		1-20	97313-06040	8-21						
93315-325V1	20- 3	97075-08025	14-18	97607-05210	15-55						