

**PARTS  
CATALOGUE  
CATALOGUE  
DE PIÈCES DÉTACHÉES**

**FT9.9A'99(6G8)**

---

**YAMAHA**  
**GENUINE**  
Parts & Accessories

1X6G8-300F1

**A1**

# FOREWORD

This Parts Catalogue is related to the parts for the model(s) in the below frame. When you are ordering replacement parts, please refer to this Parts Catalogue and quote both part numbers and part names correctly.

FT9.9A'99(6G8)

1. Modifications or additions which have been made after issue of the Parts Catalogue will be announced in the Yamaha Parts News.  
It is advisable that you make necessary corrections to the Parts Catalogue according to the Yamaha Parts News.

## 2. Abbreviations

The Following abbreviations are used in this Parts Catalogue.

"UR" Use specified parts number.

"UN" Use as many as needed.

"AP" Alternate Parts

"LM" Local Made  
(Parts need to be ordered locally)

"O/S" Over Size

3. Parts, which are to be supplied in an assembly, are listed with a dot(.) in front of the part name as shown below.

### EXAMPLE

CARBURETOR ASSY

.JET, PILOT

.NOZZLE, MAIN

## 4. Number of component for assembly

The numeral appearing to the right of each component part indicates the quantity of parts for each assembly unit.

### EXAMPLE

| PART NO.          | DESCRIPTION         | u | et | eh | REMARKS |
|-------------------|---------------------|---|----|----|---------|
| 6E0-85500-70      | C.D.I. MAGNETO ASSY | 1 |    |    |         |
| 6E0-85550-70      | .ROTOR ASSY         | 1 |    |    |         |
| 6E0-15723-00-94.. | PULLY, STARTER      | 1 |    |    |         |

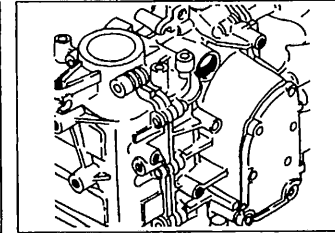
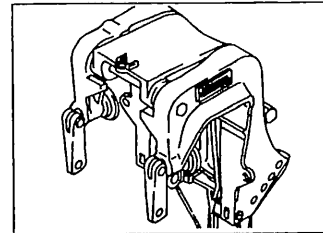
## 5. Quantity Column Information

| NAME for Q'TY COLUMN | APPLICABLE MODEL |
|----------------------|------------------|
| MH                   | FT9.9AMH         |
| EH                   | FT9.9AEH         |
| E                    | FT9.9AE          |

## 6. Applicable Serial No. and Color Code

### 1) Engine Sserial No.

|                                       |                                      |
|---------------------------------------|--------------------------------------|
| FT9.9AMH L : 304894 ~<br>X : 703594 ~ | FT9.9AE S : 101304 ~<br>L : 414328 ~ |
| FT9.9AEH L : 472697 ~<br>X : 788807 ~ | X : 762879 ~                         |



### 2) Color Code

| Color Code | Color Name                  | Abbreviation |
|------------|-----------------------------|--------------|
| 004D       | DARK BLUISH GRAY METALLIC 2 | DBNM2        |

7. Note that the illustrations for reference in funding parts numbers, not to be used for assembling. When assembling, pleas use the applicable service manual.

8. The asterisk (\*) before a reference number indicates modification items after the first edition.

# AVANT-PROPOS

Ce Catalogue de pièces détachées concerne les pièces pour le(s) modèle(s) indiqué(s) dans le cadre ci-dessous. Lorsque vous commandez des pièces de rechange, veuillez vous référer à ce catalogue de pièces détachées et indiquer clairement les numéros et les noms des pièces détachées.

FT9.9A'99(6G8)

1. Les modifications ou ajouts ayant été effectués après la parution du catalogue de pièces détachées seront décrits dans les Bulletins d'information Yamaha concernant les pièces détachées. Il est recommandé que vous apportiez les corrections nécessaires au catalogue des pièces détachées en vous référant aux Bulletins d'information Yamaha.

2. Abréviations

Dans ce catalogue, les abréviations suivantes sont utilisées:

- "UR" Utiliser le numéro des pièces.
- "UN" Utiliser autant que nécessaire.
- "AP" Pièces de substitution
- "LM" Fabrication locale (les pièces doivent être commandées localement.)

3. Dans ce catalogue, les pièces qui sont fournies dans un ensemble sont précédées d'un point (.) de la manière indiquée ci-dessous.

EXEMPLE

- ENS CARBURATEUR
- .GICLEUR, ralenti
- .PUITS D'AIGUILLE

4. Nombre de pièces composant un ensemble

Le chiffre apparaissant à la droite de chaque description indique la quantité de pièces pour chaque ensemble de pièces.

EXEMPLE

| NO. PIECES      | DESCRIPTION           | ш | 品 | 仕 | 品 | REMARQUES |
|-----------------|-----------------------|---|---|---|---|-----------|
| 6E0-85500-70    | MAGNETO C.D.I. CPLT   | 1 |   |   |   |           |
| 6E0-85550-70    | ..ROTOR CPLT          | 1 |   |   |   |           |
| 6E0-15723-00-94 | ..POULIE DE DEMARREUR | 1 |   |   |   |           |

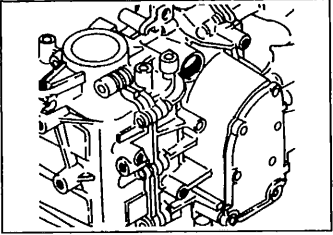
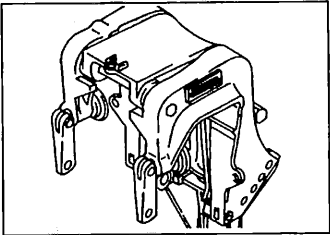
5. Indication concernant la quantided

| Indication concernant la quantided | Applications modèle |
|------------------------------------|---------------------|
| MH                                 | FT9.9AMH            |
| EH                                 | FT9.9AEH            |
| E                                  | FT9.9AE             |

6. Applications No de série et code couleur correspondants

1) No. de série du moteur

|  |  |
|--|--|
| FT9.9AMH L : 304894 ~<br>X : 703594 ~<br>FT9.9AEH L : 472697 ~<br>X : 788807 ~ | FT9.9AE S : 101304 ~<br>L : 414328 ~<br>X : 762879 ~ |
|--|--|



2) Code couleur

| Code couleur | Nom de couleur              | Abréviation |
|--------------|-----------------------------|-------------|
| 004D         | DARK BLuish GRAY METALLIC 2 | DBNM2       |

7. Veuillez noter que les illustrations sont indiquées pour référence pour trouver les numéros de pièces, non pour être utilisées lors de l'assemblage. Lors de l'assemblage, veuillez utiliser le manuel d'entretien adéquat.

8. L'astérisque (\*) placé devant un numéro de référence. indique des éléments qui ont été modifiés après la première édition.

# CONTENTS

## SHEET 1/2

|                                 |    |
|---------------------------------|----|
| CYLINDER. CRANKCASE .....       | A4 |
| CRANKSHAFT. PISTON .....        | A6 |
| VALVE .....                     | A7 |
| INTAKE .....                    | B1 |
| CARBURETOR .....                | B3 |
| OIL PUMP .....                  | B5 |
| OIL PAN .....                   | B6 |
| STARTER .....                   | B7 |
| FUEL .....                      | C2 |
| FUEL TANK .....                 | C4 |
| TOP COWLING .....               | C5 |
| BOTTOM COWLING .....            | C6 |
| BRACKET 1 .....                 | D1 |
| BRACKET 2 .....                 | D4 |
| STEERING .....                  | D6 |
| CONTROL .....                   | E1 |
| REMOTE CONTROL ATTACHMENT ..... | E3 |
| STEERING GUIDE .....            | E4 |
| REMOTE CONTROL BOX .....        | E5 |
| REMOTE CONTROL ASSY 1 .....     | E6 |
| REMOTE CONTROL ASSY 2 .....     | F2 |
| UPPER CASING .....              | F4 |
| LOWER CASING. DRIVE 1 .....     | F6 |

## INDEX

|                       |    |
|-----------------------|----|
| NUMERICAL INDEX ..... | G1 |
|-----------------------|----|

## SHEET 2/2

|                             |     |
|-----------------------------|-----|
| LOWER CASING. DRIVE 1 ..... | A4* |
| LOWER CASING. DRIVE 2 ..... | A5* |
| GENERATOR .....             | A6* |
| STARTING MOTOR .....        | A7* |
| ELECTRICAL 1 .....          | B1* |
| ELECTRICAL 2 .....          | B3* |
| ELECTRICAL 3 .....          | B4* |
| OPTIONAL PARTS .....        | B5* |
| REPAIR KIT 1 .....          | B6* |
| REPAIR KIT 2 .....          | C1* |

## INDEX

|                       |     |
|-----------------------|-----|
| NUMERICAL INDEX ..... | G1* |
|-----------------------|-----|

# TABLE DES MATIERES

## Feuille 1/2

|  |    |
|--|----|
| CYLINDRE. CARTER .....                 | A4 |
| VILEBREQUIN. PISTON .....              | A6 |
| SOUPAPE .....                          | A7 |
| ADMISSION .....                        | B1 |
| CARBURATEUR .....                      | B3 |
| POMPE A HUILE .....                    | B5 |
| VENTILATEUR D'HUILE .....              | B6 |
| DEMARREUR .....                        | B7 |
| CARBURANT .....                        | C2 |
| RESERVOIR A CARBURANT .....            | C4 |
| CAPOT SUPERIEUR .....                  | C5 |
| CAPOT INFERIEUR .....                  | C6 |
| SUPPORT 1 .....                        | D1 |
| SUPPORT 2 .....                        | D4 |
| DIRECTION .....                        | D6 |
| COMMANDE .....                         | E1 |
| COMMANDE A DISTANCE .....              | E3 |
| FIXATION DE DIRECTION .....            | E4 |
| BOITIER DE COMMANDE A DISTANCE .....   | E5 |
| BOITIER DE COMMANDE A DISTANCE 1 ..... | E6 |
| BOITIER DE COMMANDE A DISTANCE 2 ..... | F2 |
| FOURREAU .....                         | F4 |
| BOITIER D'HELICE, TRANSMISSION 1 ..... | F6 |

## INDEX

|                       |    |
|-----------------------|----|
| INDEX NUMERIQUE ..... | G1 |
|-----------------------|----|

## Feuille 2/2

|  |     |
|--|-----|
| BOITIER D'HELICE, TRANSMISSION 1 ..... | A4* |
| BOITIER D'HELICE, TRANSMISSION 2 ..... | A5* |
| GENERATRICE .....                      | A6* |
| DEMARREUR ELECTRIQUE .....             | A7* |
| PARTIE ELECTRIQUE 1 .....              | B1* |
| PARTIE ELECTRIQUE 2 .....              | B3* |
| PARTIE ELECTRIQUE 3 .....              | B4* |
| PIECES OPTIONNELLES .....              | B5* |
| KITS DE REPARATION 1 .....             | B6* |
| KITS DE REPARATION 2 .....             | C1* |

## INDEX

|                       |     |
|-----------------------|-----|
| INDEX NUMERIQUE ..... | G1* |
|-----------------------|-----|

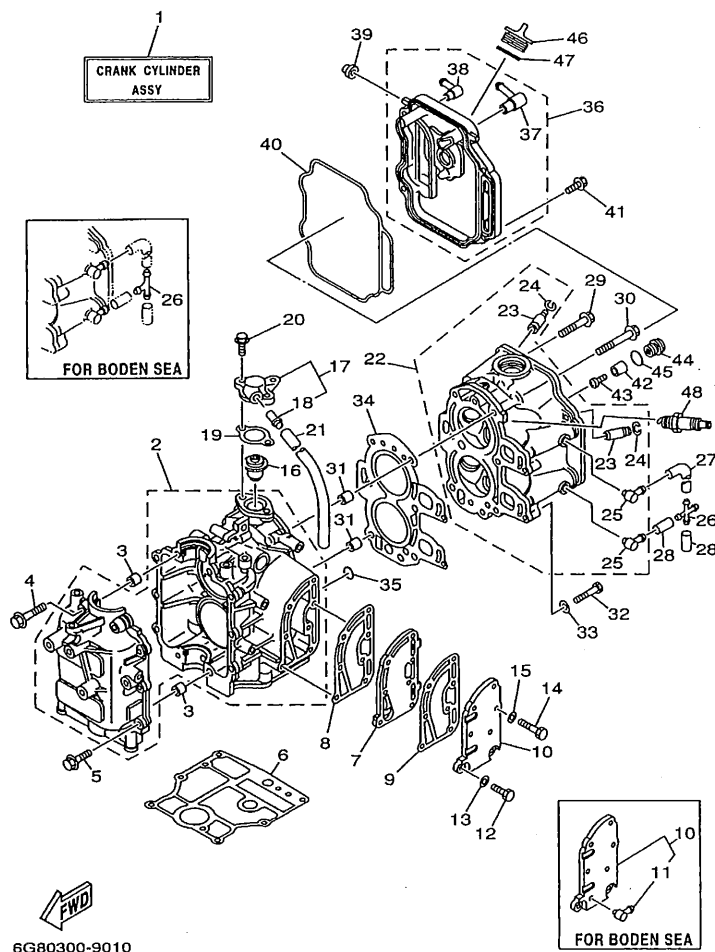


FIG. 1 CYLINDER. CRANKCASE CYLINDRE. CARTER

| REF. NO. | PART NO. NO. PIECES | DESCRIPTION DESCRIPTION   | MH | U | W | REMARKS REMARQUES |
|----------|---------------------|---|----|---|---|-------------------|
| 1        | 6G8-W0090-33-1S     | CRANK CYLINDER ASSY<br>EMBIELLAGE CYLINDRE (ENS.)<br>( REF.NO. 2-5, 7-47,<br>FIG.2, REF.NO. 1-12,<br>FIG.3, REF.NO. 1-16) | 1  | 1 | 1 |                   |
| 2        | 6G8-15100-05-1S     | CRANKCASE ASSY<br>CARTER DE MOTEUR COMPLET  | 1  | 1 | 1 |                   |
| 3        | 99510-10114         | PIN, DOWEL<br>GOUJON, D'ASSEMBLAGE  | 2  | 2 | 2 |                   |
| 4        | 90119-08M18         | BOLT, WITH WASHER<br>BOULON, AVEC RONDELLE  | 4  | 4 | 4 |                   |
| 5        | 90119-06M12         | BOLT, WITH WASHER<br>BOULON, AVEC RONDELLE  | 6  | 6 | 6 |                   |
| 6        | 6G8-11351-A0        | GASKET, CYLINDER<br>JOINT, D'EMBASE   | 1  | 1 | 1 |                   |
| 7        | 6G8-41111-02-1S     | INNER COVER, EXHAUST<br>PLAQUE, ECHAPPEMENT   | 1  | 1 | 1 |                   |
| 8        | 6G8-41112-02        | GASKET, EXHAUST INNER COVER<br>JOINT, PLAQUE D'ECHAPPEMENT  | 1  | 1 | 1 |                   |
| 9        | 6G8-41114-00        | GASKET, EXHAUST OUTER COVER<br>JOINT, COUVERCLE D'ECHAPPEMENT   | 1  | 1 | 1 |                   |
| 10       | 6G8-41113-10-1S     | OUTER COVER, EXHAUST<br>COUVERCLE, ECHAPPEMENT  | 1  | 1 | 1 | UR STD            |
|          | 6G8-41113-02-1S     | OUTER COVER, EXHAUST<br>COUVERCLE, ECHAPPEMENT  | 1  | 1 | 1 | UR FOR BODEN SEA  |
| 11       | 676-11372-00        | .NIPPLE, HOSE<br>.RACCORD, TUYAU  | 1  | 1 | 1 | FOR BODEN SEA     |
| 12       | 97013-06025         | BOLT<br>BOULON  | 2  | 2 | 2 |                   |
| 13       | 92903-06600         | WASHER, PLATE<br>RONDELLE, PLATE  | 2  | 2 | 2 |                   |
| 14       | 97013-06030         | BOLT<br>BOULON  | 5  | 5 | 5 |                   |
| 15       | 92903-06600         | WASHER, PLATE<br>RONDELLE, PLATE  | 5  | 5 | 5 |                   |
| 16       | 6G8-12411-02        | THERMOSTAT<br>THERMOSTAT  | 1  | 1 | 1 |                   |
| 17       | 6G8-12413-00-1S     | COVER, THERMOSTAT<br>COUVERCLE, THERMOSTAT  | 1  | 1 | 1 |                   |
| 18       | 6E5-24377-00        | PIPE, JOINT 3<br>.DURITE RACCORDEMENT   | 1  | 1 | 1 |                   |
| 19       | 6G8-12414-A0        | GASKET, COVER<br>JOINT, COUVERCLE   | 1  | 1 | 1 |                   |
| 20       | 97513-06520         | BOLT, WITH WASHER<br>VIS HEXAGONAL AVEC RONDELLE  | 2  | 2 | 2 |                   |
| 21       | 90445-11M66         | HOSE<br>DURITE  | 1  | 1 | 1 |                   |
| 22       | 6G8-11111-03-1S     | HEAD, CYLINDER 1<br>CULASSE   | 1  | 1 | 1 |                   |
| 23       | 6G8-11133-10        | .GUIDE, INTAKE VALVE<br>.GUIDE, SOUP D'ADM  | 4  | 4 | 4 |                   |
| 24       | 93450-09M01         | .CIRCLIP<br>.CIRCLIP, TYPE S  | 4  | 4 | 4 |                   |

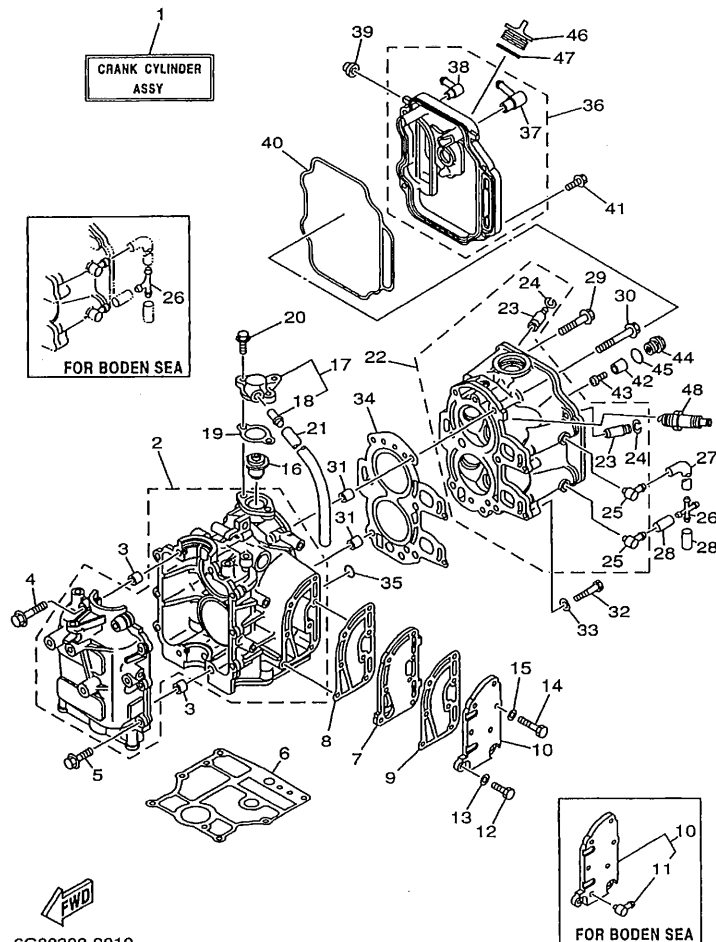
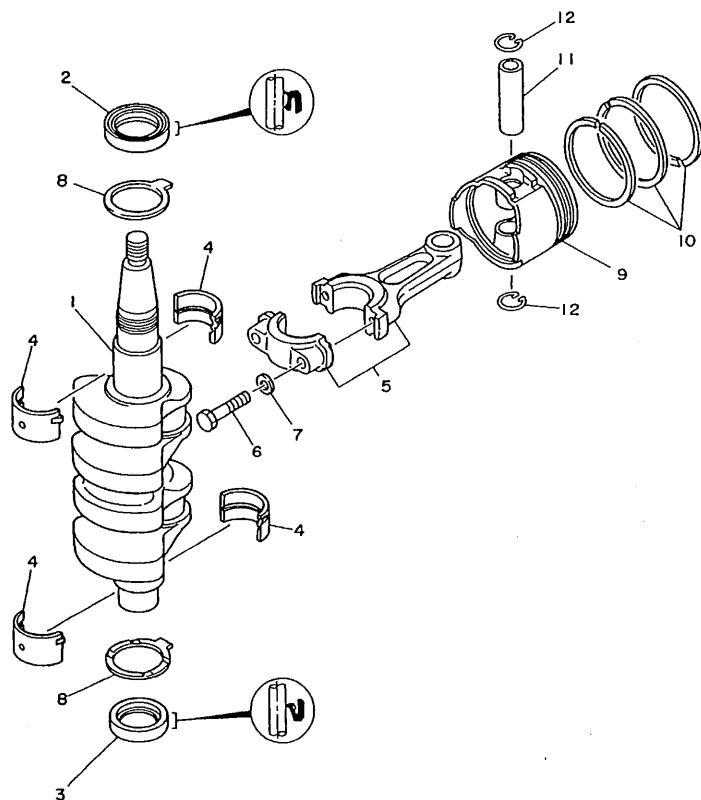


FIG. 1 CYLINDER, CRANKCASE CYLINDRE, CARTER

| REF. NO. | PART NO. NO. PIECES | DESCRIPTION DESCRIPTION                         | MH | ET | W | REMARKS REMARQUES |
|----------|---------------------|---|----|----|---|-------------------|
| 25       | 676-11372-00        | .NIPPLE, HOSE<br>.RACCORD, TUYAU                | 2  | 2  | 2 |                   |
| 26       | 6G9-24379-00        | PIPE, JOINT 4<br>DURITE RACCORDEMENT 4          | 1  | 1  | 1 | UR STD            |
|          | 688-24378-00        | PIPE, JOINT 4<br>DURITE RACCORDEMENT 4          | 1  | 1  | 1 | UR FOR BODEN SEA  |
| 27       | 6G8-12481-01        | PIPE 1<br>DURITE 1                              | 1  | 1  | 1 |                   |
| 28       | 90445-09220         | HOSE<br>DURITE                                  | 2  | 2  | 2 |                   |
| 29       | 90105-08M37         | BOLT, WASHER BASED<br>BOULON, AVEC RONDELLE     | 3  | 3  | 3 |                   |
| 30       | 90105-08M36         | BOLT, WASHER BASED<br>BOULON, AVEC RONDELLE     | 3  | 3  | 3 |                   |
| 31       | 99510-10114         | PIN, DOWEL<br>GOIJON, D'ASSEMBLAGE              | 2  | 2  | 2 |                   |
| 32       | 97013-06035         | BOLT<br>BOULON                                  | 2  | 2  | 2 |                   |
| 33       | 92903-06600         | WASHER, PLATE<br>RONDELLE, PLATE                | 2  | 2  | 2 |                   |
| 34       | 6G8-11181-A1        | GASKET, CYLINDER HEAD 1<br>JOINT, DE CULASSE 1  | 1  | 1  | 1 |                   |
| 35       | 93210-11M59         | O-RING<br>JOINT TORIQUE                         | 1  | 1  | 1 |                   |
| 36       | 6G8-11191-01-1S     | COVER, CYLINDER HEAD 1<br>COUVERCLE, CULASSE 1  | 1  | 1  | 1 |                   |
| 37       | 6G8-15373-00        | .PIPE, BREATHER<br>.DURITE DE RENIFLARD         | 1  | 1  | 1 |                   |
| 38       | 676-11372-00        | .NIPPLE, HOSE<br>.RACCORD, TUYAU                | 1  | 1  | 1 |                   |
| 39       | 6G8-81336-00        | GROMMET<br>OEILLET CAOUTCHOUC                   | 2  | 2  | 2 |                   |
| 40       | 6G8-11356-00        | SEAL, CYLINDER 2<br>JOINT, SPY CYLINDRE         | 1  | 1  | 1 |                   |
| 41       | 97513-06520         | BOLT, WITH WASHER<br>VIS HEXAGONAL AVC RONDELLE | 4  | 4  | 4 |                   |
| 42       | 6G8-11325-00        | ANODE<br>ANODE                                  | 1  | 1  | 1 |                   |
| 43       | 97880-05025         | SCREW, PAN HEAD<br>VIS, TETE TRONCONIQUE        | 1  | 1  | 1 |                   |
| 44       | 6G8-11197-00        | PLUG, BLIND<br>PLOT, BORGNE                     | 1  | 1  | 1 |                   |
| 45       | 93210-13M63         | O-RING<br>JOINT TORIQUE                         | 1  | 1  | 1 |                   |
| 46       | 6G8-15363-00        | PLUG, OIL<br>PLOT, HUILE                        | 1  | 1  | 1 |                   |
| 47       | 93210-24M79         | O-RING<br>JOINT TORIQUE                         | 1  | 1  | 1 |                   |
| 48       | 94701-00282         | PLUG SPARK (NGK CR6HS)<br>BOUGIE (NGK CR6HS)    | 2  | 2  | 2 |                   |



6G90010-4020

FIG. 2 CRANKSHAFT. PISTON

VILEBREQUIN. PISTON

| REF. NO. | PART NO. NO. PIECES | DESCRIPTION DESCRIPTION                                   | M | H | U | W | REMARKS REMARQUES |
|----------|---------------------|---|---|---|---|---|-------------------|
| 1        | 6G8-11411-04        | CRANKSHAFT VILEBREQUIN COMPLET                            | 1 | 1 | 1 |   |                   |
| 2        | 93102-30M22         | OIL SEAL JOINT SPY  | 1 | 1 | 1 |   |                   |
| 3        | 93101-25M24         | OIL SEAL JOINT SPY  | 1 | 1 | 1 |   |                   |
| 4        | 6G8-11416-00        | PLANE BEARING, CRANKSHAFT 1 COUSSINET DE VILEBREQUIN      | 4 | 4 | 4 |   | UR BROWN          |
|          | 6G8-11416-10        | PLANE BEARING, CRANKSHAFT 1 COUSSINET DE VILEBREQUIN      | 4 | 4 | 4 |   | UR BLACK          |
|          | 6G8-11416-20        | PLANE BEARING, CRANKSHAFT 1 COUSSINET DE VILEBREQUIN      | 4 | 4 | 4 |   | UR BLUE           |
| 5        | 6G8-11650-03        | CONNECTING ROD ASSY BIELLE COMPLETE                       | 2 | 2 | 2 |   |                   |
| 6        | 6G8-11654-00        | BOLT, CONNECTING ROD BOULON, BIELLE                       | 4 | 4 | 4 |   |                   |
| 7        | 90201-06M00         | WASHER, PLATE RONDELLE, PLATE                             | 4 | 4 | 4 |   |                   |
| 8        | 6G8-11426-00        | PLANE BEARING, CRANKSHAFT 1 COUSSINET, VILEBREQUIN 1      | 2 | 2 | 2 |   |                   |
| 9        | 6G8-11631-03-96     | PISTON (STD) PISTON (STD)                                 | 2 | 2 | 2 |   |                   |
|          | 6G8-11635-03        | PISTON (0.25MM O/S) PISTON (0.25MM O/S)                   | 2 | 2 | 2 |   | AP                |
|          | 6G8-11636-03        | PISTON (0.50MM O/S) PISTON (0.50MM O/S)                   | 2 | 2 | 2 |   | AP                |
| 10       | 6G8-11610-02        | PISTON RING SET (STD) JEU DE SEGMENTS (STD)               | 2 | 2 | 2 |   |                   |
|          | 6G8-11610-12        | PISTON RING SET (0.25MM O/S) JEU DE SEGMENTS (0.25MM O/S) | 2 | 2 | 2 |   | AP                |
|          | 6G8-11610-22        | PISTON RING SET (0.50MM O/S) JEU DE SEGMENTS (0.50MM O/S) | 2 | 2 | 2 |   | AP                |
| 11       | 634-11633-00        | PIN, PISTON AXE, PISTON                                   | 2 | 2 | 2 |   |                   |
| 12       | 93450-15023         | CIRCLIP CIRCLIP, TYPE S                                   | 4 | 4 | 4 |   |                   |





6G90010-4030

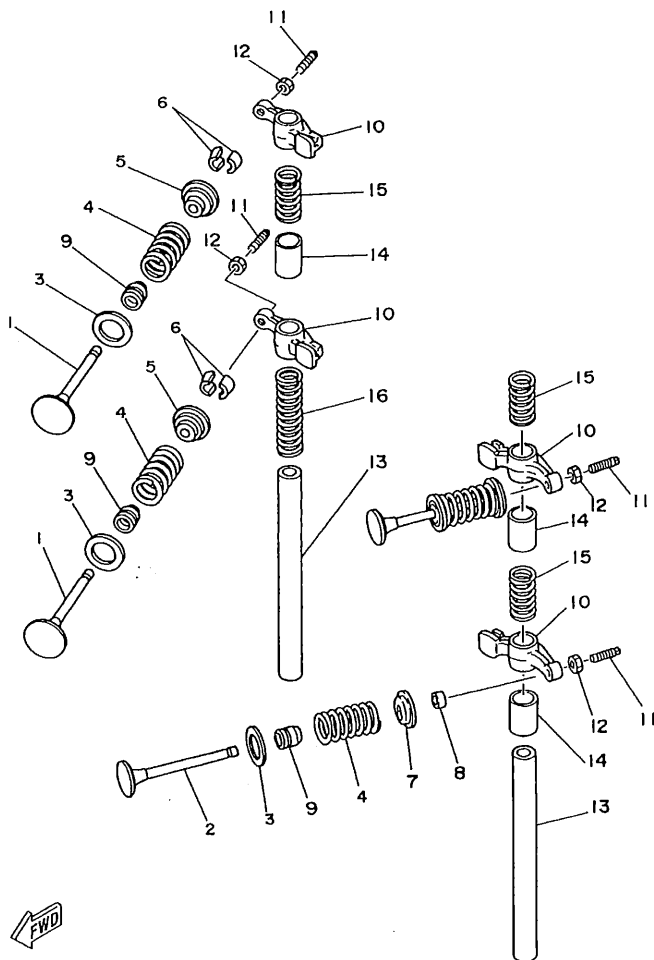


FIG. 3 VALVE

SOUPAPE

| REF. NO. | PART NO. NO. PIECES | DESCRIPTION DESCRIPTION                               | Mt | Et | u | REMARKS REMARQUES |
|----------|---------------------|---|----|----|---|-------------------|
| 1        | 6G8-12111-00        | VALVE, INTAKE<br>SOUPAPE, ADMISSION                   | 2  | 2  | 2 |                   |
| 2        | 6G8-12121-01        | VALVE, EXHAUST<br>SOUPAPE, ECHAPPEMENT                | 2  | 2  | 2 |                   |
| 3        | 6G8-12116-00        | SEAT, VALVE SPRING<br>SIEGE, RESSORT DE SOUPAPE       | 4  | 4  | 4 |                   |
| 4        | 6G8-12113-00        | SPRING, VALVE INNER<br>RESSORT DE SOUPAPE, INTERNE    | 4  | 4  | 4 |                   |
| 5        | 6G8-12117-00        | RETAINER, VALVE SPRING<br>BUTEE DE RESSORT DE SOUPAPE | 2  | 2  | 2 |                   |
| 6        | 30X-12118-00        | COTTER, VALVE<br>FRAISE, SOUPAPE                      | 4  | 4  | 4 |                   |
| 7        | 6G8-12117-10        | RETAINER, VALVE SPRING<br>BUTEE DE RESSORT DE SOUPAPE | 2  | 2  | 2 |                   |
| 8        | 6G8-12153-00        | LIFTER, VALVE<br>LEVE-SOUPAPE                         | 2  | 2  | 2 |                   |
| 9        | 51Y-12119-00        | SEAL, VALVE STEM<br>JOINT, QUEUE DE SOUPAPE           | 4  | 4  | 4 |                   |
| 10       | 6G8-12151-00        | ARM, VALVE ROCKER<br>CULBUTEUR                        | 4  | 4  | 4 |                   |
| 11       | 6G8-12159-00        | SCREW, VALVE ADJUSTING<br>VIS, REGLAGE DE SOUPAPE     | 4  | 4  | 4 |                   |
| 12       | 6G8-12158-00        | NUT, LOCK<br>CONTRE-ECROU                             | 4  | 4  | 4 |                   |
| 13       | 6G8-12146-00        | SHAFT, ROCKER<br>AXE, CULBUTEUR                       | 2  | 2  | 2 |                   |
| 14       | 90387-13M56         | COLLAR<br>COLLERETTE                                  | 3  | 3  | 3 |                   |
| 15       | 90501-12M40         | SPRING, COMPRESSION<br>RESSORT, COMPRESSION           | 3  | 3  | 3 |                   |
| 16       | 90501-12M41         | SPRING, COMPRESSION<br>RESSORT, COMPRESSION           | 1  | 1  | 1 |                   |

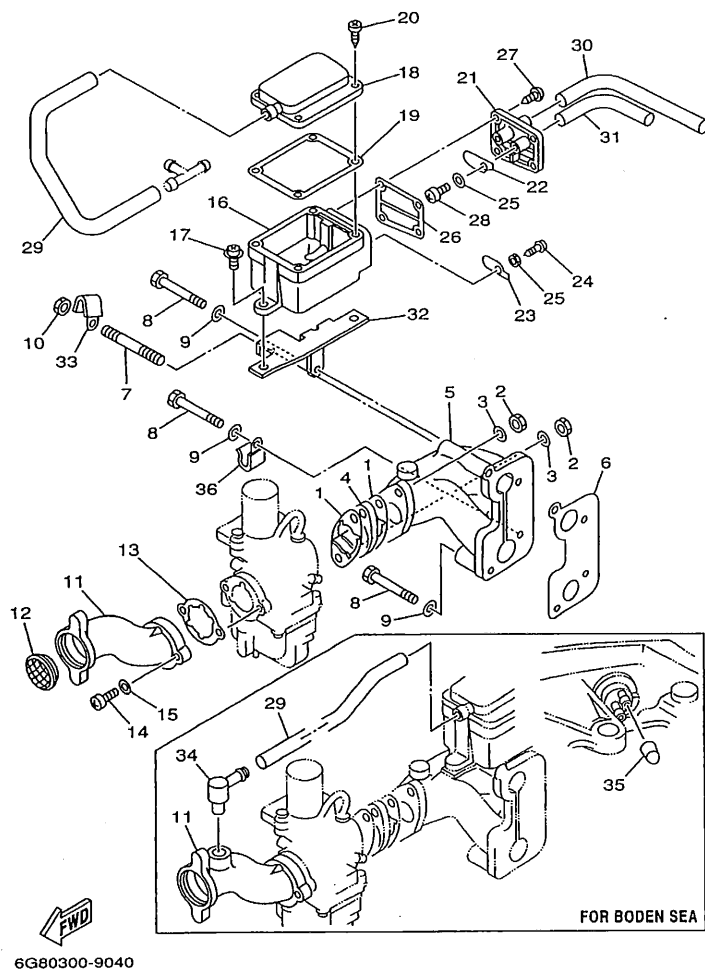


FIG. 4 INTAKE

ADMISSION

| REF. NO. | PART NO. NO. PIECES | DESCRIPTION DESCRIPTION                        | IN | U | W | REMARKS REMARQUES |
|----------|---------------------|--|----|---|---|-------------------|
| 1        | 6G8-13646-A0        | GASKET, MANIFOLD 2 JOINT, TUBULURE 2           | 2  | 2 | 2 |                   |
| 2        | 95380-06700         | NUT ECROU                                      | 2  | 2 | 2 |                   |
| 3        | 92990-06600         | WASHER, PLATE RONDELLE, PLATE                  | 2  | 2 | 2 |                   |
| 4        | 6G8-13647-00        | GASKET, MANIFOLD 3 JOINT, TUBULURE 3           | 1  | 1 | 1 |                   |
| 5        | 6G8-13641-01-94     | MANIFOLD 1 TUBULURE 1                          | 1  | 1 | 1 |                   |
| 6        | 6G8-13645-00        | GASKET, MANIFOLD 1 JOINT, TUBULURE 1           | 1  | 1 | 1 |                   |
| 7        | 90116-06M15         | BOLT, STUD GOUJON                              | 1  | 1 | 1 |                   |
| 8        | 97095-06045         | BOLT BOULON                                    | 3  | 3 | 3 |                   |
| 9        | 92995-06600         | WASHER RONDELLE                                | 3  | 3 | 3 |                   |
| 10       | 95380-06700         | NUT ECROU                                      | 1  | 1 | 1 |                   |
| 11       | 6G8-14479-02-94     | FUNNEL AILLE                                   | 1  | 1 | 1 | UR STD            |
|          | 6G8-14479-10-94     | FUNNEL AILLE                                   | 1  | 1 | 1 | UR FOR BODEN SEA  |
| 12       | 6G8-14478-00        | LOUVER VOLET                                   | 1  | 1 | 1 |                   |
| 13       | 6G8-14198-A0        | GASKET JOINT                                   | 1  | 1 | 1 |                   |
| 14       | 97880-05016         | SCREW, PAN HEAD VIS, TETE TRONCONIQUE          | 2  | 2 | 2 |                   |
| 15       | 92990-05600         | WASHER, PLATE RONDELLE, PLATE                  | 2  | 2 | 2 |                   |
| 16       | 6G8-15358-00        | SEPARATOR, OIL SEPARATEUR, HUILE               | 1  | 1 | 1 |                   |
| 17       | 90159-06M05         | SCREW, WITH WASHER VIS, AVEC RONDELLE          | 2  | 2 | 2 |                   |
| 18       | 6G8-15368-00-94     | SEPARATOR, OIL SEPARATEUR, HUILE               | 1  | 1 | 1 |                   |
| 19       | 6G8-15369-00        | GASKET, OIL SEAL HOUSING JOINT SPY DE LOGEMENT | 1  | 1 | 1 |                   |
| 20       | 97780-40512         | SCREW, TAPPING VIS, TETE FRAISEE               | 4  | 4 | 4 |                   |
| 21       | 6G8-15371-00-94     | BREATHER RENIFLARD                             | 1  | 1 | 1 |                   |
| 22       | 6G8-15346-00        | BREATHER 1 RENIFLARD 1                         | 1  | 1 | 1 |                   |
| 23       | 6G8-15347-00        | BREATHER 2 RENIFLARD 2                         | 1  | 1 | 1 |                   |
| 24       | 97780-40512         | SCREW, TAPPING VIS, TETE FRAISEE               | 1  | 1 | 1 |                   |
| 25       | 92990-04200         | WASHER, PLAIN RONDELLE, PLATE                  | 2  | 2 | 2 |                   |
| 26       | 6G8-15374-00        | GASKET, BREATHER JOINT, RENIFLARD              | 1  | 1 | 1 |                   |



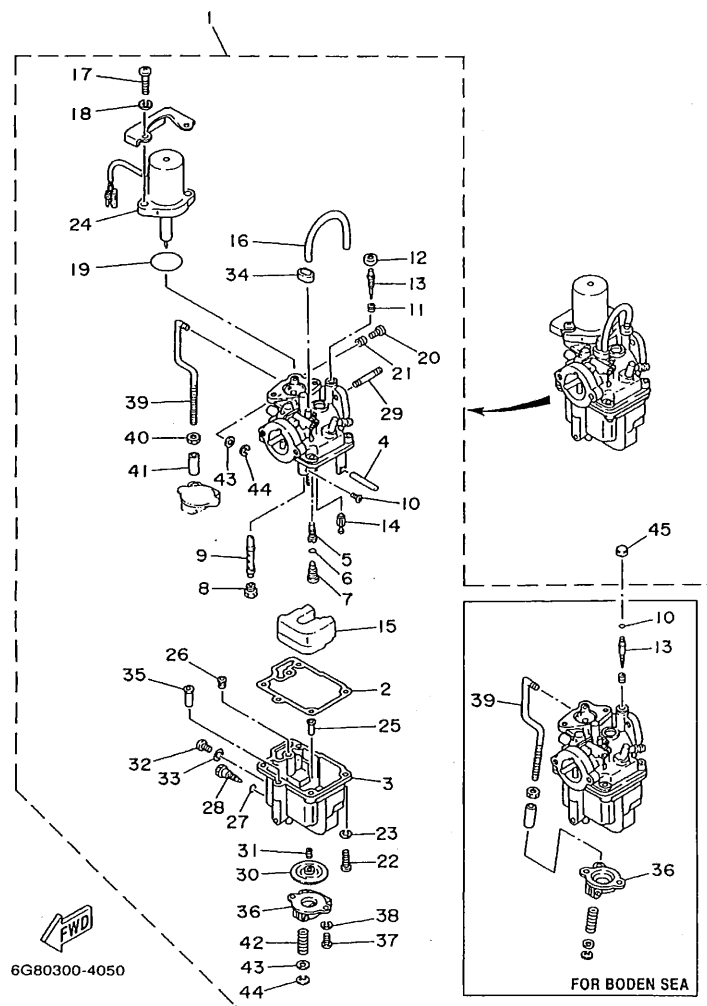


FIG. 5 CARBURETOR

CARBURATEUR

| REF. NO. | PART NO. NO. PIECES | DESCRIPTION DESCRIPTION                              | Mt | Et | u | REMARKS REMARQUES |
|----------|---------------------|--|----|----|---|-------------------|
| 1        | 6G8-14301-05        | CARBURETOR ASSY 1<br>CARBURATEUR COMPLET             | 1  | 1  | 1 | UR STD            |
|          | 6G8-14301-10        | CARBURETOR ASSY 1<br>CARBURATEUR COMPLET             | 1  | 1  | 1 | UR FOR BODEN SEA  |
| 2        | 6G8-14384-01        | .GASKET, FLOAT CHAMBER<br>.JOINT, CUVE DE FLOTTEUR   | 1  | 1  | 1 |                   |
| 3        | 6G8-14381-02        | .BODY, FLOAT CHAMBER<br>.CORPS, CUVE DE FLOTTEUR     | 1  | 1  | 1 |                   |
| 4        | 647-14386-00        | .PIN, FLOAT<br>.AXE, FLOTTEUR                        | 1  | 1  | 1 |                   |
| 5        | 6G8-14342-24        | .JET, PILOT (# 48)<br>.GICLEUR, RALENTI (# 48)       | 1  | 1  | 1 |                   |
| 6        | 654-14198-00        | .GASKET<br>.JOINT                                    | 1  | 1  | 1 |                   |
| 7        | 6G8-14345-00        | .PLUG, MAIN NOZZLE<br>.PLOT, GICLEUR PRINCIPAL       | 1  | 1  | 1 |                   |
| 8        | 648-14343-43        | .JET, MAIN (# 86)<br>.GICLEUR, PRINCIPAL (# 86)      | 1  | 1  | 1 | UR STD            |
|          | 648-14343-41        | .JET, MAIN (# 82)<br>.GICLEUR, PRINCIPAL (# 82)      | 1  | 1  | 1 | UR FOR BODEN SEA  |
| 9        | 6G8-14341-20        | .NOZZLE, MAIN<br>.PUITS D'AIGUILLE                   | 1  | 1  | 1 | UR STD            |
|          | 6G8-14341-30        | .NOZZLE, MAIN<br>.PUITS D'AIGUILLE                   | 1  | 1  | 1 | UR FOR BODEN SEA  |
| 10       | 6G8-14216-00        | .SCREW<br>.VIS                                       | 1  | 1  | 1 | UR STD            |
|          | 5H0-14397-00        | .O-RING<br>.JOINT TORIQUE                            | 1  | 1  | 1 | UR FOR BODEN SEA  |
| 11       | 647-14334-00        | .SPRING<br>.RESSORT                                  | 1  | 1  | 1 |                   |
| 12       | 6G8-14997-00        | .SEAL<br>.DURITE                                     | 1  | 1  | 1 | STD               |
| 13       | 6G8-14323-00        | .SCREW, AIR ADJUSTING<br>.VIS DE DOSEUR D'AIR        | 1  | 1  | 1 | UR STD            |
|          | 6G8-14323-10        | .SCREW, AIR ADJUSTING<br>.VIS DE DOSEUR D'AIR        | 1  | 1  | 1 | UR FOR BODEN SEA  |
| 14       | 6G8-14392-00        | .VALVE, NEEDLE<br>.POINTEAU                          | 1  | 1  | 1 |                   |
| 15       | 6G8-14385-00        | .FLOAT<br>.FLOTTEUR                                  | 1  | 1  | 1 |                   |
| 16       | 6G8-14197-01        | .PIPE<br>.DURITE                                     | 1  | 1  | 1 |                   |
| 17       | 98580-06018         | .SCREW, PAN HEAD<br>.VIS, TETE TRONCONIQUE           | 2  | 2  | 2 |                   |
| 18       | 92990-06100         | .WASHER, SPRING<br>.RONDELLE, GROWER                 | 2  | 2  | 2 |                   |
| 19       | 1HV-14147-00        | .O-RING<br>.JOINT TORIQUE                            | 1  | 1  | 1 |                   |
| 20       | 664-14321-01        | .SCREW, THROTTLE<br>.VIS, ACCELERATEUR               | 1  | 1  | 1 |                   |
| 21       | 646-14212-00        | .SPRING, PILOT ADJUSTING<br>.RESSORT, VIS DE RALENTI | 1  | 1  | 1 |                   |
| 22       | 98580-04016         | .SCREW, PAN HEAD<br>.VIS, TETE TRONCONIQUE           | 4  | 4  | 4 |                   |

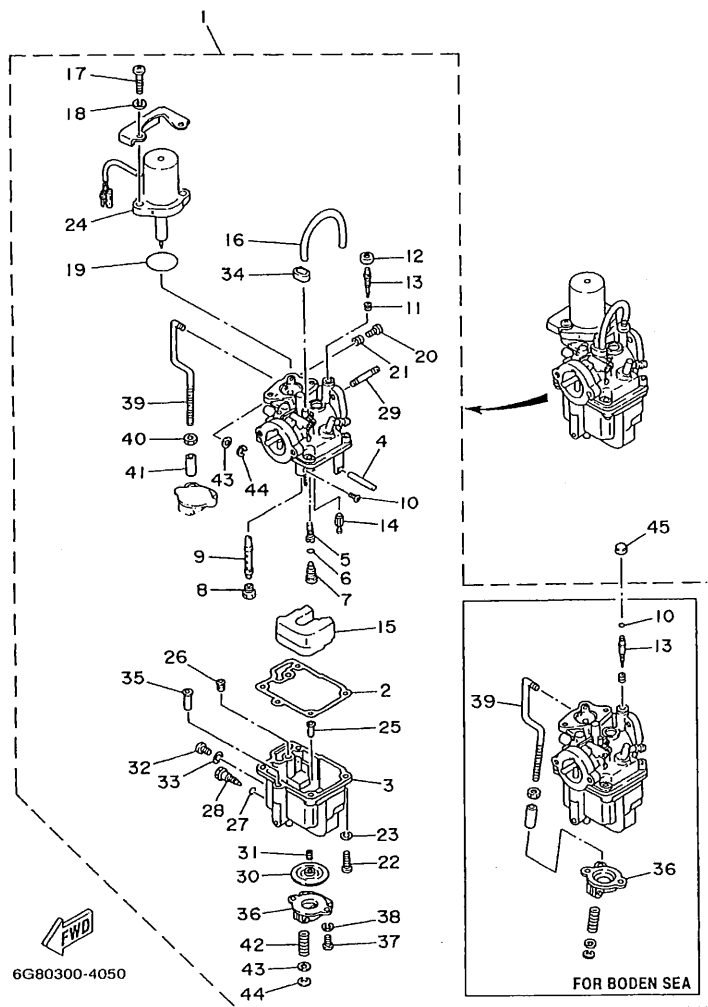
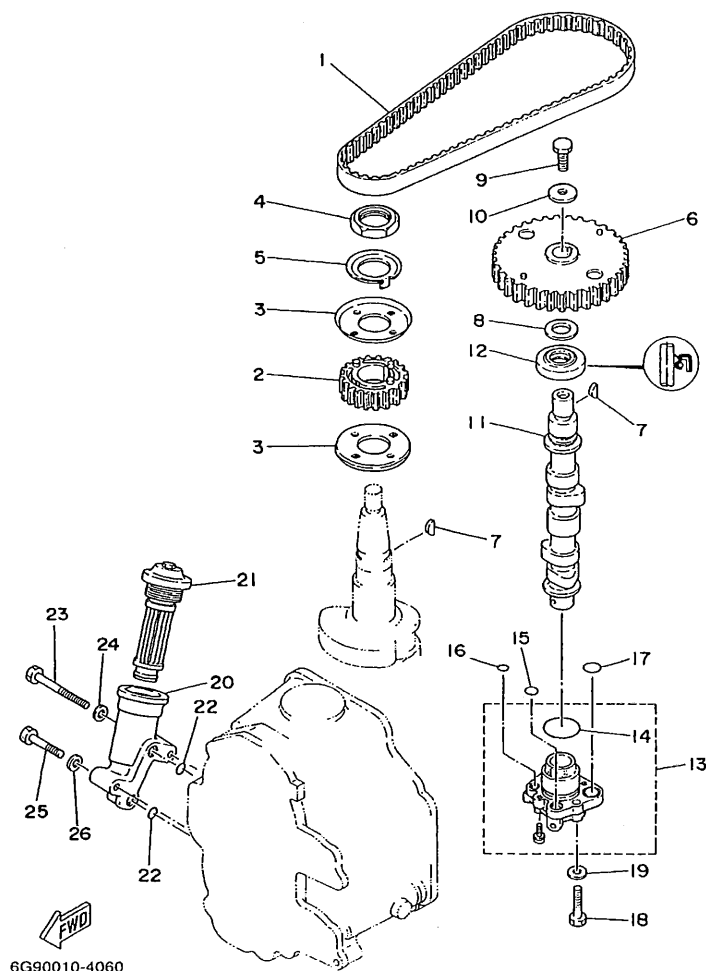


FIG. 5 CARBURETOR

CARBURATEUR

| REF. NO. | PART NO. NO. PIECES | DESCRIPTION DESCRIPTION                          | M | H | W |  | REMARKS REMARQUES |
|----------|---------------------|--|---|---|---|--|-------------------|
| 23       | 92990-04100         | .WASHER, SPRING<br>.RONDELLE, GROWER             | 4 | 4 | 4 |  |                   |
| 24       | 6G8-1410A-01        | .STARTER SET<br>.JEU DE STATERS                  | 1 | 1 | 1 |  |                   |
| 25       | 6G8-14827-00        | .FILTER<br>.FILTRE                               | 1 | 1 | 1 |  |                   |
| 26       | 6A4-14344-30        | .JET, STARTER (# 60)<br>.GICLEUR, STARTER (# 60) | 1 | 1 | 1 |  |                   |
| 27       | 5Y1-14397-00        | .O-RING<br>.JOINT TORIQUE                        | 1 | 1 | 1 |  |                   |
| 28       | 6G8-14383-00        | .SCREW, DRAIN<br>.BOUCHON, PURGE                 | 1 | 1 | 1 |  |                   |
| 29       | 90116-06M26         | .BOLT, STUD<br>.GOIJON                           | 2 | 2 | 2 |  |                   |
| 30       | 6G8-14368-02        | .DIAPHRAGM ASSY 1<br>.DIAPHRAGME 1               | 1 | 1 | 1 |  |                   |
| 31       | 6G8-14275-01        | .SPRING<br>.RESSORT                              | 1 | 1 | 1 |  |                   |
| 32       | 97890-05006         | .SCREW, PAN HEAD<br>.VIS, TETE TRONCONIQUE       | 1 | 1 | 1 |  |                   |
| 33       | 646-14198-01        | .GASKET<br>.JOINT                                | 1 | 1 | 1 |  |                   |
| 34       | 6G8-14349-00        | .PIPE<br>.DURITE                                 | 1 | 1 | 1 |  |                   |
| 35       | 6G8-14217-00        | .VALVE, CHOKE<br>.CLAPET DE STARTER              | 1 | 1 | 1 |  |                   |
| 36       | 6G8-14293-03        | .COVER 1<br>.COUVERCLE 1                         | 1 | 1 | 1 |  | UR STD            |
|          | 6G8-14293-10        | .COVER 1<br>.COUVERCLE 1                         | 1 | 1 | 1 |  | UR FOR BODEN SEA  |
| 37       | 98580-04010         | .SCREW, PAN HEAD<br>.VIS, TETE TRONCONIQUE       | 2 | 2 | 2 |  |                   |
| 38       | 92990-04100         | .WASHER, SPRING<br>.RONDELLE, GROWER             | 2 | 2 | 2 |  |                   |
| 39       | 6G8-14379-00        | .ROD, STARTER<br>.TRINGLE, STARTER               | 1 | 1 | 1 |  | UR STD            |
|          | 6G8-14379-10        | .ROD, STARTER<br>.TRINGLE, STARTER               | 1 | 1 | 1 |  | UR FOR BODEN SEA  |
| 40       | 98813-03100         | .NUT<br>.ECROU                                   | 1 | 1 | 1 |  |                   |
| 41       | 6G8-14229-00        | .SHAFT, CHOKE<br>.AXE, STARTER                   | 1 | 1 | 1 |  |                   |
| 42       | 6G8-14286-01        | .SPRING<br>.RESSORT                              | 1 | 1 | 1 |  |                   |
| 43       | 6G8-14357-00        | .WASHER, PLAIN<br>.RONDELLE PLATE                | 2 | 2 | 2 |  |                   |
| 44       | 389-14137-00        | .CLIP<br>.JONC                                   | 2 | 2 | 2 |  |                   |
| 45       | 6G8-14457-00        | .SEAL<br>.JOINT                                  | 1 | 1 | 1 |  | FOR BODEN SEA     |



6G90010-4060

FIG. 6 OIL PUMP

POMPE A HUILE

| REF. NO. | PART NO. NO. PIECES | DESCRIPTION DESCRIPTION                              | Mt | U | W | REMARKS REMARQUES |
|----------|---------------------|--|----|---|---|-------------------|
| 1        | 6G8-46241-00        | V-BELT<br>COURROIE TRAPEZOIDALE                      | 1  | 1 | 1 |                   |
| 2        | 6G8-11536-00-94     | GEAR, DRIVE<br>PIGNON SECONDAIRE                     | 1  | 1 | 1 |                   |
| 3        | 6G8-11557-00        | WASHER 1<br>RONDELLE 1                               | 2  | 2 | 2 |                   |
| 4        | 90170-24M09         | NUT<br>ECROU   | 1  | 1 | 1 |                   |
| 5        | 6G8-11587-00        | WASHER, LOCK<br>RONDELLE, FREIN                      | 1  | 1 | 1 |                   |
| 6        | 6G8-11537-00-94     | GEAR, DRIVEN<br>PIGNON SECONDAIRE                    | 1  | 1 | 1 |                   |
| 7        | 90280-03M01         | KEY, WOODRUFF<br>CLAVETTE, DEMI-LUNE                 | 2  | 2 | 2 |                   |
| 8        | 90201-13201         | WASHER, PLATE<br>RONDELLE, PLATE                     | 1  | 1 | 1 |                   |
| 9        | 97013-06016         | BOLT<br>BOULON                                       | 1  | 1 | 1 |                   |
| 10       | 90201-06M94         | WASHER, PLATE<br>RONDELLE, PLATE                     | 1  | 1 | 1 |                   |
| 11       | 6G8-12171-00        | CAMSHAFT 1<br>ARBRE A CAMES 1                        | 1  | 1 | 1 |                   |
| 12       | 93102-18M21         | OIL SEAL<br>JOINT SPY                                | 1  | 1 | 1 |                   |
| 13       | 6G8-13300-02        | OIL PUMP ASSY<br>POMPE A HUILE COMPLET               | 1  | 1 | 1 |                   |
| 14       | 93210-27ME3         | O-RING<br>JOINT TORIQUE                              | 1  | 1 | 1 |                   |
| 15       | 93210-10M61         | O-RING<br>JOINT TORIQUE                              | 1  | 1 | 1 |                   |
| 16       | 93210-09M01         | O-RING<br>JOINT TORIQUE                              | 1  | 1 | 1 |                   |
| 17       | 93210-13M63         | O-RING<br>JOINT TORIQUE                              | 2  | 2 | 2 |                   |
| 18       | 97095-06025         | BOLT<br>BOULON                                       | 3  | 3 | 3 |                   |
| 19       | 92995-06600         | WASHER<br>RONDELLE                                   | 3  | 3 | 3 |                   |
| 20       | 6G8-13442-00-1S     | HOUSING, OIL FILTER<br>LOGEMENT, FILTRE A HUILE      | 1  | 1 | 1 |                   |
| 21       | 6G8-13440-00        | ELEMENT ASSY, OIL CLEANER<br>ELEMENT, FILTRE A HUILE | 1  | 1 | 1 |                   |
| 22       | 93210-09M01         | O-RING<br>JOINT TORIQUE                              | 2  | 2 | 2 |                   |
| 23       | 97013-06050         | BOLT<br>BOULON                                       | 1  | 1 | 1 |                   |
| 24       | 92903-06600         | WASHER, PLATE<br>RONDELLE, PLATE                     | 1  | 1 | 1 |                   |
| 25       | 97013-06030         | BOLT<br>BOULON                                       | 1  | 1 | 1 |                   |
| 26       | 92903-06600         | WASHER, PLATE<br>RONDELLE, PLATE                     | 1  | 1 | 1 |                   |

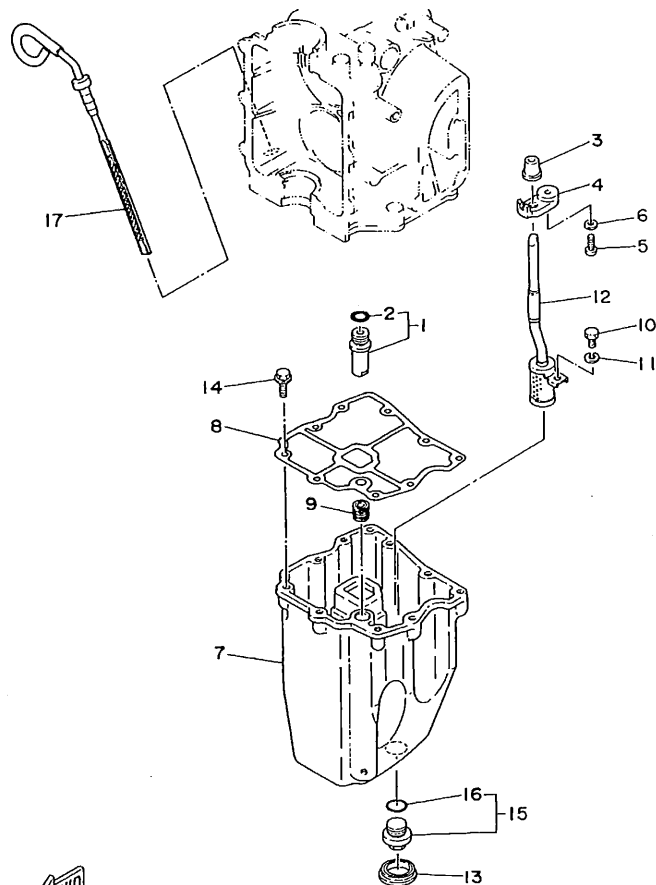


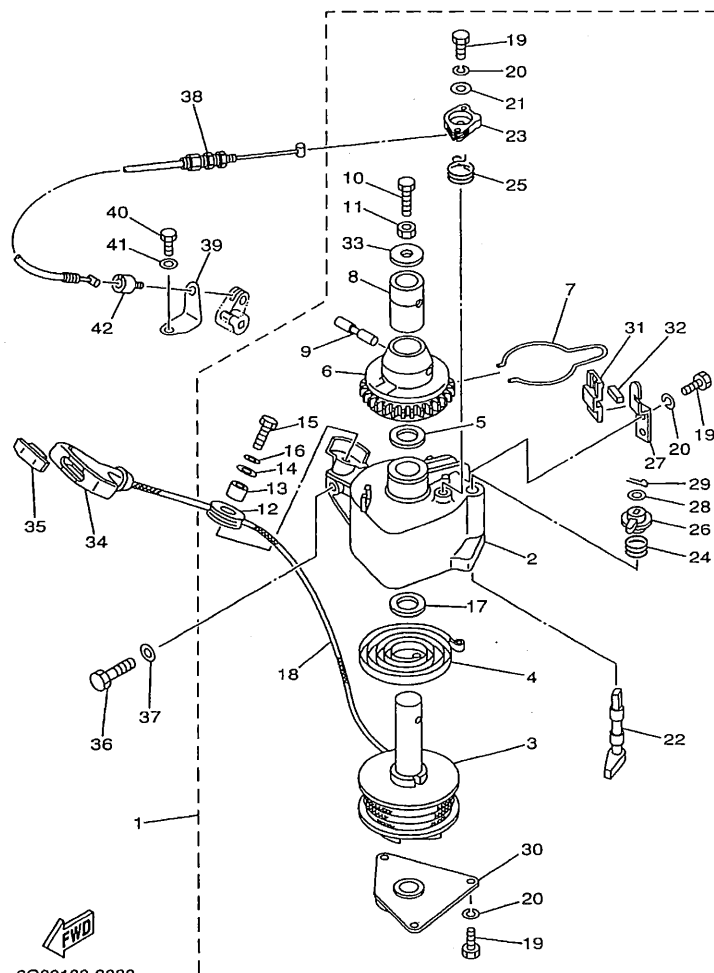
FIG. 7 OIL PAN

VENTILATEUR D'HUILE

| REF. NO. | PART NO. NO. PIECES | DESCRIPTION DESCRIPTION                          | M | H | E | W | REMARKS REMARQUES |
|----------|---------------------|--|---|---|---|---|-------------------|
| 1        | 6G8-11575-00        | RELIEF VALVE ASSY<br>SOUPAPE DE RENTREE D'AIR    | 1 | 1 | 1 |   |                   |
| 2        | 93210-12M62         | O-RING<br>JOINT TORIQUE                          | 1 | 1 | 1 |   |                   |
| 3        | 6G8-15379-00        | SEAL, CRANKCASE<br>JOINT SPY DE CARTER DE MOTEUR | 1 | 1 | 1 |   |                   |
| 4        | 6G8-13487-00        | GUIDE, OIL HOSE<br>GUIDE DE DURITE A HUILE       | 1 | 1 | 1 |   |                   |
| 5        | 97880-05012         | SCREW, PAN HEAD<br>VIS, TETE TRONCONIQUE         | 1 | 1 | 1 |   |                   |
| 6        | 92990-05600         | WASHER, PLATE<br>RONDELLE, PLATE                 | 1 | 1 | 1 |   |                   |
| 7        | 6G8-15311-03-0D     | OIL PAN<br>VENTILATEUR D'HUILE                   | 1 | 1 | 1 |   |                   |
| 8        | 6G8-15312-A1        | GASKET, OIL PAN<br>JOINT DE VENTILATEUR D'HUILE  | 1 | 1 | 1 |   |                   |
| 9        | 6G8-45127-00        | SEAL<br>JOINT                                    | 1 | 1 | 1 |   |                   |
| 10       | 97013-06010         | BOLT<br>BOULON                                   | 1 | 1 | 1 |   |                   |
| 11       | 92903-06100         | WASHER, SPRING<br>RONDELLE, GROWER               | 1 | 1 | 1 |   |                   |
| 12       | 6G8-13421-00        | STRAINER 2<br>FILTRE 2                           | 1 | 1 | 1 |   |                   |
| 13       | 6G8-15316-00        | DAMPER, ENGINE MOUNT 1<br>AMORTISSEUR DE SUPPORT | 1 | 1 | 1 |   |                   |
| 14       | 90105-06M33         | BOLT, WASHER BASED<br>BOULON, AVEC RONDELLE      | 9 | 9 | 9 |   |                   |
| 15       | 6G8-13471-00        | PLUG, DRAIN<br>PLOT, VIDANGE                     | 1 | 1 | 1 |   |                   |
| 16       | 93210-16M64         | O-RING<br>JOINT TORIQUE                          | 1 | 1 | 1 |   |                   |
| 17       | 6G8-15362-04        | PLUG, OIL LEVEL<br>PLOT, NIVEAU D'HUILE          | 1 | 1 | 1 |   |                   |



6G90010-4070



6G80100-9080

FIG. 8 STARTER

DEMARREUR

| REF. NO. | PART NO. NO. PIECES | DESCRIPTION DESCRIPTION                           | QTY | UNIT | W | REMARKS REMARQUES |
|----------|---------------------|---|-----|------|---|-------------------|
| 1        | 6G8-15710-10        | STARTER ASSY<br>DEMARREUR COMPLET                 | 1   |      |   |                   |
| 2        | 6G8-15711-00        | CASE, STARTER<br>.CARTER DE DEMARREUR             | 1   |      |   |                   |
| 3        | 6G8-15714-00        | DRUM, SHEAVE<br>.TAMBOUR, POULIE                  | 1   |      |   |                   |
| 4        | 6G8-15713-00        | SPRING, STARTER<br>.RESSORT DE DEMARREUR          | 1   |      |   |                   |
| 5        | 6G8-15719-00        | WASHER, THRUST<br>.RONDELLE, DE BUTEE             | 1   |      |   |                   |
| 6        | 6G8-15723-00        | PULLEY, STARTER<br>.POULIE DE DEMARREUR           | 1   |      |   |                   |
| 7        | 6G8-15715-00        | SPRING, FRICTION<br>.RESSORT, PLAQUE D'ENTRAINEMT | 1   |      |   |                   |
| 8        | 6G8-15754-00        | BUSH 2<br>.BAGUE 2                                | 1   |      |   |                   |
| 9        | 6G8-15727-00        | PIN<br>.AXE                                       | 1   |      |   |                   |
| 10       | 6G8-15768-00        | BOLT<br>.BOULON                                   | 1   |      |   |                   |
| 11       | 95333-08700         | NUT<br>.ECROU                                     | 1   |      |   |                   |
| 12       | 6F5-15752-00        | ROLLER, WIRE<br>.GALET, CABLE                     | 1   |      |   |                   |
| 13       | 663-15753-00        | BUSH<br>.CHARBON                                  | 1   |      |   |                   |
| 14       | 663-15791-00        | WASHER, LOCK<br>.RONDELLE-FREIN                   | 1   |      |   |                   |
| 15       | 97305-06025         | BOLT<br>.BOULON                                   | 1   |      |   |                   |
| 16       | 92903-06100         | WASHER, SPRING<br>.RONDELLE, GROWER               | 1   |      |   |                   |
| 17       | 6G8-15739-00        | WASHER, THRUST<br>.RONDELLE, DE BUTEE             | 1   |      |   |                   |
| 18       | *                   | WIRE (L:1850)<br>.CABLE (L:1850)                  | 1   |      |   |                   |
| 19       | 97322-05012         | BOLT<br>.BOULON                                   | 6   |      |   |                   |
| 20       | 92902-05100         | WASHER, SPRING<br>.RONDELLE, GROWER               | 6   |      |   |                   |
| 21       | 6G8-15726-00        | WASHER, FLAT<br>.RONDELLE, PLATE                  | 1   |      |   |                   |
| 22       | 6G8-15794-00        | STOPPER<br>.BUTEE                                 | 1   |      |   |                   |
| 23       | 6G8-15746-00        | ARM<br>.BRAS                                      | 1   |      |   |                   |
| 24       | 6G8-15767-00        | SPRING<br>.RESSORT                                | 1   |      |   |                   |
| 25       | 6G8-15734-00        | SPRING, RETURN<br>.RESSORT, RAPPEL                | 1   |      |   |                   |

\* CUT FROM 50M ROLLS, PART NO. 90890-44373,  
CUTTING LENGTH 1.85M

\* A PRELEVER SUR BOBINE 50M , REFERENCE 90890-44373,  
LONGUEUR DE COUPE 1.85M



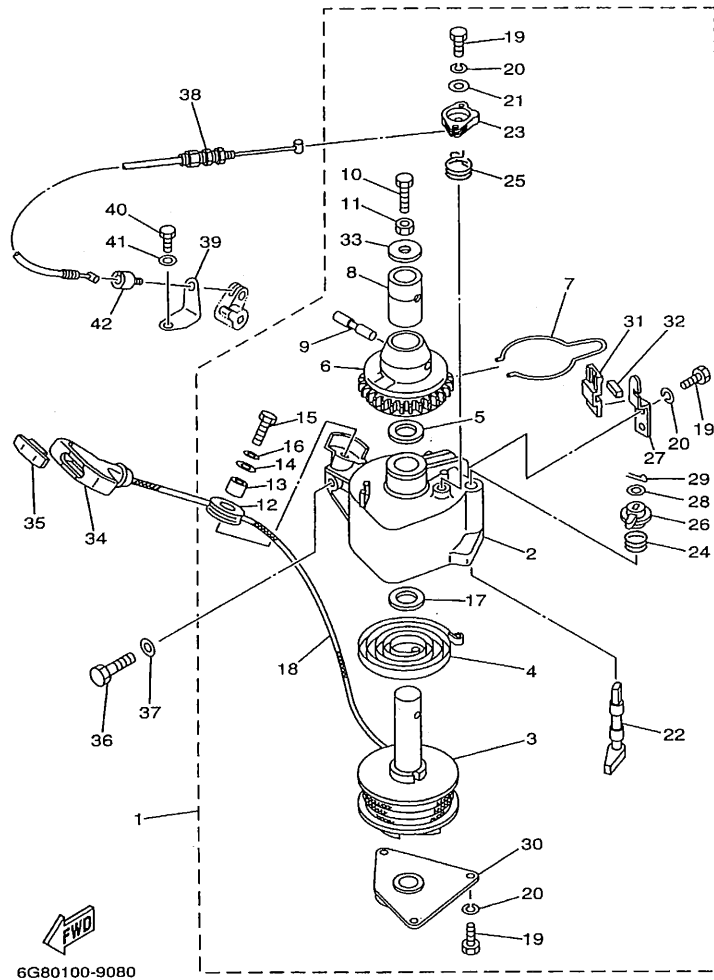


FIG. 8 STARTER

DEMARREUR

| REF. NO. | PART NO. NO. PIECES | DESCRIPTION DESCRIPTION                              | Mt | Et | W | REMARKS REMARQUES |
|----------|---------------------|--|----|----|---|-------------------|
| 26       | 6G8-15747-00        | .LINK<br>.BIELLETTTE                                 | 1  |    |   |                   |
| 27       | 6G8-15716-00        | .PLATE, DRIVE<br>.PLAQUE, ENTRAINEMENT               | 1  |    |   |                   |
| 28       | 92902-06200         | .WASHER<br>.RONDELLE                                 | 1  |    |   |                   |
| 29       | 91490-16012         | .PIN, COTTER<br>.GOUPILLE, FENDUE                    | 1  |    |   |                   |
| 30       | 6G8-15712-00        | .COVER, STARTER CASE<br>.COUVERCLE, CARTER DEMARREUR | 1  |    |   |                   |
| 31       | 6G8-15779-00        | .COVER<br>.COUVERCLE                                 | 1  |    |   |                   |
| 32       | 6G8-15789-00        | .DAMPER<br>.AMORTISSEUR                              | 1  |    |   |                   |
| 33       | 6G8-15742-00        | .WASHER, DRIVE PAWL<br>.RONDELLE, CLIQUET            | 1  |    |   |                   |
| 34       | 6G1-15755-00        | HANDLE, STARTER<br>POIGNEE, DE DEMARREUR             | 1  |    |   |                   |
| 35       | 689-15779-01        | COVER<br>COUVERCLE                                   | 1  |    |   |                   |
| 36       | 97075-08030         | BOLT<br>BOULON                                       | 3  |    |   |                   |
| 37       | 92995-08600         | WASHER<br>RONDELLE                                   | 3  |    |   |                   |
| 38       | 6G8-15770-00        | CABLE COMP., STARTER STOP<br>CABLE, BUTEE DE DEMAR   | 1  |    |   |                   |
| 39       | 6G8-15771-00        | STAY 1<br>SUPPORT 1                                  | 1  |    |   |                   |
| 40       | 97095-06012         | BOLT<br>BOULON                                       | 1  |    |   |                   |
| 41       | 92995-06600         | WASHER<br>RONDELLE                                   | 1  |    |   |                   |
| 42       | 6G8-15772-00        | STAY 2<br>SUPPORT 2                                  | 1  |    |   |                   |

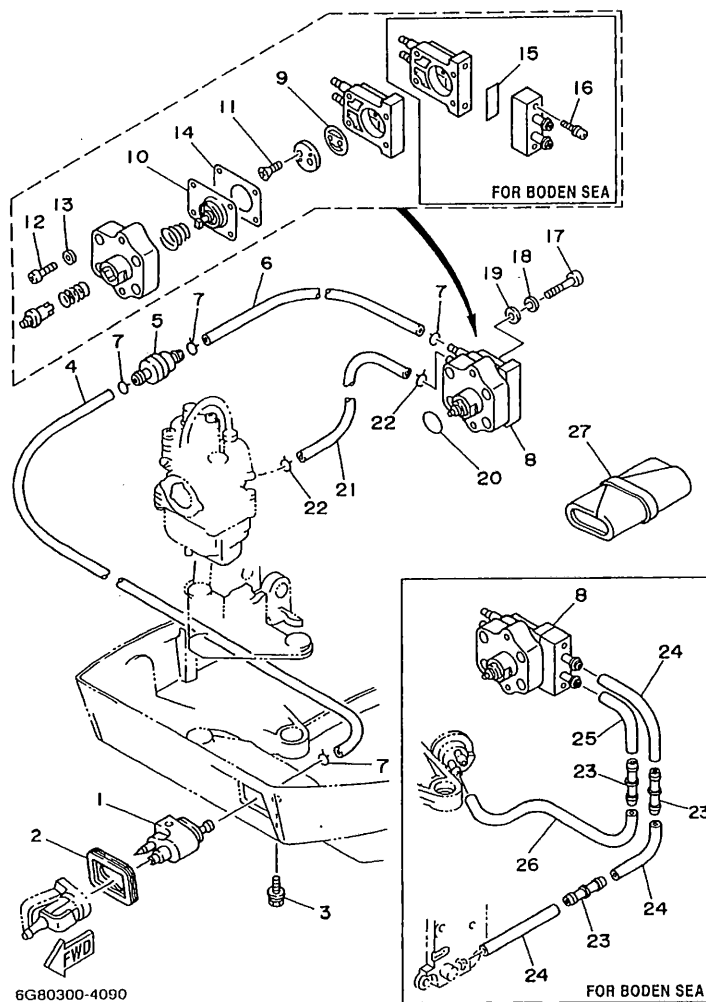
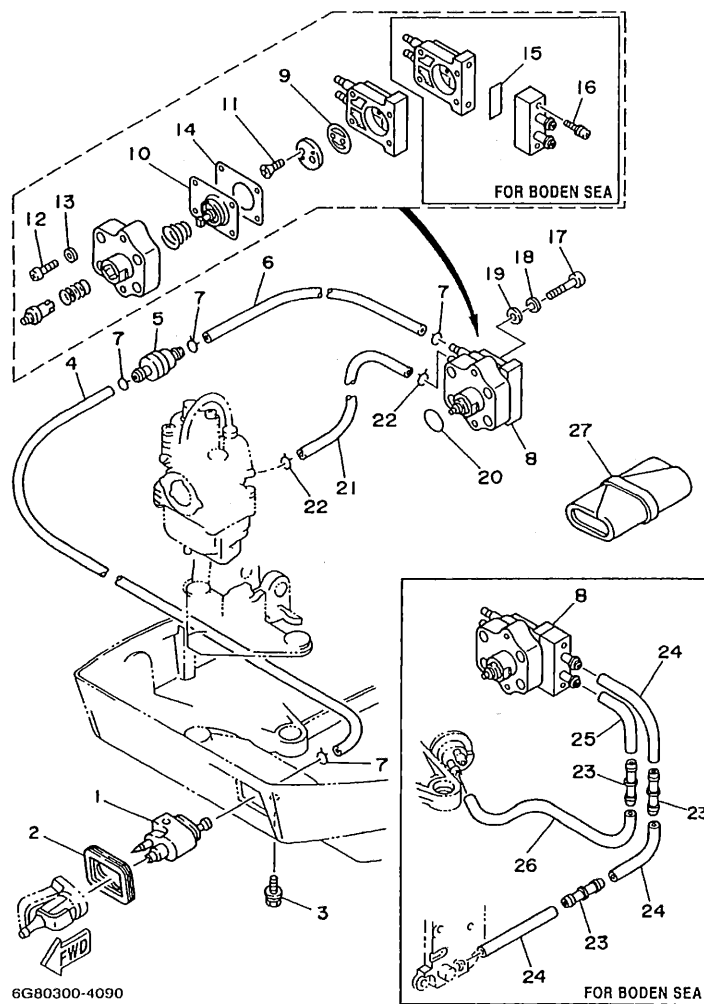


FIG. 9 FUEL

CARBURANT

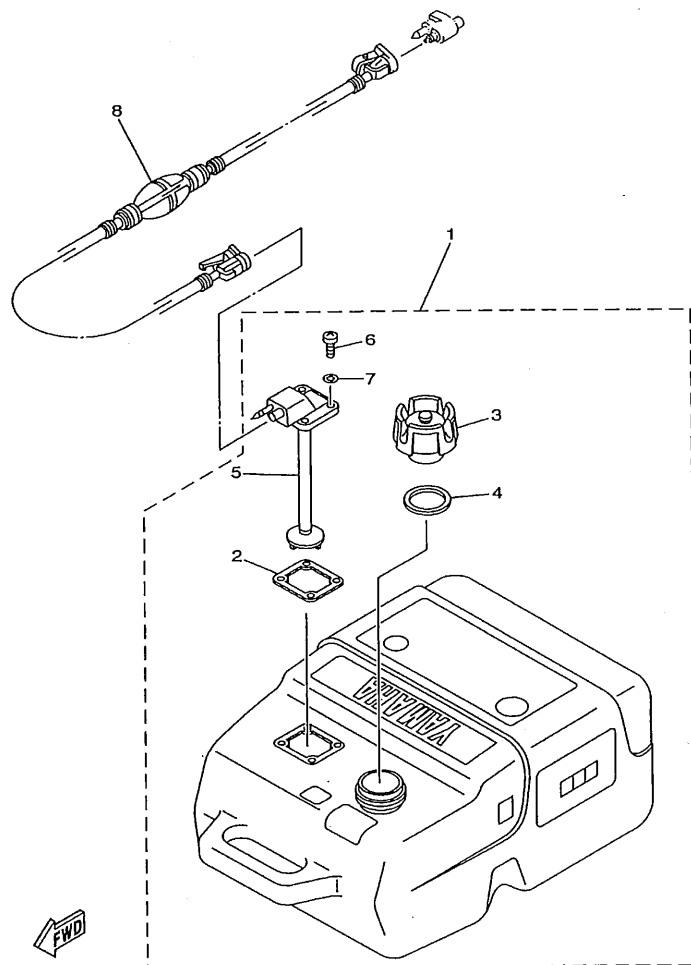
| REF. NO. | PART NO. NO. PIECES | DESCRIPTION DESCRIPTION                              | MH | U | W | REMARKS REMARQUES |
|----------|---------------------|--|----|---|---|-------------------|
| 1        | 6G1-24304-02        | FUEL PIPE JOINT COMP. 1 DURITE RACCORDEMT. A ESSENCE | 1  | 1 | 1 |                   |
| 2        | 6G8-24329-00        | SEAL JOINT   | 1  | 1 | 1 |                   |
| 3        | 97595-06520         | BOLT, WITH WASHER VIS HEXAGONAL AVC RONDELLE         | 1  | 1 | 1 |                   |
| 4        | 6G8-24311-00        | PIPE, FUEL 1 DURITE A ESSENCE                        | 1  | 1 | 1 |                   |
| 5        | 646-24251-02        | STRAINER 1 FILTRE 1                                  | 1  | 1 | 1 |                   |
| 6        | 90445-09065         | HOSE DURITE  | 1  | 1 | 1 |                   |
| 7        | 90467-08004         | CLIP JONC  | 4  | 4 | 4 |                   |
| 8        | 6G8-24410-03        | FUEL PUMP ASSY POMPE A ESSENCE                       | 1  | 1 | 1 | UR STD            |
|          | 6G8-24410-E0        | FUEL PUMP ASSY POMPE A ESSENCE                       | 1  | 1 | 1 | UR FOR BODEN SEA  |
| 9        | 6G8-24421-00        | VALVE, CHECK SOUPAPE, RETENUE                        | 1  | 1 | 1 |                   |
| 10       | 6G8-24411-02        | DIAPHRAGM DIAPHRAGME                                 | 1  | 1 | 1 |                   |
| 11       | 98780-03008         | SCREW, FLAT HEAD VIS, TETE PLATE                     | 2  | 2 | 2 |                   |
| 12       | 98503-04014         | SCREW, PAN HEAD VIS, TETE TRONCONIQUE                | 4  | 4 | 4 |                   |
| 13       | 92903-04600         | WASHER RONDELLE                                      | 4  | 4 | 4 |                   |
| 14       | 6G8-24471-00        | DIAPHRAGM DIAPHRAGME                                 | 1  | 1 | 1 |                   |
| 15       | 6G8-24329-00        | SEAL JOINT   | 1  | 1 | 1 | FOR BODEN SEA     |
| 16       | 677-24444-00        | SCREW VIS  | 2  | 2 | 2 | FOR BODEN SEA     |
| 17       | 97880-06025         | SCREW, PAN HEAD VIS, TETE TRONCONIQUE                | 2  | 2 | 2 |                   |
| 18       | 92990-06100         | WASHER, SPRING RONDELLE, GROWER                      | 2  | 2 | 2 |                   |
| 19       | 92990-06600         | WASHER, PLATE RONDELLE, PLATE                        | 2  | 2 | 2 |                   |
| 20       | 93210-20M65         | O-RING JOINT TORIQUE                                 | 1  | 1 | 1 |                   |
| 21       | 90445-09105         | HOSE DURITE  | 1  | 1 | 1 |                   |
| 22       | 90467-08004         | CLIP JONC  | 2  | 2 | 2 |                   |
| 23       | 6G8-24376-00        | PIPE, JOINT 1 DURITE 1, RACCORDEMENT                 | 3  | 3 | 3 | FOR BODEN SEA     |
| 24       | 90445-09065         | HOSE DURITE  | 3  | 3 | 3 | FOR BODEN SEA     |
| 25       | 6H4-24312-00        | PIPE 2 DURITE 2                                      | 1  | 1 | 1 | FOR BODEN SEA     |
| 26       | 90445-09M00         | HOSE DURITE  | 1  | 1 | 1 | FOR BODEN SEA     |



**FIG. 9 FUEL**

**CARBURANT**

[illegible]



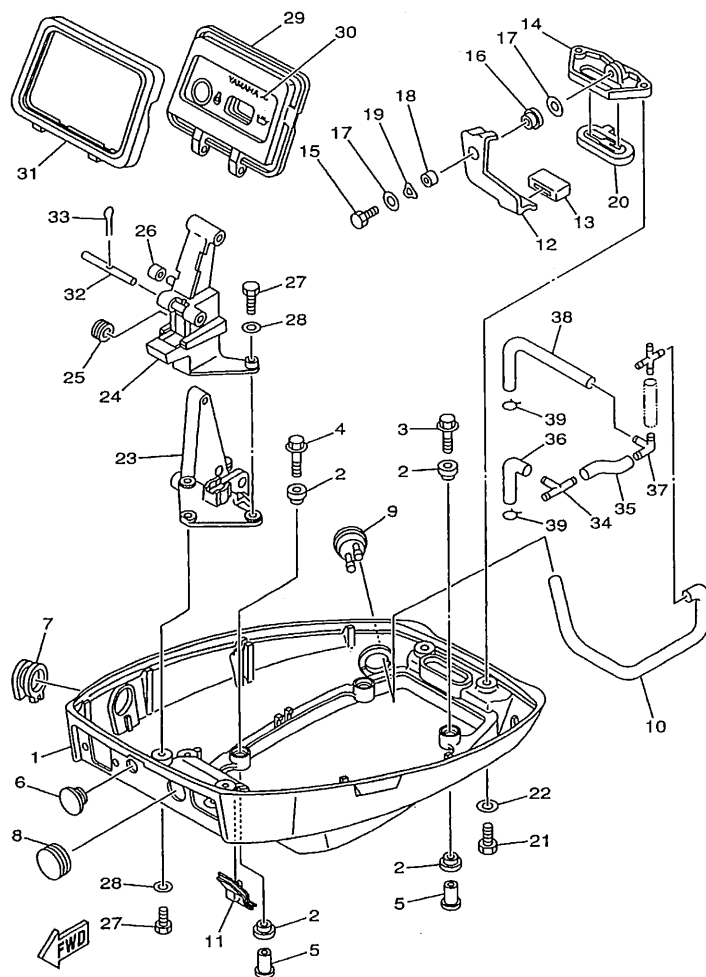
6J8NV-9080

FIG. 10 FUEL TANK

RESERVOIR A CARBURANT

| REF. NO. | PART NO. NO. PIECES | DESCRIPTION DESCRIPTION        | MH | EH | W | REMARKS REMARQUES                           |
|----------|---------------------|--------------------------------|----|----|---|---|
| 1        | 6YK-24201-01        | FUEL TANK ASSY                 | 1  | 1  | 1 | UR PLASTIC, 25L, "SCEPTER" UR FOR BODEN SEA |
|          | 6YK-24201-10        | RESERVOIR A ESSENCE (ENS.)     | 1  | 1  | 1 |   |
|          |                     | FUEL TANK ASSY (25L)           |    |    |   |   |
| 2        | 6YL-24268-01        | RESERVOIR A ESSENCE (ENS.) 25L | 1  | 1  | 1 | UR WITH INDICATOR                           |
|          |                     | .GASKET, FUEL METER            |    |    |   |   |
|          |                     | .JOINT, JAUGE A CARBURANT      |    |    |   |   |
| 3        | 6YK-24610-00        | .CAP ASSY                      | 1  | 1  | 1 | UR FOR BODEN SEA WITHOUT INDICATOR          |
|          |                     | .BOUCHON                       |    |    |   |   |
|          | 6YK-24610-10        | .CAP ASSY                      | 1  | 1  | 1 |   |
|          |                     | .BOUCHON                       |    |    |   |   |
| 4        | 6YL-24641-00        | .GASKET, CAP 1                 | 1  | 1  | 1 |   |
|          |                     | .JOINT 1, BOUCHON              |    |    |   |   |
| 5        | 6YK-24260-01        | .FUEL METER ASSY               | 1  | 1  | 1 |   |
|          |                     | .INDICATEUR DE CARBURANT       |    |    |   |   |
| 6        | 90157-05M16         | .SCREW, PAN HEAD               | 4  | 4  | 4 |   |
|          |                     | .VIS, TETE TRONCONIQUE         |    |    |   |   |
| 7        | 6YL-24329-00        | .SEAL                          | 4  | 4  | 4 |   |
|          |                     | .JOINT                         |    |    |   |   |
| 8        | 6YL-24306-50        | FUEL PIPE COMP. 1              | 1  | 1  | 1 |   |
|          |                     | DURITE A ESSENCE 1             |    |    |   |   |





6G80100-9130

FIG. 12 BOTTOM COWLING

CAPOT INFERIEUR

| REF. NO. | PART NO. NO. PIECES | DESCRIPTION DESCRIPTION                     | MH | EH | W | REMARKS REMARQUES |
|----------|---------------------|---|----|----|---|-------------------|
| 1        | 6G8-42711-02-4D     | COWLING, BOTTOM CUVETTE                     | 1  | 1  | 1 |                   |
| 2        | 90480-09M35         | GROMMET PASSE-FIL                           | 8  | 8  | 8 |                   |
| 3        | 90119-06M56         | BOLT, WITH WASHER BOULON, AVEC RONDELLE     | 2  | 2  | 2 |                   |
| 4        | 90119-06M55         | BOLT, WITH WASHER BOULON, AVEC RONDELLE     | 2  | 2  | 2 |                   |
| 5        | 90387-06M15         | COLLAR COLLERETTE                           | 4  | 4  | 4 |                   |
| 6        | 90480-17165         | GROMMET PASSE-FIL                           |    |    | 1 |                   |
| 7        | 6G8-42724-00        | GROMMET PASSE-FIL                           | 1  | 1  | 1 |                   |
| 8        | 6G8-42724-40        | GROMMET PASSE-FIL                           |    | 1  |   | UR                |
|          | 6G8-42725-10        | GROMMET PASSE-FIL                           | 1  |    |   | UR                |
| 9        | 6G8-44391-00        | NIPPLE, HOSE RACCORD D'ESSENCE              | 1  | 1  | 1 |                   |
| 10       | 90445-09163         | HOSE DURITE                                 | 1  | 1  | 1 | FOR STD           |
| 11       | 6G8-42727-00        | GROMMET PASSE-FIL                           | 1  | 1  | 1 |                   |
| 12       | 6G8-42815-00        | LEVER, CLAMP LEVIER, PRESSE                 | 1  | 1  | 1 |                   |
| 13       | 6G8-42831-00        | BUSHING POULIE                              | 1  | 1  | 1 |                   |
| 14       | 6G8-42811-00-94     | STAY SUPPORT                                | 1  | 1  | 1 |                   |
| 15       | 97013-06016         | BOLT BOULON                                 | 1  | 1  | 1 |                   |
| 16       | 90386-08M49         | BUSH DOUILLE                                | 1  | 1  | 1 |                   |
| 17       | 90201-06M31         | WASHER, PLATE RONDELLE, PLATE               | 2  | 2  | 2 |                   |
| 18       | 90387-06M72         | COLLAR COLLERETTE                           | 1  | 1  | 1 |                   |
| 19       | 90206-08M13         | WASHER, WAVE RONDELLE, ONDULEE              | 1  | 1  | 1 |                   |
| 20       | 6G8-42748-00        | GROMMET PASSE-FIL                           | 1  | 1  | 1 |                   |
| 21       | 97095-06016         | BOLT BOULON                                 | 2  | 2  | 2 |                   |
| 22       | 92995-06600         | WASHER RONDELLE                             | 2  | 2  | 2 |                   |
| 23       | 6G8-42738-00-94     | PLATE, FITTING ETRIER                       | 1  | 1  | 1 |                   |
| 24       | 6G8-42719-00-94     | PANEL, FRONT LOWER PANNEAU, AVANT INFERIEUR | 1  | 1  | 1 |                   |
| 25       | 90480-19031         | GROMMET PASSE-FIL                           | 1  | 1  | 1 |                   |
| 26       | 90445-05ME6         | HOSE DURITE                                 | 1  | 1  | 1 |                   |

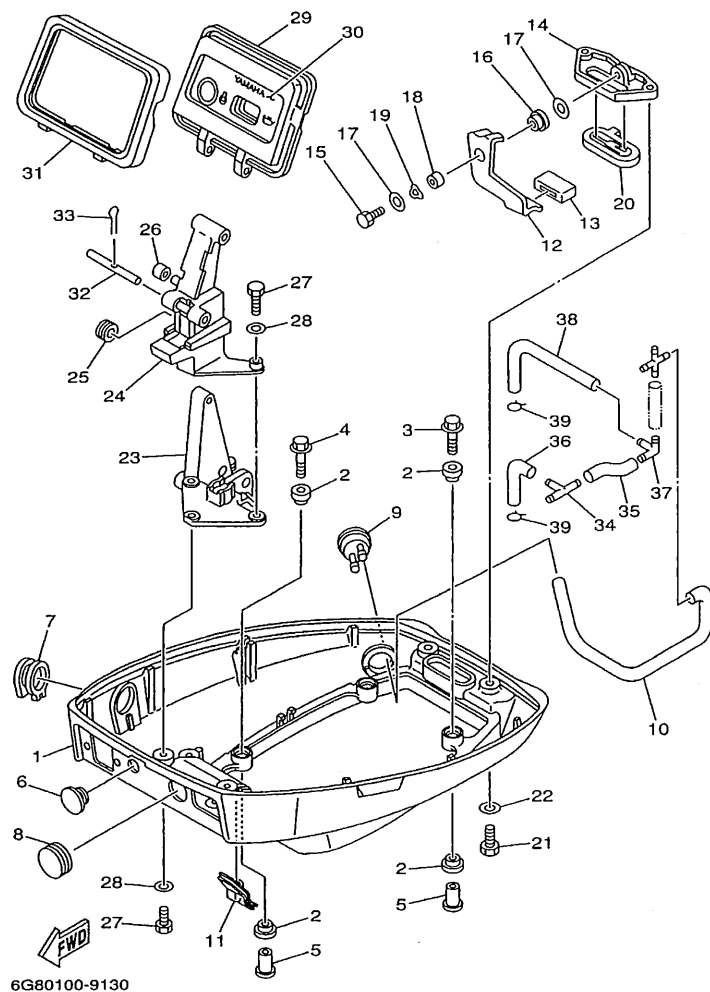


FIG. 12 BOTTOM COWLING

CAPOT INFERIEUR

| REF. NO. | PART NO. NO. PIECES | DESCRIPTION DESCRIPTION                     | M | H | E | U | REMARKS REMARQUES |
|----------|---------------------|---|---|---|---|---|-------------------|
| 27       | 97095-06016         | BOLT BOULON                                 | 4 | 4 | 4 |   |                   |
| 28       | 92995-06600         | WASHER RONDELLE                             | 4 | 4 | 4 |   |                   |
| 29       | 6G8-42614-02        | PANEL, FRONT UPPER PANNEAU, AVANT SUPERIEUR | 1 |   |   |   | UR                |
|          | 6G8-42614-12        | PANEL, FRONT UPPER PANNEAU, AVANT SUPERIEUR |   | 1 | 1 |   | UR                |
| 30       | 6G8-42677-00        | GRAPHIC, FRONT ADHESIF, AVANT               | 1 |   |   |   | UR                |
|          | 6G8-42677-10        | GRAPHIC, FRONT ADHESIF, AVANT               |   | 1 |   |   | UR                |
|          | 6G8-42677-20        | GRAPHIC, FRONT ADHESIF, AVANT               |   |   | 1 |   | UR                |
| 31       | 6G8-42629-02        | SEAL JOINT                                  | 1 | 1 | 1 |   |                   |
| 32       | 6G8-42755-00        | HINGE, COWLING PENTURE                      | 1 | 1 | 1 |   |                   |
| 33       | 91490-16010         | PIN, COTTER GOUPILLE, FENDUE                | 1 | 1 | 1 |   |                   |
| 34       | 6G8-24379-00        | PIPE, JOINT 4 DURITE RACCORDEMENT           | 1 | 1 | 1 |   |                   |
| 35       | 90445-10M78         | HOSE DURITE                                 | 1 | 1 | 1 |   |                   |
| 36       | 6G8-12476-00        | PIPE 6 DURITE 6                             | 1 | 1 | 1 |   |                   |
| 37       | 6G8-24378-01        | PIPE, JOINT 3 DURITE, RACCORDEMENT 3        | 1 | 1 | 1 |   |                   |
| 38       | 6G8-12485-00        | PIPE 5 DURITE 5                             | 1 | 1 | 1 |   |                   |
| 39       | 90467-10M04         | CLIP JONC                                   | 2 | 2 | 2 |   |                   |

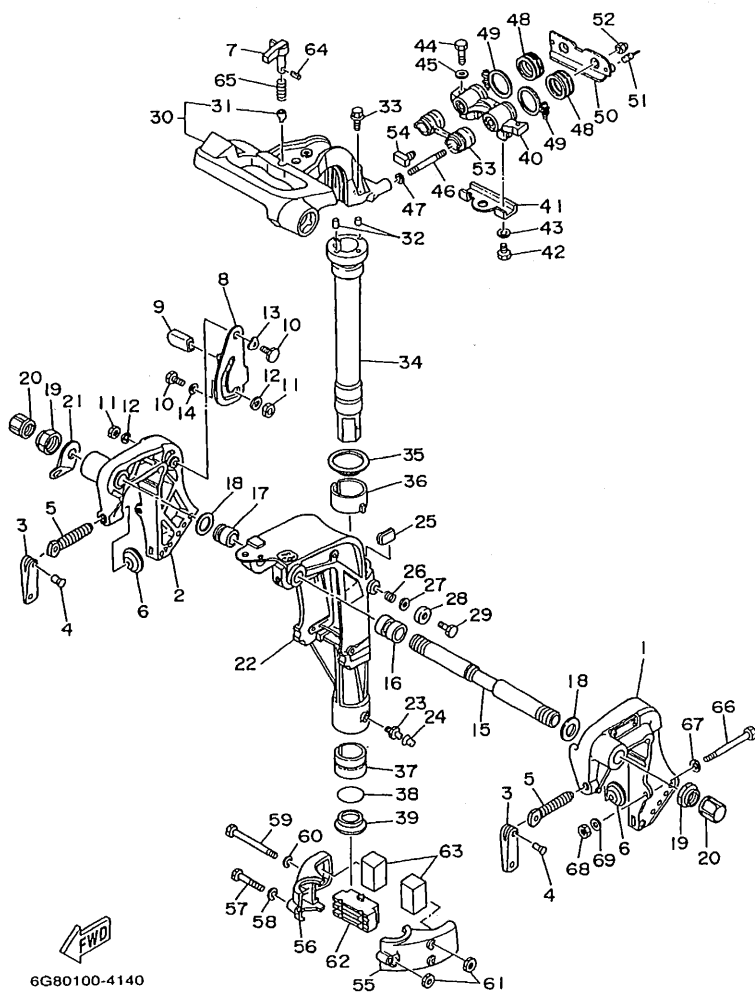


FIG. 13 BRACKET 1

SUPPORT 1

| REF. NO. | PART NO.        | DESCRIPTION                                       | MT | HT | W | REMARKS |
|----------|-----------------|---|----|----|---|---------|
| 1        | 6G8-43111-04-4D | BRACKET, CLAMP PRESSE                             | 1  | 1  | 1 |         |
| 2        | 6G8-43112-04-4D | BRACKET, CLAMP PRESSE                             | 1  | 1  | 1 |         |
| 3        | 6E0-43118-01    | HANDLE, TRANSOM CLAMP<br>POIGNEE DE VIS DE PRESSE | 2  | 2  | 2 |         |
| 4        | 90243-04M01     | PIN<br>GOUPILLE                                   | 2  | 2  | 2 |         |
| 5        | 6E7-43116-00    | SCREW, TRANSOM CLAMP<br>VIS DE PRESSE             | 2  | 2  | 2 |         |
| 6        | 648-43114-01    | PAD, TRANSOM CLAMP<br>RONDELLE D'APPUI            | 2  | 2  | 2 |         |
| 7        | 6G8-42561-00    | KNOB, STEERING LOCK<br>BOUTON                     | 1  | 1  | 1 |         |
| 8        | 6G8-43181-00    | LEVER, TILT STOP<br>LEVIER, VERROUILLAGE RELEVAGE | 1  | 1  | 1 |         |
| 9        | 682-43318-01    | COVER<br>CAPUCHON                                 | 1  | 1  | 1 |         |
| 10       | 90109-06M25     | BOLT<br>BOULON                                    | 2  | 2  | 2 |         |
| 11       | 95680-06100     | NUT, U<br>ECROU, U                                | 2  | 2  | 2 |         |
| 12       | 92990-06600     | WASHER, PLATE<br>RONDELLE, PLATE                  | 2  | 2  | 2 |         |
| 13       | 90206-10M15     | WASHER, WAVE<br>RONDELLE, ONDULEE                 | 1  | 1  | 1 |         |
| 14       | 682-43339-01    | WASHER<br>RONDELLE                                | 1  | 1  | 1 |         |
| 15       | 6G8-43131-00    | BOLT, CLAMP BRACKET<br>BOULON, PRESSE             | 1  | 1  | 1 |         |
| 16       | 90386-22M92     | BUSH<br>DOUILLE                                   | 1  | 1  | 1 |         |
| 17       | 90386-22M93     | BUSH<br>DOUILLE                                   | 1  | 1  | 1 |         |
| 18       | 90201-22M03     | WASHER, PLATE<br>RONDELLE, PLATE                  | 2  | 2  | 2 |         |
| 19       | 90185-22043     | NUT, SELF-LOCKING<br>ECROU, AUTO-BLOCANT          | 2  | 2  | 2 |         |
| 20       | 6G5-43145-00    | CAP, CLAMP BRACKET<br>CAPUCHON, PRESSE            | 2  | 2  | 2 |         |
| 21       | 6J8-43113-01    | PLATE, CLAMP BRACKET<br>PLAQUETTE, PRESSE         | 1  | 1  | 1 |         |
| 22       | 6G9-43311-04-4D | BRACKET, SWIVEL<br>SUPPORT, PIVOT                 |    |    | 1 | UR S    |
|          | 6G8-43311-15-4D | BRACKET, SWIVEL<br>SUPPORT, PIVOT                 | 1  | 1  | 1 | UR L/X  |
| 23       | 93700-06M03     | NIPPLE, GREASE<br>GRAISSEUR                       | 1  | 1  | 1 |         |
| 24       | 663-45119-00    | CAP, GREASE NIPPLE<br>CAPUCHON, GRAISSEUR         | 1  | 1  | 1 | AP      |
| 25       | 6G8-42528-00    | PLATE, FRICTION<br>PLAQUE, FRICTION               | 1  | 1  | 1 |         |
| 26       | 90501-18M00     | SPRING, COMPRESSION<br>RESSORT, COMPRESSION       | 1  | 1  | 1 |         |



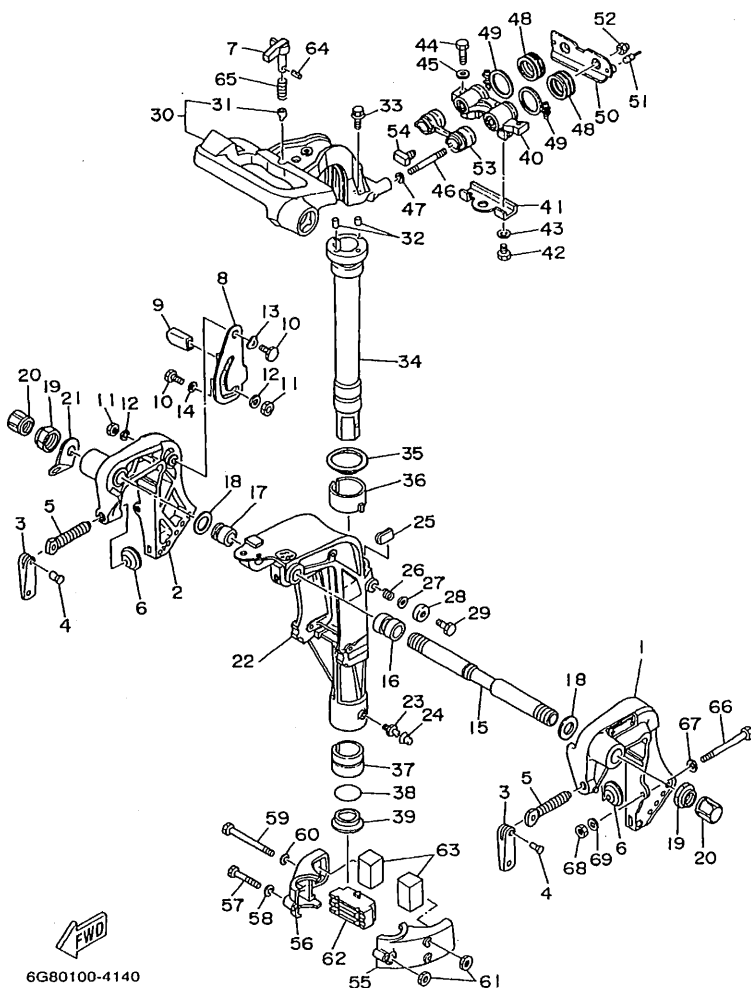
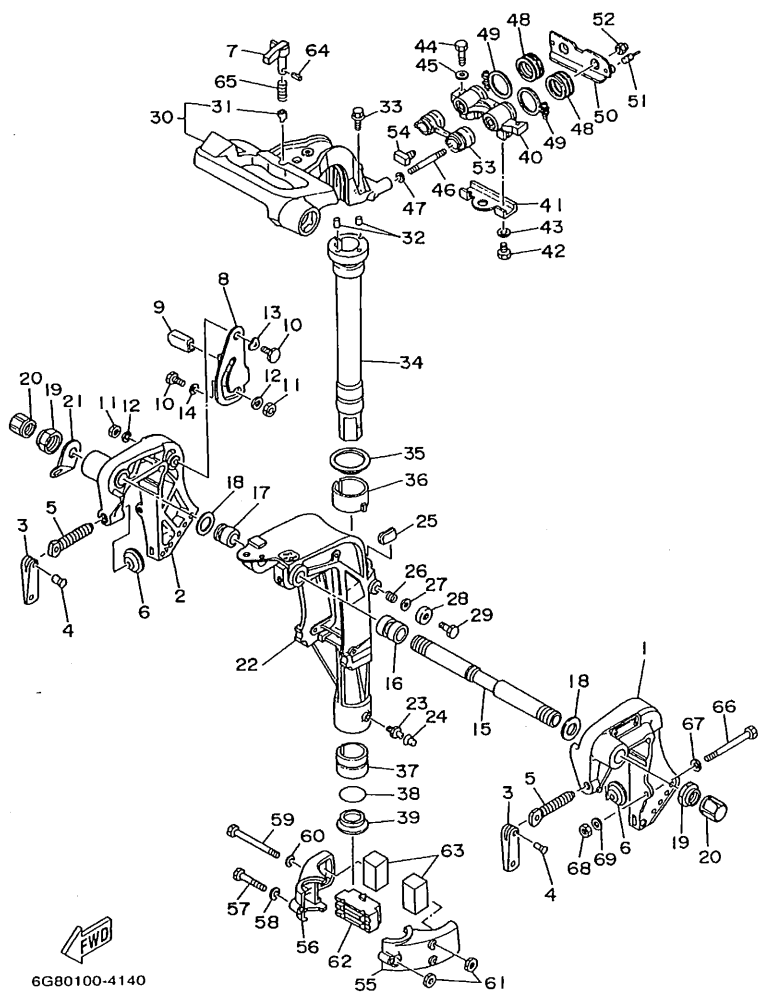


FIG. 13 BRACKET 1

SUPPORT 1

| REF. NO. | PART NO.        | DESCRIPTION  | M | H | W | REMARKS |
|----------|-----------------|--|---|---|---|---------|
| 27       | 90201-06M31     | WASHER, PLATE<br>RONDELLE, PLATE                               | 1 | 1 | 1 |         |
| 28       | 6G8-43373-00    | SEAL, DAMPER<br>JOINT  | 1 | 1 | 1 |         |
| 29       | 97095-06025     | BOLT<br>BOULON   | 1 | 1 | 1 |         |
| 30       | 6G8-42511-02-4D | BRACKET, STEERING<br>CADRE, DIRECTION                          | 1 | 1 | 1 |         |
| 31       | 6G8-42534-00    | .PIN, DOWEL<br>.GOUILLE  | 1 | 1 | 1 |         |
| 32       | 93605-15065     | PIN, DOWEL<br>GOUJON   | 2 | 2 | 2 |         |
| 33       | 90119-06M06     | BOLT, WITH WASHER<br>BOULON, AVEC RONDELLE                     | 2 | 2 | 2 |         |
| 34       | 6G9-42521-00-94 | SHAFT, STEERING PIVOT<br>AXE, PIVOT DE DIRECTION               |   |   | 1 | UR S    |
|          | 6G8-42521-10-94 | SHAFT, STEERING PIVOT<br>AXE, PIVOT DE DIRECTION               | 1 | 1 | 1 | UR L/X  |
| 35       | 90209-45M09     | WASHER<br>RONDELLE   | 1 | 1 | 1 |         |
| 36       | 6G8-42537-00    | BUSHING, PIVOT SHAFT<br>COUSSINET                              | 1 | 1 | 1 |         |
| 37       | 90386-37M47     | BUSH<br>DOUILLE  | 1 | 1 | 1 |         |
| 38       | 93210-37M67     | O-RING<br>JOINT TORIQUE  | 1 | 1 | 1 |         |
| 39       | 90386-37M48     | BUSH<br>DOUILLE  | 1 | 1 | 1 |         |
| 40       | 6G8-44517-00-94 | MOUNT RUBBER<br>SILENT-BLOC                                    | 1 | 1 | 1 |         |
| 41       | 6G8-44526-00    | PLATE<br>PLAQUE  | 1 | 1 | 1 |         |
| 42       | 97095-06012     | BOLT<br>BOULON   | 2 | 2 | 2 |         |
| 43       | 92995-06600     | WASHER<br>RONDELLE   | 2 | 2 | 2 |         |
| 44       | 97095-08030     | BOLT<br>BOULON   | 2 | 2 | 2 |         |
| 45       | 92995-08600     | WASHER<br>RONDELLE   | 2 | 2 | 2 |         |
| 46       | 90116-08M28     | BOLT, STUD<br>GOUJON   | 2 | 2 | 2 |         |
| 47       | 90201-08M12     | WASHER, PLATE<br>RONDELLE, PLATE                               | 2 | 2 | 2 |         |
| 48       | 6G8-44522-00    | SEAL<br>JOINT  | 2 | 2 | 2 |         |
| 49       | 90460-38M06     | CLAMP, HOSE<br>BRIDE, DE DURITE                                | 2 | 2 | 2 |         |
| 50       | 6G8-44518-00    | BRACKET COMP.<br>SUPPORT COMPLET                               | 1 | 1 | 1 |         |
| 51       | 6G8-44533-00    | DAMPER, UPPER MOUNT RUBBER<br>COUVERCLE, SUSPENSION INFÉRIEURE | 2 | 2 | 2 |         |
| 52       | 90185-08057     | NUT, SELF-LOCKING<br>ECROU, AUTO-BLOQUANT                      | 2 | 2 | 2 |         |



6G80100-4140

FIG. 13 BRACKET 1

SUPPORT 1

| REF. NO. | PART NO. NO. PIECES | DESCRIPTION DESCRIPTION                                    | Mt | H | w | REMARKS REMARQUES |
|----------|---------------------|--|----|---|---|-------------------|
| 53       | 6G8-44521-00        | SEAL JOINT   | 1  | 1 | 1 |                   |
| 54       | 6G8-44532-00        | STOPPER, UPPER MOUNT PLAQUETTE                             | 1  | 1 | 1 |                   |
| 55       | 6G8-44551-01-4D     | HOUSING, LOWER MOUNT RUBBER BOITIER, SILENT-BLOC INFÉRIEUR | 1  | 1 | 1 |                   |
| 56       | 6G8-44552-02-4D     | HOUSING, LOWER MOUNT RUBBER BOITIER, SILENT-BLOC INFÉRIEUR | 1  | 1 | 1 |                   |
| 57       | 97095-06045         | BOLT BOULON  | 1  | 1 | 1 |                   |
| 58       | 92995-06600         | WASHER RONDELLE  | 1  | 1 | 1 |                   |
| 59       | 97095-06095         | BOLT BOULON  | 2  | 2 | 2 |                   |
| 60       | 92995-06600         | WASHER RONDELLE  | 2  | 2 | 2 |                   |
| 61       | 95380-06700         | NUT ECROU  | 3  | 3 | 3 |                   |
| 62       | 6G8-44557-00        | MOUNT DAMPER, LOWER FRONT SILENT-BLOC, INFÉRIEUR AVANT     | 1  | 1 | 1 |                   |
| 63       | 682-44555-00        | MOUNT DAMPER, LOWER SIDE SILENT-BLOC, INFÉRIEUR LATÉRAL    | 2  | 2 | 2 |                   |
| 64       | 91690-30012         | PIN, SPRING GOUILLE, ELASTIQUE                             | 1  | 1 | 1 |                   |
| 65       | 90501-10071         | SPRING, COMPRESSION RESSORT, COMPRESSION                   | 1  | 1 | 1 |                   |
| 66       | 90101-08M88         | BOLT BOULON  | 2  | 2 | 2 |                   |
| 67       | 92995-08600         | WASHER RONDELLE  | 2  | 2 | 2 |                   |
| 68       | 90185-08057         | NUT, SELF-LOCKING ECROU, AUTO-BLOCANT                      | 2  | 2 | 2 |                   |
| 69       | 90201-08MA4         | WASHER, PLATE RONDELLE, PLATE                              | 2  | 2 | 2 |                   |

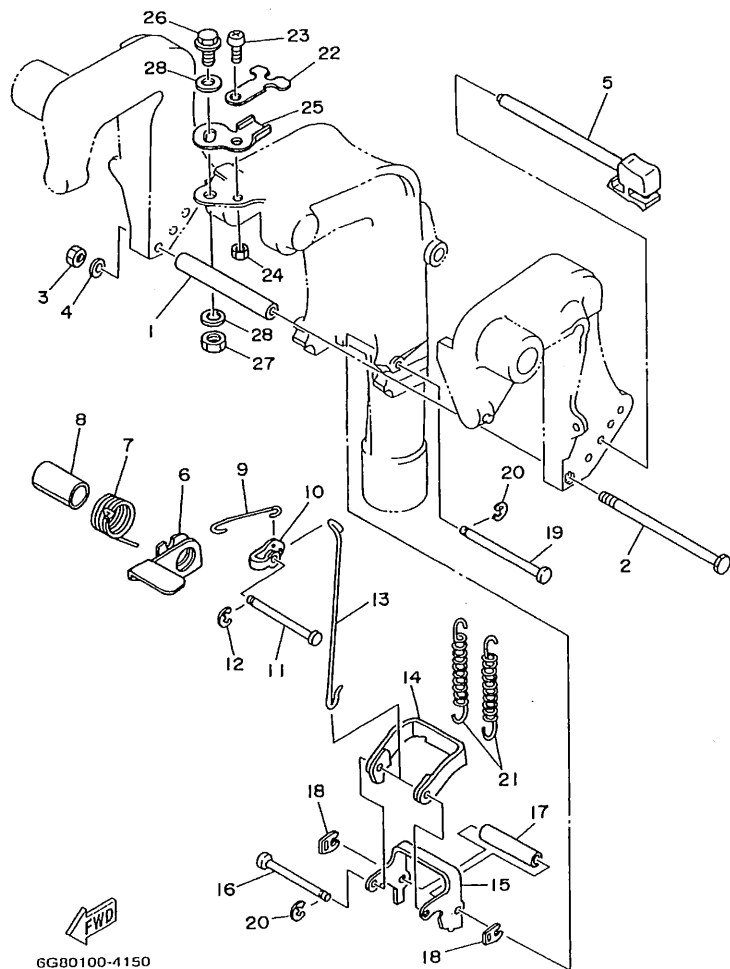
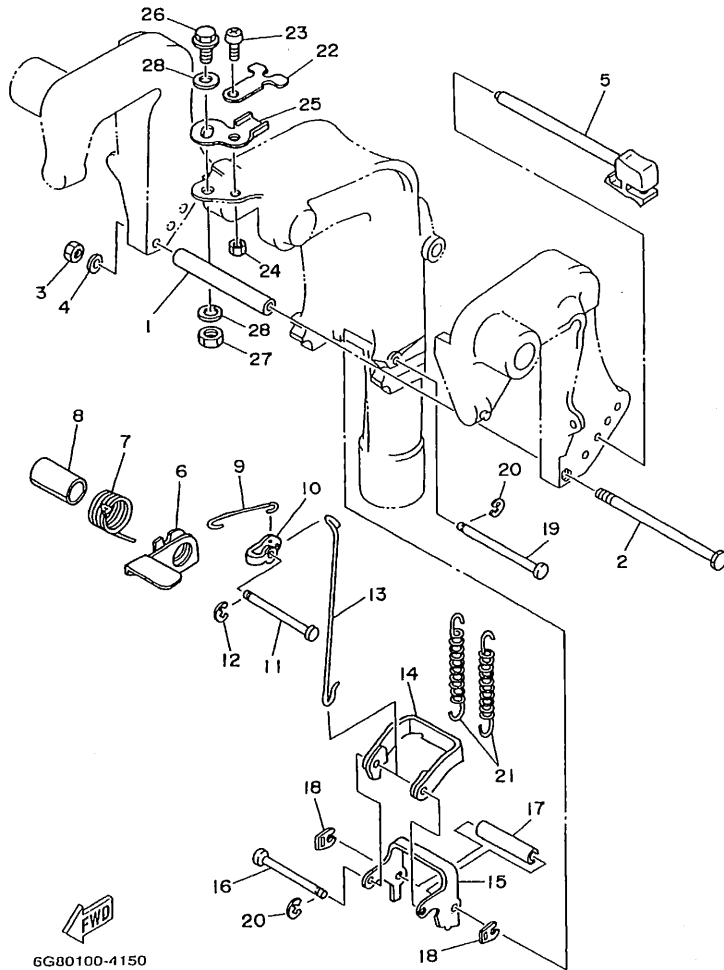


FIG. 14 BRACKET 2

| REF. NO. | PART NO. NO. PIECES | PART NO. DESCRIPTION                            | MH | EH | W | REMARKS REMARQUES           |
|----------|---------------------|---|----|----|---|-----------------------------|
| 1        | 90387-06M09         | COLLAR COLLERETTE                               | 1  | 1  | 1 |                             |
| 2        | 97095-06135         | BOLT BOULON                                     | 1  | 1  | 1 |                             |
| 3        | 95380-06700         | NUT ECROU                                       | 1  | 1  | 1 |                             |
| 4        | 92990-06600         | WASHER, PLATE RONDELLE, PLATE                   | 1  | 1  | 1 |                             |
| 5        | 6G8-43160-01        | TILT ROD ASSY BROCHE D'INCLINAISON. (ENS.)      | 1  | 1  | 1 |                             |
| 6        | 6G8-43631-03        | LEVER, TILT LEVIER, INCLINAISON                 | 1  | 1  | 1 |                             |
| 7        | 90508-18M33         | SPRING, TORSION RESSORT, TORSION                | 1  | 1  | 1 |                             |
| 8        | 90386-20M94         | BUSH DOUILLE                                    | 1  | 1  | 1 |                             |
| 9        | 6G8-43616-00        | ROD, TILT LOCK TIGE                             | 1  | 1  | 1 |                             |
| 10       | 682-43641-00        | LEVER, TILT LEVIER, INCLINAISON                 | 1  | 1  | 1 |                             |
| 11       | 90249-06M20         | PIN GOUPILLE                                    | 1  | 1  | 1 |                             |
| 12       | 93430-05027         | CIRCLIP CIRCLIP, TYPE S                         | 1  | 1  | 1 |                             |
| 13       | 6G8-43617-00        | ROD, TILT LOCK TIGE                             | 1  | 1  | 1 |                             |
| 14       | 682-43614-00        | PLATE, TILT LOCK ETRIER, VERROUILLAGE MARCHE AR | 1  | 1  | 1 |                             |
| 15       | 682-43615-01        | PLATE, TILT LOCK ETRIER, VERROUILLAGE MARCHE AR | 1  | 1  | 1 |                             |
| 16       | 682-43611-01        | SHAFT, TILT LOCK AXE, VERROUILLAGE MARCHE AR    | 1  | 1  | 1 |                             |
| 17       | 90387-06M20         | COLLAR COLLERETTE                               | 1  | 1  | 1 |                             |
| 18       | 682-43673-00        | WASHER 1 RONDELLE                               | 2  | 2  | 2 | WITHOUT SHALLOW WATER DRIVE |
| 19       | 682-43659-00        | SHAFT, REVERSE LOCK AXE, VERROUILLAGE MARCHE AR | 1  | 1  | 1 |                             |
| 20       | 93430-05027         | CIRCLIP CIRCLIP, TYPE S                         | 2  | 2  | 2 |                             |
| 21       | 90506-29M16         | SPRING, TENSION RESSORT, TENSION                | 2  | 2  | 2 |                             |
| 22       | 6G8-43319-03-94     | PLATE PLAQUE                                    | 1  | 1  | 1 |                             |
| 23       | 92580-06016         | SCREW VIS, TETE TRONCONIQUE                     | 1  | 1  | 1 |                             |
| 24       | 95380-06600         | NUT ECROU                                       | 1  | 1  | 1 |                             |
| 25       | 6G8-42512-02-94     | PLATE, CONTROL PLAQUE                           | 1  | 1  | 1 |                             |
| 26       | 97095-10020         | BOLT BOULON                                     | 1  | 1  | 1 |                             |
| 27       | 95380-10700         | NUT ECROU                                       | 1  | 1  | 1 |                             |

## SUPPORT 2

[illegible]

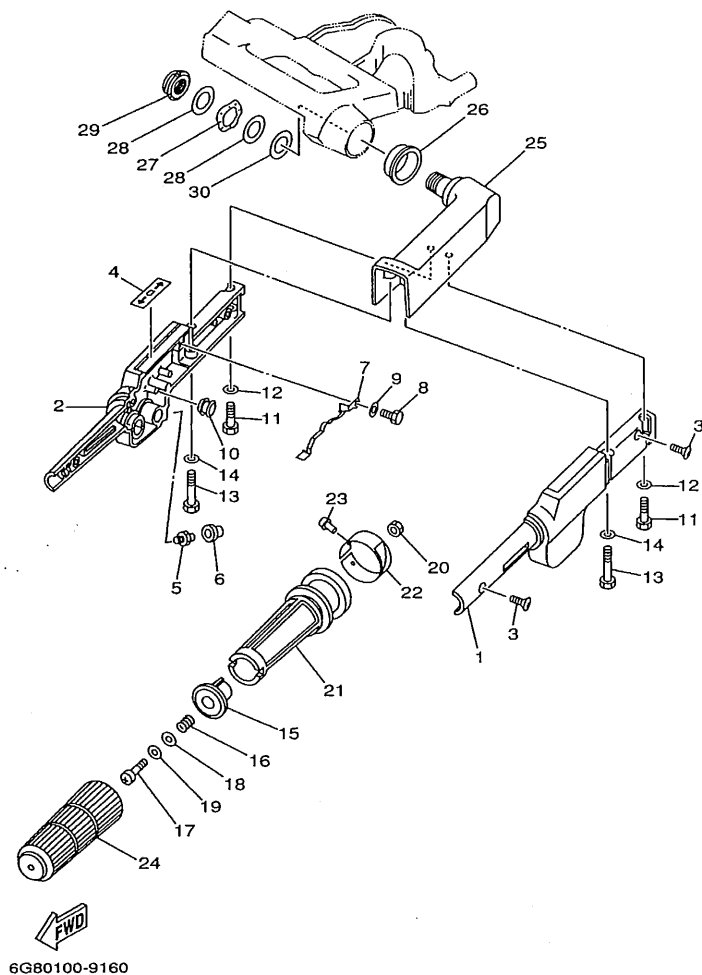


FIG. 15 STEERING

DIRECTION

| REF. NO. | PART NO.        | DESCRIPTION   | MT | ET | U | REMARKS |
|----------|-----------------|---|----|----|---|---------|
| 1        | 6G8-42111-01-4D | HANDLE, STEERING<br>POIGNEE                                     | 1  | 1  |   |         |
| 2        | 6G8-42112-02-4D | HANDLE, STEERING<br>POIGNEE                                     | 1  | 1  |   |         |
| 3        | 98780-05016     | SCREW, FLAT HEAD<br>VIS, TETE PLATE                             | 2  | 2  |   |         |
| 4        | 6G8-44191-00    | INDICATOR, SHIFT<br>ETIQUETTE, EMBRAYAGE                        | 1  | 1  |   |         |
| 5        | 93700-06M03     | NIPPLE, GREASE<br>GRAISSEUR                                     | 1  | 1  |   |         |
| 6        | 663-45119-00    | CAP, GREASE NIPPLE<br>CAPUCHON, GRAISSEUR                       | 1  | 1  |   | AP      |
| 7        | 6G8-42147-01    | SPRING<br>RESSORT   | 1  | 1  |   |         |
| 8        | 97095-05012     | BOLT<br>BOULON  | 1  | 1  |   |         |
| 9        | 92995-05600     | WASHER<br>RONDELLE  | 1  | 1  |   |         |
| 10       | 6H4-42725-00    | GROMMET<br>PASSE-FIL  | 1  | 1  |   |         |
| 11       | 97095-06025     | BOLT<br>BOULON  | 2  | 2  |   |         |
| 12       | 92995-06600     | WASHER<br>RONDELLE  | 2  | 2  |   |         |
| 13       | 97095-06040     | BOLT<br>BOULON  | 2  | 2  |   |         |
| 14       | 92995-06600     | WASHER<br>RONDELLE  | 2  | 2  |   |         |
| 15       | 6G8-42126-01-94 | FRICTION, STEERING HANDLE GRIP<br>CUVETTE, POIGNEE DE DIRECTION | 1  | 1  |   |         |
| 16       | 90501-23M42     | SPRING, COMPRESSION<br>RESSORT, COMPRESSION                     | 1  | 1  |   |         |
| 17       | 97880-06030     | SCREW, PAN HEAD<br>VIS, TETE TRONCONIQUE                        | 1  | 1  |   |         |
| 18       | 90201-06049     | WASHER, PLATE<br>RONDELLE, PLATE                                | 1  | 1  |   |         |
| 19       | 90202-06007     | WASHER, PLATE<br>RONDELLE, PLATE                                | 1  | 1  |   |         |
| 20       | 95380-06700     | NUT<br>ECROU  | 1  | 1  |   |         |
| 21       | 6G8-42119-00    | GRIP, STEERING HANDLE<br>POIGNEE, BARRE FRANCHE                 | 1  | 1  |   |         |
| 22       | 6G8-42137-01    | INDICATOR, THROTTLE<br>INDICATEUR, ACCELERATION                 | 1  | 1  |   |         |
| 23       | 90269-02M09     | RIVET<br>RIVET  | 1  | 1  |   |         |
| 24       | 6G8-42177-00    | RUBBER, HANDLE<br>CAOUTCHOUC, POIGNEE                           | 1  | 1  |   |         |
| 25       | 6G8-42113-02-4D | HANDLE, STEERING 3<br>POIGNEE 3                                 | 1  | 1  |   |         |
| 26       | 90386-33M56     | BUSH<br>DOUILLE   | 1  | 1  |   |         |
| 27       | 90206-20M14     | WASHER, WAVE<br>RONDELLE, ONDULEE                               | 1  | 1  |   |         |



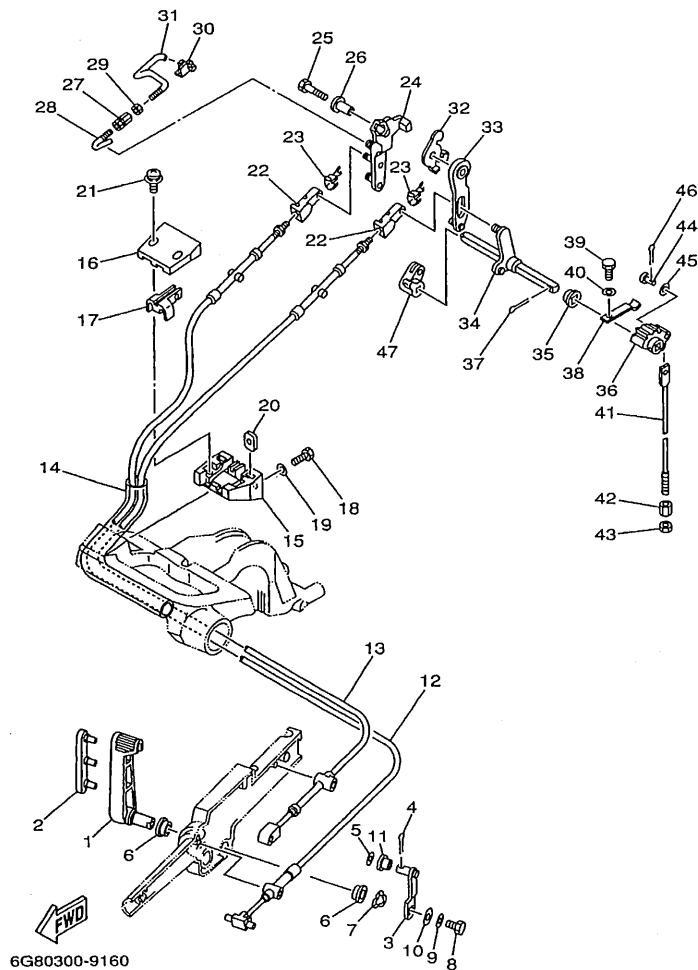


FIG. 16 CONTROL

COMMANDE

| REF. NO. | PART NO. NO. PIECES | DESCRIPTION DESCRIPTION                      | IN | IN | IN | REMARKS REMARQUES |
|----------|---------------------|--|----|----|----|-------------------|
| 1        | 6G8-44121-00-98     | LEVER, SHIFT ROD<br>LEVIER, TIGE D'INVERSION | 1  | 1  |    |                   |
| 2        | 6G8-42129-00        | BUSHING, RUBBER<br>DOUILLE, CAOUTCHOUC       | 1  | 1  |    |                   |
| 3        | 6G8-44123-00        | ARM, SHIFT ROD<br>BRAS, TIGE D'INVERSION     | 1  | 1  |    |                   |
| 4        | 91490-16010         | PIN, COTTER<br>GOUPILLE, FENDUE              | 1  | 1  |    |                   |
| 5        | 92990-05200         | WASHER, PLAIN<br>RONDELLE, PLATE             | 1  | 1  |    |                   |
| 6        | 90386-12069         | BUSH<br>DOUILLE                              | 2  | 2  |    |                   |
| 7        | 90206-12052         | WASHER, WAVE<br>RONDELLE, ONDULEE            | 1  | 1  |    |                   |
| 8        | 97013-06016         | BOLT<br>BOULON                               | 1  | 1  |    |                   |
| 9        | 92903-06600         | WASHER, PLATE<br>RONDELLE, PLATE             | 1  | 1  |    |                   |
| 10       | 90201-06M94         | WASHER, PLATE<br>RONDELLE, PLATE             | 1  | 1  |    |                   |
| 11       | 90386-05M54         | BUSH<br>DOUILLE                              | 1  | 1  |    |                   |
| 12       | 6G8-48311-02        | CABLE<br>CABLE                               | 1  | 1  |    |                   |
| 13       | 6G8-48321-01        | CABLE<br>CABLE                               | 1  | 1  |    |                   |
| 14       | 90445-24M00         | HOSE<br>DURITE                               | 1  | 1  |    |                   |
| 15       | 6G8-41661-00-98     | BRACKET<br>SUPPORT                           | 1  | 1  |    |                   |
| 16       | 6G8-41662-00-98     | BRACKET<br>SUPPORT                           | 1  | 1  |    |                   |
| 17       | 6G8-41663-00        | BRACKET 3<br>SUPPORT 3                       | 1  | 1  |    |                   |
| 18       | 97095-06016         | BOLT<br>BOULON                               | 2  | 2  |    |                   |
| 19       | 92995-06600         | WASHER<br>RONDELLE                           | 2  | 2  |    |                   |
| 20       | 6G8-41654-00        | NUT<br>ECROU                                 | 2  | 2  |    |                   |
| 21       | 90159-05M06         | SCREW, WITH WASHER<br>VIS, AVEC RONDELLE     | 2  | 2  |    |                   |
| 22       | 6G8-26363-00        | END, CABLE<br>EMBOUT DE CABLE                | 2  | 2  | 2  |                   |
| 23       | 6G8-26364-00        | END, CABLE 2<br>EMBOUT, DE CABLE             | 2  | 2  | 2  |                   |
| 24       | 6G8-41212-00        | ARM, ACCEL.<br>BRAS                          | 1  | 1  | 1  |                   |
| 25       | 97013-06030         | BOLT<br>BOULON                               | 1  | 1  | 1  |                   |
| 26       | 90387-06M58         | COLLAR<br>COLLERETTE                         | 1  | 1  | 1  |                   |
| 27       | 6G8-41238-01        | JOINT, LINK<br>RACCORD                       | 1  | 1  | 1  |                   |

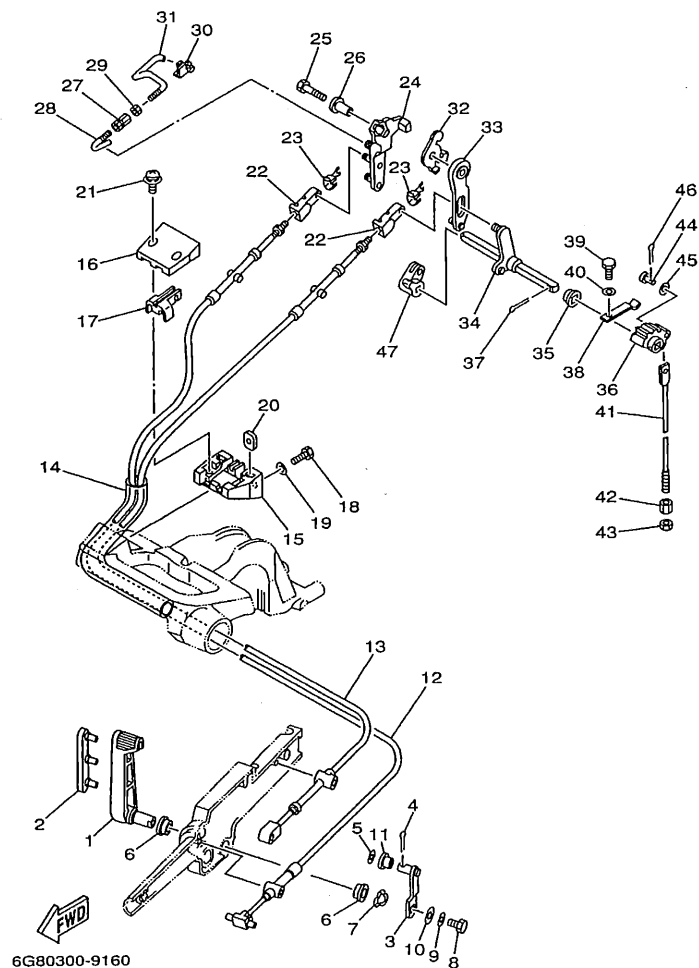
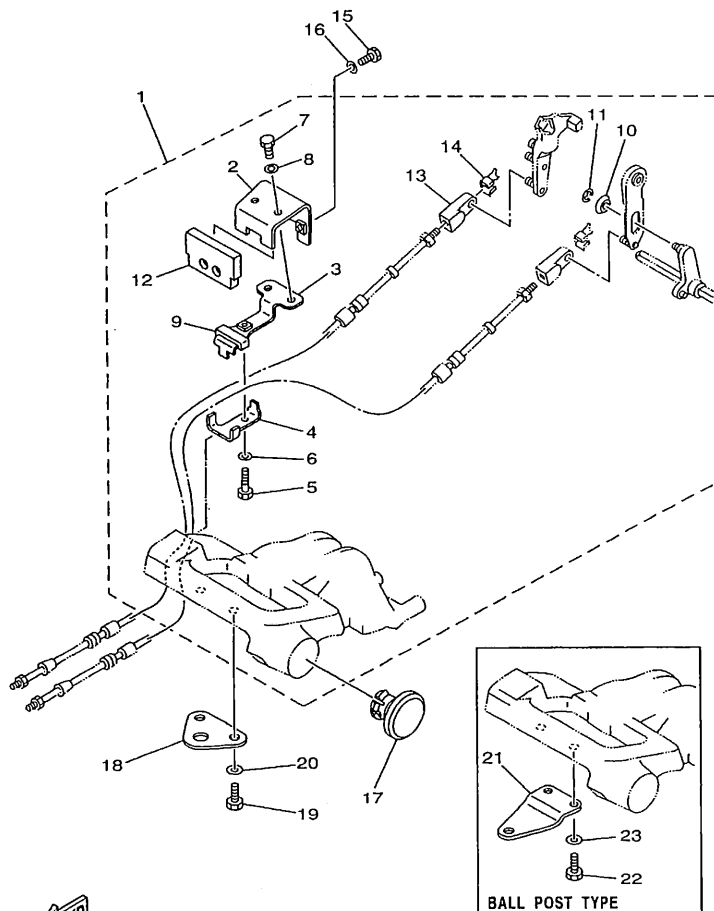


FIG. 16 CONTROL

COMMANDE

| REF. NO. | PART NO. NO. PIECES | DESCRIPTION DESCRIPTION                           | MH | EH | W | REMARKS REMARQUES |
|----------|---------------------|---|----|----|---|-------------------|
| 28       | 6G8-41241-01        | ROD, LINK<br>BIELLETTTE                           | 1  | 1  | 1 |                   |
| 29       | 95380-04600         | NUT<br>ECROU                                      | 1  | 1  | 1 |                   |
| 30       | 6G8-41237-01        | JOINT, LINK<br>RACCORD                            | 1  | 1  | 1 |                   |
| 31       | 6G8-41242-01        | ROD 2<br>TIGE 2                                   | 1  | 1  | 1 |                   |
| 32       | 6G8-14493-00        | STAY 1<br>SUPPORT 1                               | 1  | 1  | 1 |                   |
| 33       | 6G8-44111-00        | HANDLE, GEAR SHIFT<br>POIGNEE, LEVIER D'EMBRAYAGE | 1  | 1  | 1 |                   |
| 34       | 6G8-44159-00        | HANDLE, GEAR SHIFT<br>POIGNEE, LEVIER D'EMBRAYAGE | 1  | 1  | 1 |                   |
| 35       | 682-44132-00        | BUSHING<br>COUSSINET                              | 1  | 1  | 1 |                   |
| 36       | 682-44121-01        | LEVER, SHIFT ROD<br>LEVIER, TIGE D'INVERSION      | 1  | 1  | 1 |                   |
| 37       | 91490-25020         | PIN, COTTER<br>GOUPILLE, FENDUE                   | 1  | 1  | 1 |                   |
| 38       | 682-44116-01        | SPRING<br>RESSORT                                 | 1  | 1  | 1 |                   |
| 39       | 97095-06014         | BOLT<br>BOULON                                    | 1  | 1  | 1 |                   |
| 40       | 92995-06600         | WASHER<br>RONDELLE                                | 1  | 1  | 1 |                   |
| 41       | 6G9-44143-00        | ROD, SHIFT<br>TIGE D'EMBRAYAGE                    |    |    | 1 | UR S              |
|          | 6G8-44143-10        | ROD, SHIFT<br>TIGE D'EMBRAYAGE                    | 1  | 1  | 1 | UR L/X            |
| 42       | 90170-06015         | NUT<br>ECROU                                      | 1  | 1  | 1 |                   |
| 43       | 95380-06700         | NUT<br>ECROU                                      | 1  | 1  | 1 |                   |
| 44       | 91790-05020         | PIN, CLEVIS<br>BOULON, A GOUPILLE                 | 1  | 1  | 1 |                   |
| 45       | 92990-05600         | WASHER, PLATE<br>RONDELLE, PLATE                  | 1  | 1  | 1 |                   |
| 46       | 91490-16010         | PIN, COTTER<br>GOUPILLE, FENDUE                   | 1  | 1  | 1 |                   |
| 47       | 6G8-44125-00        | LEVER, SHIFT ROD<br>LEVIER, TIGE D'INVERSION      | 1  | 1  | 1 |                   |

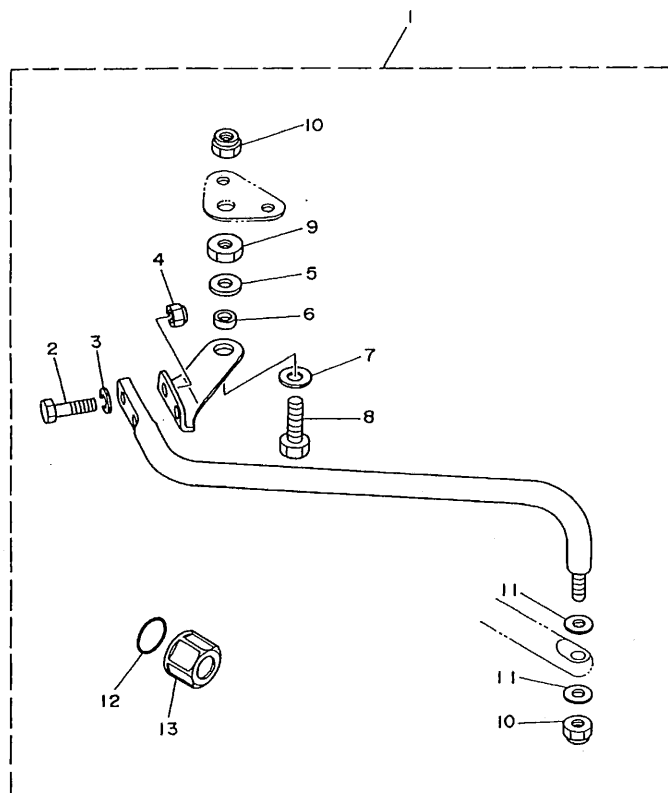




FWD  
6G90100-9190

FIG. 17 REMOTE CONTROL ATTACHMENT COMMANDE A DISTANCE

| REF. NO. | PART NO. NO. PIECES | DESCRIPTION DESCRIPTION                                   | MH | EH | u | REMARKS REMARQUES      |
|----------|---------------------|---|----|----|---|------------------------|
| 1        | 6G8-48501-03        | REMOTE CONT. ATTACHMENT ASSY. COMMANDE A DISTANCE (KIT)   |    |    | 1 | AP                     |
| 2        | 6G8-48531-51        | .BRACKET, REMOTE CONTROL 1 .ETRIER 1, COMMANDE A DISTANCE |    |    | 1 |                        |
| 3        | 6G8-48532-50        | .BRACKET, REMOTE CONTROL 2 .ETRIER 2, COMMANDE A DISTANCE |    |    | 1 |                        |
| 4        | 6G8-48538-50        | .CLAMP, CABLE 1 .COLLIER                                  |    |    | 1 |                        |
| 5        | 97095-06030         | .BOLT .BOULON   |    |    | 1 |                        |
| 6        | 92995-06600         | .WASHER .RONDELLE   |    |    | 1 |                        |
| 7        | 97095-06012         | .BOLT .BOULON   |    |    | 2 |                        |
| 8        | 92995-06600         | .WASHER .RONDELLE   |    |    | 2 |                        |
| 9        | 6G8-48565-50        | .GROMMET .PASSE-FIL                                       |    |    | 1 |                        |
| 10       | 90387-06M73         | .COLLAR .COLLERETTE                                       |    |    | 1 |                        |
| 11       | 93430-04M03         | .CIRCLIP .CIRCLIP, TYPE S                                 |    |    | 1 |                        |
| 12       | 6G8-48351-51        | .SEAL, RUBBER .PASSE-FIL                                  |    |    | 1 |                        |
| 13       | 6G8-26363-00        | .END, CABLE .EMBOUT DE CABLE                              |    |    | 1 |                        |
| 14       | 6G8-26364-00        | .END, CABLE 2 .EMBOUT, DE CABLE                           |    |    | 1 |                        |
| 15       | 97095-06016         | BOLT BOULON   |    |    | 2 |                        |
| 16       | 92995-06600         | WASHER RONDELLE   |    |    | 2 |                        |
| 17       | 6G8-42551-00        | GROMMET PASSE-FIL   |    |    | 1 |                        |
| 18       | 6G8-48511-20        | HOOK, STEERING ATTACHE, DIRECTION                         |    |    | 1 | UR STEERING GUIDE TYPE |
| 19       | 97095-06016         | BOLT BOULON   |    |    | 2 |                        |
| 20       | 92995-06600         | WASHER RONDELLE   |    |    | 2 |                        |
| 21       | 6G8-48511-10        | HOOK, STEERING ATTACHE, DIRECTION                         |    |    | 1 | AP BALL POST TYPE      |
| 22       | 97095-06016         | BOLT BOULON   |    |    | 2 |                        |
| 23       | 92995-06600         | WASHER RONDELLE   |    |    | 2 |                        |

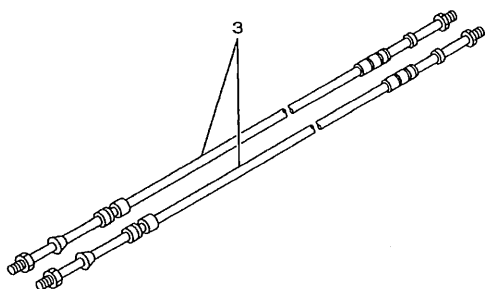


**6G90100-9200**

**FIG. 18 STEERING GUIDE**

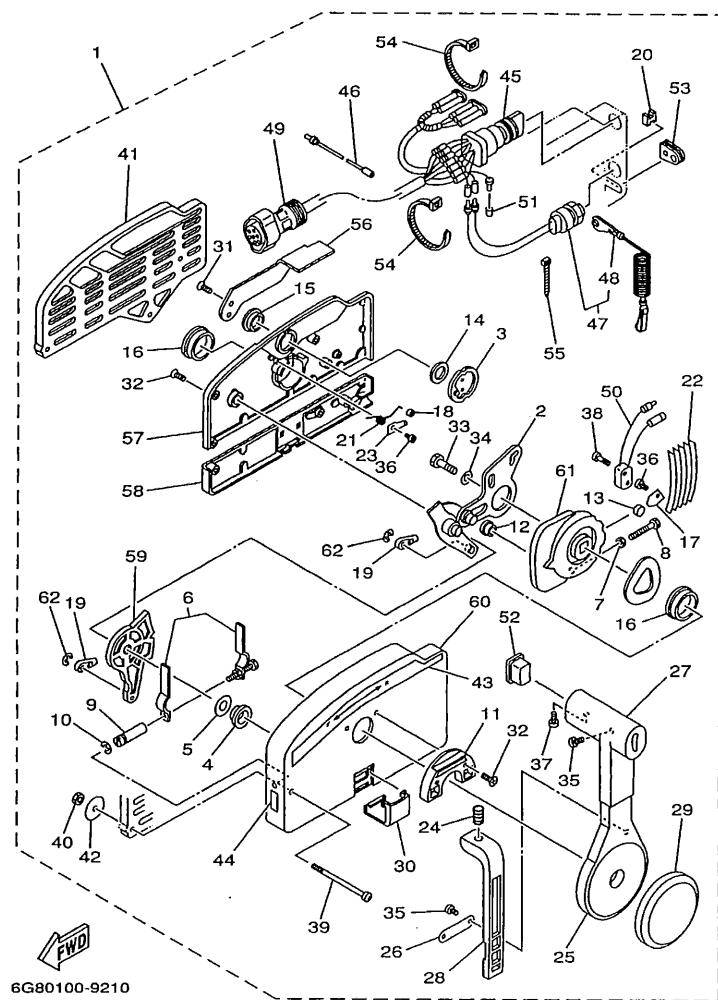
## FIXATION DE DIRECTION

[illegible]



## BOITIER DE COMMANDE A DISTANCE

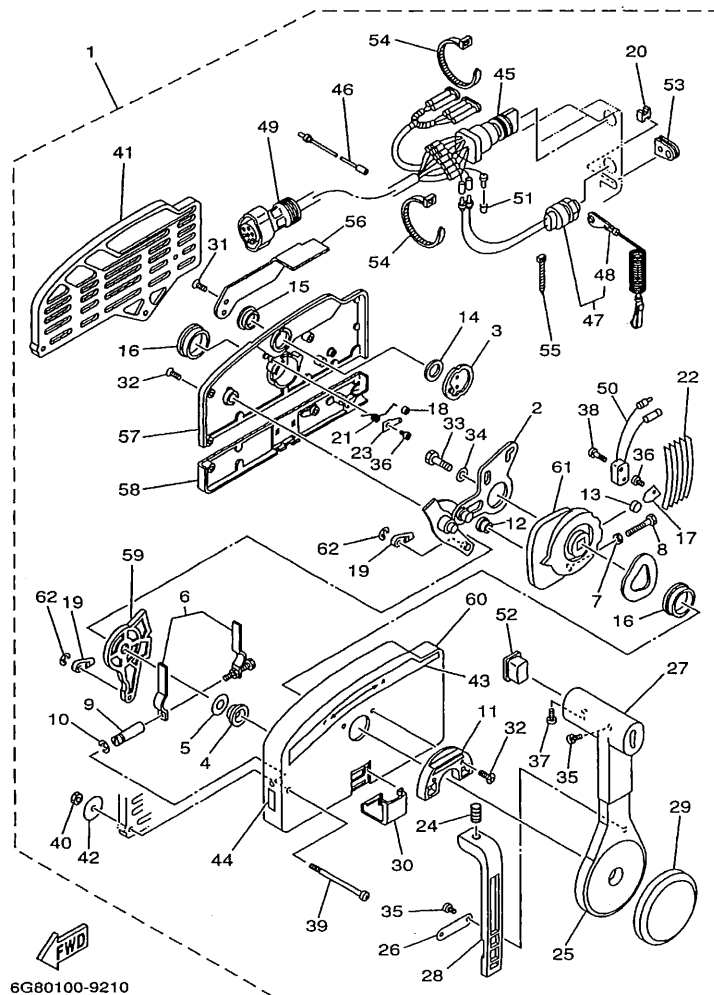
[illegible]



6G80100-9210

FIG. 20 REMOTE CONTROL ASSY 1 BOITIER DE COMMANDE A DISTANCE 1

| REF. NO. | PART NO. NO. PIECES | DESCRIPTION DESCRIPTION                                    | MH | EH | W | REMARKS REMARQUES |
|----------|---------------------|--|----|----|---|-------------------|
| 1        | 703-48240-12        | REMOTE CONTROL ASSY (7P)<br>BOITIER DE COMMANDE A DISTANCE |    |    | 1 |                   |
| 2        | 703-48261-11        | .ARM, THROTTLE<br>.BRAS, ACCELERATION                      |    |    | 1 |                   |
| 3        | 703-48153-00        | .SHAFT, FREE ACCEL.<br>.AXE                                |    |    | 1 |                   |
| 4        | 703-48235-00        | .BUSHING<br>.COUSSINET                                     |    |    | 1 |                   |
| 5        | 703-48268-00        | .SPACER<br>.ENTRETOISE                                     |    |    | 1 |                   |
| 6        | 703-48264-00        | .THROTTLE, FRICTION<br>.ACCELERATION                       |    |    | 1 |                   |
| 7        | 95380-05600         | .NUT<br>.ECROU   |    |    | 1 |                   |
| 8        | 97380-05025         | .BOLT<br>.BOULON   |    |    | 1 |                   |
| 9        | 703-48265-00        | .SHAFT, FRICTION<br>.AXE, COPILOTE                         |    |    | 1 |                   |
| 10       | 93430-06024         | .CIRCLIP<br>.CIRCLIP, TYPE S                               |    |    | 3 |                   |
| 11       | 703-48245-00        | .PLATE, LOCK<br>.PLAQUE, VERROU                            |    |    | 1 |                   |
| 12       | 703-48252-00        | .ROLLER, CAM<br>.POULIE                                    |    |    | 1 |                   |
| 13       | 701-48248-00        | .ROLLER, FREE ACCEL.<br>.POULIE                            |    |    | 1 |                   |
| 14       | 703-48198-00        | .WASHER, WAVE<br>.RONDELLE, ELASTIQUE ONDULEE              |    |    | 1 |                   |
| 15       | 703-48243-00        | .BUSHING<br>.COUSSINET                                     |    |    | 1 |                   |
| 16       | 703-48236-00        | .BUSHING 1<br>.POULIE                                      |    |    | 2 |                   |
| 17       | 703-48189-00        | .RETAINER<br>.FLASQUE                                      |    |    | 1 |                   |
| 18       | 703-48234-00        | .ROLLER, DETENT<br>.POULIE                                 |    |    | 1 |                   |
| 19       | 703-48345-01        | .CABLE END, REMOTE CONTROL 2<br>.CHAPE CABLE               |    |    | 2 |                   |
| 20       | 703-48358-00        | .ANCHOR, CABLE<br>.COLLIER                                 |    |    | 1 |                   |
| 21       | 703-48244-00        | .SPRING, FREE ACCEL.<br>.RESSORT                           |    |    | 1 |                   |
| 22       | 703-48238-00        | .SPRING, DETENT<br>.RESSORT                                |    |    | 5 |                   |
| 23       | 703-48246-00        | .SPACER<br>.ENTRETOISE                                     |    |    | 1 |                   |
| 24       | 703-48227-00        | .SPRING, NEUTRAL LOCK<br>.RESSORT                          |    |    | 1 |                   |
| 25       | 703-48221-00        | .LEVER, CONTROL<br>.LEVIER, COMMANDE                       |    |    | 1 |                   |
| 26       | 703-48226-00        | .PLATE, STOPPER<br>.PLAQUETTE                              |    |    | 1 |                   |
| 27       | 703-48222-00        | .GRIP, CONTROL LEVER<br>.POIGNEE, COMMANDE LEVIER          |    |    | 1 | SINGLE            |



6G80100-9210

FIG. 20 REMOTE CONTROL ASSY 1 BOITIER DE COMMANDE A DISTANCE 1

| REF. NO. | PART NO. NO. PIECES | DESCRIPTION DESCRIPTION                                  | MH | U | W | REMARKS REMARQUES |
|----------|---------------------|--|----|---|---|-------------------|
| 28       | 703-48223-00        | .LOCK, NEUTRAL<br>.VERROU, NEUTRAL                       |    |   | 1 |                   |
| 29       | 703-48225-00        | .COVER<br>.COUVERCLE                                     |    |   | 1 |                   |
| 30       | 703-48219-00        | .COVER, LEAD<br>.COUVERCLE                               |    |   | 1 |                   |
| 31       | 703-48281-00        | .SCREW<br>.VIS   |    |   | 2 |                   |
| 32       | 703-48282-00        | .SCREW<br>.VIS   |    |   | 7 |                   |
| 33       | 97395-08030         | .BOLT<br>.BOULON   |    |   | 1 |                   |
| 34       | 92990-08600         | .WASHER, PLATE<br>.RONDELLE, PLATE                       |    |   | 1 |                   |
| 35       | 98580-04010         | .SCREW, PAN HEAD<br>.VIS, TETE TRONCONIQUE               |    |   | 3 | SINGLE            |
| 36       | 98580-04006         | .SCREW, PAN HEAD<br>.VIS, TETE TRONCONIQUE               |    |   | 2 |                   |
| 37       | 98580-05010         | .SCREW, PAN HEAD<br>.VIS, TETE TRONCONIQUE               |    |   | 1 |                   |
| 38       | 98580-03015         | .SCREW, PAN HEAD<br>.VIS, TETE TRONCONIQUE               |    |   | 2 |                   |
| 39       | 703-48291-10        | .SCREW (M6)<br>.VIS (M6)                                 |    |   | 3 |                   |
| 40       | 95380-06600         | .NUT<br>.ECROU   |    |   | 3 |                   |
| 41       | 703-48293-10        | .SPACER, REMOTE CONTROL<br>.ENTRETOISE                   |    |   | 1 | SINGLE            |
| 42       | 701-48287-00        | .WASHER<br>.RONDELLE                                     |    |   | 3 |                   |
| 43       | 703-48215-00        | .GRAPHIC<br>.ADHESIF                                     |    |   | 1 |                   |
| 44       | 702-48217-00        | .MARK<br>.ETIQUETTE                                      |    |   | 1 |                   |
| 45       | 703-82510-20        | .MAIN SWITCH ASSY<br>.CONTACTEUR A CLEF COMPLET          |    |   | 1 |                   |
| 46       | 703-82531-00        | .WIRE, LEAD<br>.FIL                                      |    |   | 1 |                   |
| 47       | 688-82575-01        | .ENGINE STOP SWITCH ASSY<br>.COUPE CIRCUIT CPLT          |    |   | 1 |                   |
| 48       | 682-82556-00        | .STOPPER<br>.PLAQUETTE                                   |    |   | 1 |                   |
| 49       | 688-82586-21        | .EXTENSION, WIRE HARNESS<br>.EXTENSION, FAISCEAU DE FILS |    |   | 1 | L:5M (7P)         |
| 50       | 703-82540-00        | .NEUTRAL SWITCH ASSY<br>.CONTACTEUR DE POINT-MORT        |    |   | 1 |                   |
| 51       | 703-82542-00        | .CAP<br>.COUVERCLE                                       |    |   | 1 |                   |
| 52       | 703-48224-00        | .COVER, CONTROL LEVER<br>.COUVERCLE                      |    |   | 1 | WITHOUT PT/T SW.  |
| 53       | 703-48284-00        | .GROMMET<br>.PASSE-FIL                                   |    |   | 1 |                   |
| 54       | 703-82591-00        | .BAND<br>.COLLIER  |    |   | 2 |                   |



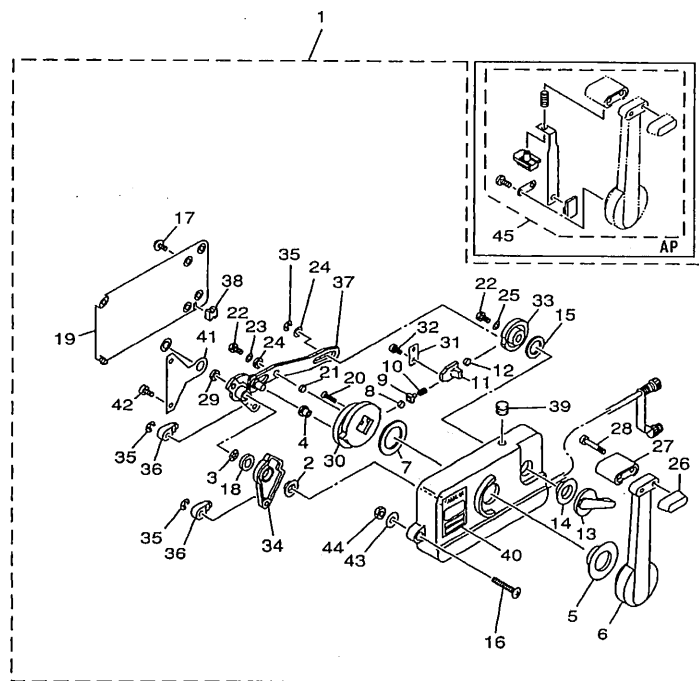


FIG. 21 REMOTE CONTROL ASSY 2 BOITIER DE COMMANDE A DISTANCE 2

| REF. NO. | PART NO. NO. PIECES | DESCRIPTION DESCRIPTION                               | MH | EH | W | REMARKS REMARQUES |
|----------|---------------------|---|----|----|---|-------------------|
| 1        | 701-48101-51        | REMOTE CONTROL ASSY<br>BOITIER DE COMMANDE A DISTANCE |    |    | 1 | UR RIGHT          |
|          | 701-48102-51        | REMOTE CONTROL ASSY<br>BOITIER DE COMMANDE A DISTANCE |    |    | 1 | UR LEFT           |
| 2        | 701-48235-00        | .BUSHING<br>.COUSSINET                                |    |    | 1 |                   |
| 3        | 701-48197-10        | .WASHER, WAVE<br>.RONDELLE, ELASTIQUE ONDULEE         |    |    | 1 |                   |
| 4        | 701-48252-00        | .ROLLER, CAM<br>.POULIE                               |    |    | 1 |                   |
| 5        | 701-48234-00        | .BUSHING 1<br>.POULIE                                 |    |    | 1 |                   |
| 6        | 701-48221-00        | .LEVER, CONTROL<br>.LEVIER, COMMANDE                  |    |    | 1 |                   |
| 7        | 701-48196-11        | .WASHER, WAVE<br>.RONDELLE, ELASTIQUE ONDULEE         |    |    | 1 |                   |
| 8        | 701-48236-00        | .ROLLER, DETENT<br>.POULIE                            |    |    | 1 |                   |
| 9        | 702-48237-00        | .ADAPTOR<br>.ADAPTEUR                                 |    |    | 1 |                   |
| 10       | 702-48238-00        | .SPRING, DETENT<br>.RESSORT                           |    |    | 1 |                   |
| 11       | 701-48249-00        | .ADAPTOR, SPRING<br>.ADAPTEUR                         |    |    | 1 |                   |
| 12       | 701-48248-00        | .ROLLER, FREE ACCEL.<br>.POULIE                       |    |    | 1 |                   |
| 13       | 701-48152-11        | .KNOB, FREE ACCEL.<br>.BOUTON                         |    |    | 1 | UR RIGHT          |
|          | 701-48152-20        | .KNOB, FREE ACCEL.<br>.BOUTON                         |    |    | 1 | UR LEFT           |
| 14       | 701-48243-00        | .BUSHING<br>.COUSSINET                                |    |    | 1 |                   |
| 15       | 701-48198-10        | .WASHER, WAVE<br>.RONDELLE, ELASTIQUE ONDULEE         |    |    | 1 |                   |
| 16       | 701-48281-10        | .SCREW<br>.VIS  |    |    | 3 |                   |
| 17       | 98580-05010         | .SCREW, PAN HEAD<br>.VIS, TETE TRONCONIQUE            |    |    | 4 |                   |
| 18       | 701-48268-00        | .SPACER<br>.ENTRETOISE                                |    |    | 1 |                   |
| 19       | 701-48213-00        | .BACK PLATE 2<br>.PLAQUETTE 2                         |    |    | 1 |                   |
| 20       | 98780-06025         | .SCREW, FLAT HEAD<br>.VIS, TETE PLATE                 |    |    | 2 |                   |
| 21       | 701-48255-00        | .COLLAR<br>.ENTRETOISE                                |    |    | 1 |                   |
| 22       | 97080-06018         | .BOLT<br>.BOULON                                      |    |    | 2 |                   |
| 23       | 702-48288-00        | .WASHER, PLAIN<br>.RONDELLE, PLATE                    |    |    | 1 |                   |
| 24       | 701-48246-00        | .SPACER<br>.ENTRETOISE                                |    |    | 2 |                   |
| 25       | 92990-06300         | .WASHER, INTERNAL TOOTH<br>.RONDELLE, DENTURE INTERNE |    |    | 1 |                   |



6G80100-9220

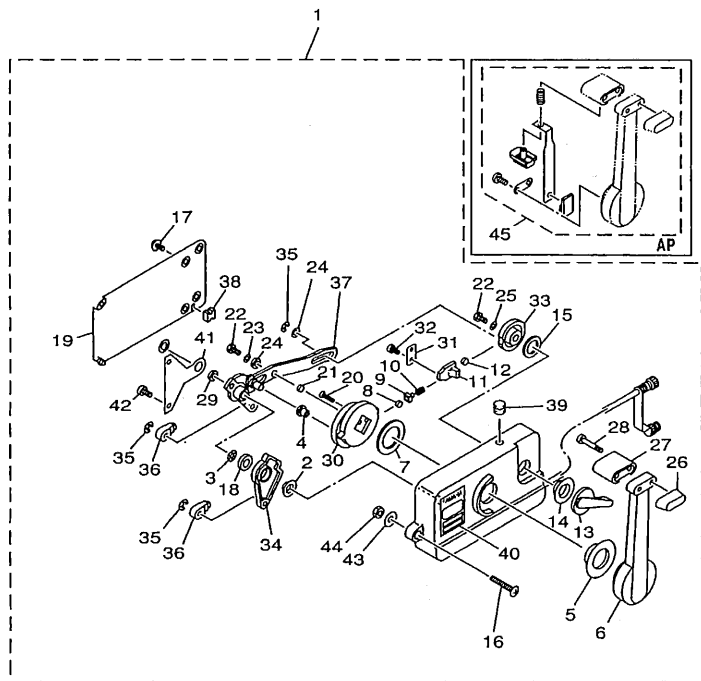


FIG. 21 REMOTE CONTROL ASSY 2 BOITIER DE COMMANDE A DISTANCE 2

| REF. NO. | PART NO. NO. PIECES | DESCRIPTION DESCRIPTION                           | MH | EH | U | REMARKS REMARQUES |
|----------|---------------------|---|----|----|---|-------------------|
| 26       | 701-48229-00        | .GRIP, CONTROL LEVER<br>.POIGNEE, COMMANDE LEVIER |    |    | 1 |                   |
| 27       | 701-48222-00        | .GRIP, CONTROL LEVER<br>.POIGNEE, COMMANDE LEVIER |    |    | 1 |                   |
| 28       | 98580-05555         | .SCREW, PAN HEAD<br>.VIS, TETE TRONCONIQUE        |    |    | 2 |                   |
| 29       | 701-48266-00        | .SPACER<br>.ENTRETOISE                            |    |    | 1 |                   |
| 30       | 701-48232-00        | .GEAR<br>.PIGNON                                  |    |    | 1 |                   |
| 31       | 701-48189-11        | .RETAINER<br>.FLASQUE                             |    |    | 1 |                   |
| 32       | 98580-05010         | .SCREW, PAN HEAD<br>.VIS, TETE TRONCONIQUE        |    |    | 2 |                   |
| 33       | 701-48153-12        | .SHAFT, FREE ACCEL.<br>.AXE                       |    |    | 1 |                   |
| 34       | 701-48271-00        | .ARM, SHIFT<br>.BRAS                              |    |    | 1 | UR RIGHT          |
|          | 701-48271-10        | .ARM, SHIFT<br>.BRAS                              |    |    | 1 | UR LEFT           |
| 35       | 93430-06024         | .CIRCLIP<br>.CIRCLIP, TYPE S                      |    |    | 3 |                   |
| 36       | 703-48345-01        | .CABLE END, REMOTE CONTROL 2<br>.CHAPE CABLE      |    |    | 2 |                   |
| 37       | 701-48261-00        | .ARM, THROTTLE<br>.BRAS, ACCELERATION             |    |    | 1 | UR RIGHT          |
|          | 701-48261-10        | .ARM, THROTTLE<br>.BRAS, ACCELERATION             |    |    | 1 | UR LEFT           |
| 38       | 701-48358-00        | .ANCHOR, CABLE<br>.COLLIER                        |    |    | 1 |                   |
| 39       | 701-48138-50        | .CAP, LOCK ARM<br>.AMORTISSEUR                    |    |    | 1 |                   |
| 40       | 701-48126-00        | .GRAPHIC<br>.ADHESIF                              |    |    | 1 |                   |
| 41       | 701-48133-00        | .PLATE, LINK<br>.PLAQUE, BIELLETTE                |    |    | 1 |                   |
| 42       | 98580-05020         | .SCREW, PAN HEAD<br>.VIS, TETE TRONCONIQUE        |    |    | 2 |                   |
| 43       | 701-48287-00        | .WASHER<br>.RONDELLE                              |    |    | 3 |                   |
| 44       | 95380-06600         | .NUT<br>.ECROU                                    |    |    | 3 |                   |
| 45       | 701-48280-00        | NEUTRAL LOCK KIT<br>KIT DE VERROU NEUTRAL         |    |    | 1 | AP                |



6G80100-9220



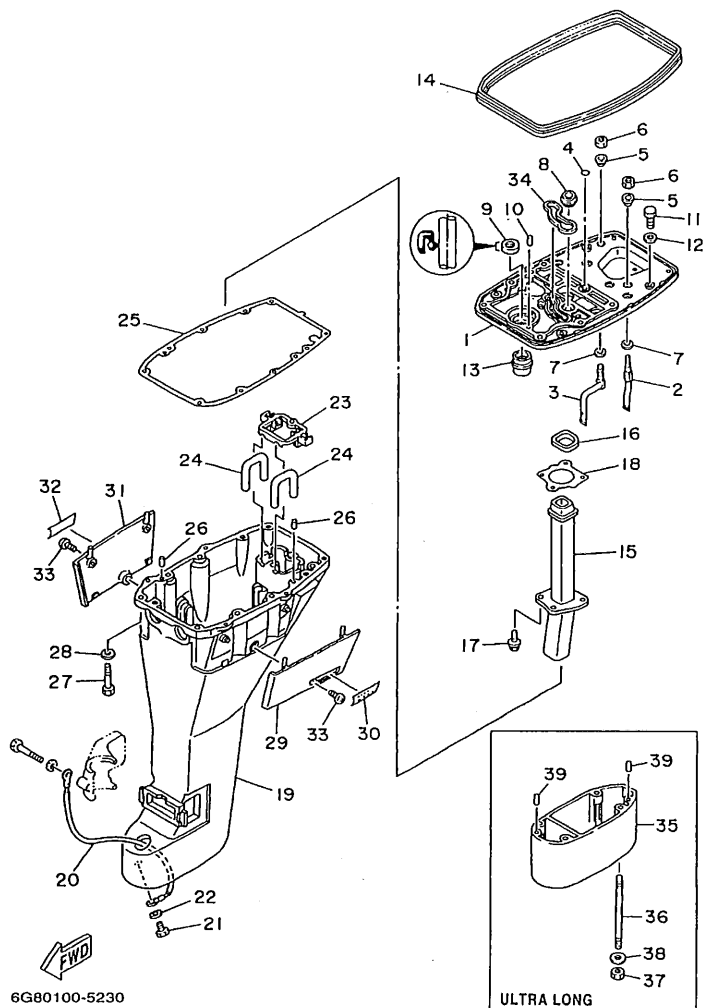
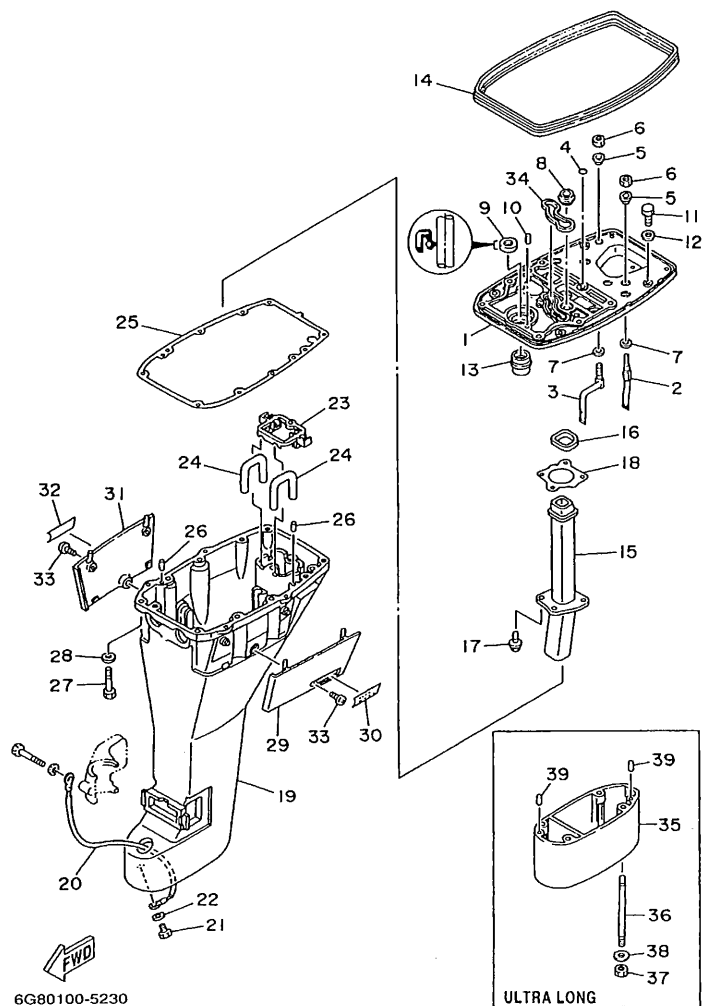


FIG. 22 UPPER CASING

FOURREAU

| REF. NO. | PART NO. NO. PIECES | DESCRIPTION DESCRIPTION                              | MH | HT | W |  | REMARKS REMARQUES |
|----------|---------------------|--|----|----|---|--|-------------------|
| 1        | 6G8-41137-04-94     | GUIDE, EXHAUST COLLECTEUR D'ECHAPPEMENT              | 1  | 1  | 1 |  |                   |
| 2        | 6G8-12483-00        | PIPE 3 DURITE 3                                      | 1  | 1  | 1 |  |                   |
| 3        | 6G8-12484-00        | PIPE 4 DURITE 4                                      | 1  | 1  | 1 |  |                   |
| 4        | 93210-08M60         | O-RING JOINT TORIQUE                                 | 1  | 1  | 1 |  |                   |
| 5        | 90386-10M70         | BUSH DOUILLE   | 2  | 2  | 2 |  |                   |
| 6        | 95380-10700         | NUT ECROU  | 2  | 2  | 2 |  |                   |
| 7        | 90202-10M03         | WASHER, PLATE RONDELLE, PLATE                        | 2  | 2  | 2 |  |                   |
| 8        | 6G8-44367-00        | DAMPER, WATER SEAL JOINT TUBE D'EAU                  | 1  | 1  | 1 |  |                   |
| 9        | 93101-13M27         | OIL SEAL JOINT SPY                                   | 1  | 1  | 1 |  |                   |
| 10       | 93606-12019         | PIN, DOWEL GOUJON                                    | 2  | 2  | 2 |  |                   |
| 11       | 97013-06020         | BOLT BOULON  | 2  | 2  | 2 |  |                   |
| 12       | 92903-06600         | WASHER, PLATE RONDELLE, PLATE                        | 2  | 2  | 2 |  |                   |
| 13       | 6G8-45135-00        | PIPE TUYAU   | 1  | 1  | 1 |  |                   |
| 14       | 6G8-42716-00        | RUBBER, SEAL 1 JOINT EN CAOOUTCHOUC 1                | 1  | 1  | 1 |  |                   |
| 15       | 6G8-41131-01        | MANIFOLD, EXT. 1 PIPE D'ECHAPPEMENT                  | 1  | 1  | 1 |  |                   |
| 16       | 6G8-41138-00        | SEAL, EXT. 1 JOINT DE GROUPE 1                       | 1  | 1  | 1 |  |                   |
| 17       | 90105-06M33         | BOLT, WASHER BASED BOULON, AVEC RONDELLE             | 4  | 4  | 4 |  |                   |
| 18       | 6G8-41133-A0        | GASKET, EXHAUST MANIFOLD 1 JOINT, PIPE D'ECHAPPEMENT | 1  | 1  | 1 |  |                   |
| 19       | 6G9-45111-03-4D     | CASING, UPPER FOURREAU                               |    |    | 1 |  | UR S              |
|          | 6G8-45111-13-4D     | CASING, UPPER FOURREAU                               | 1  | 1  | 1 |  | UR L/X            |
| 20       | 6G8-82149-00        | WIRE, LEAD 3 FIL 3                                   | 1  | 1  | 1 |  |                   |
| 21       | 97095-06012         | BOLT BOULON  | 1  | 1  | 1 |  |                   |
| 22       | 92995-06600         | WASHER RONDELLE                                      | 1  | 1  | 1 |  |                   |
| 23       | 6G8-45151-10        | COVER, UPPER CASING CAPUCHON, FOURREAU               | 1  | 1  | 1 |  |                   |
| 24       | 6G8-45136-00        | PIPE DURITE  | 2  | 2  | 2 |  |                   |
| 25       | 6G8-45113-A1        | GASKET, UPPER CASING JOINT, TUBE D'ARBRE             | 1  | 1  | 1 |  |                   |
| 26       | 93606-12019         | PIN, DOWEL GOUJON                                    | 2  | 2  | 2 |  |                   |



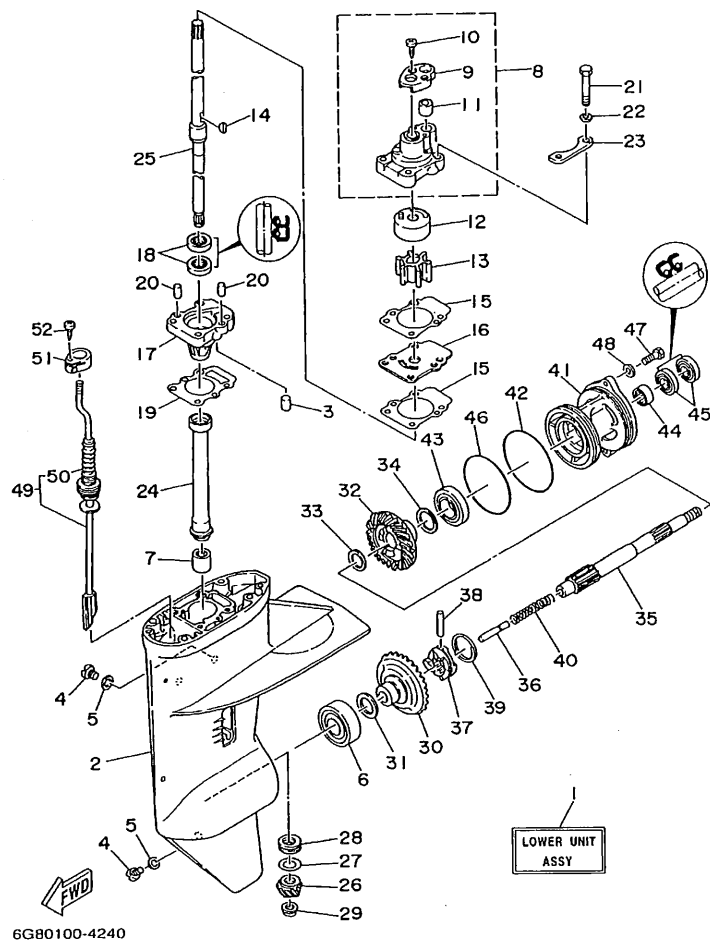


FIG. 23 LOWER CASING. DRIVE 1

BOITIER D'HELICE, TRANSMISSION 1

| REF. NO. | PART NO. NO. PIECES | DESCRIPTION DESCRIPTION                                      | MH | W | W | REMARKS REMARQUES |
|----------|---------------------|--|----|---|---|-------------------|
| 1        | 6G8-45300-06-4D     | LOWER UNIT ASSY<br>UNITE INFERIEURE (ENS.)<br>(REF.NO. 2-52) |    |   | 1 | UR S              |
|          | 6G8-45300-16-4D     | LOWER UNIT ASSY<br>UNITE INFERIEURE (ENS.)<br>(REF.NO. 2-52) | 1  | 1 | 1 | UR L              |
|          | 6G8-45300-26-4D     | LOWER UNIT ASSY<br>UNITE INFERIEURE (ENS.)<br>(REF.NO. 2-52) | 1  | 1 | 1 | UR X              |
| 2        | 6G8-45311-04-4D     | CASING, LOWER<br>BOITIER D'HELICE                            | 1  | 1 | 1 |                   |
| 3        | 93604-08062         | PIN, DOWEL<br>GOIJON   | 1  | 1 | 1 |                   |
| 4        | 90340-08M04         | PLUG, STRAIGHT SCREW<br>PLOT, FILETE DROIT                   | 3  | 3 | 3 |                   |
| 5        | 90430-08020         | GASKET<br>JOINT  | 3  | 3 | 3 |                   |
| 6        | 93332-00005         | BEARING<br>ROULEMENT   | 1  | 1 | 1 |                   |
| 7        | 93315-213V4         | BEARING<br>ROULEMENT   | 1  | 1 | 1 |                   |
| 8        | 682-44300-01        | HOUSING WATER PUMP ASSY<br>CORPS POMPE A EAU (ENS)           | 1  | 1 | 1 |                   |
| 9        | 682-44312-00        | COVER, WATER PUMP HOUSING<br>COUVERCLE                       | 1  | 1 | 1 |                   |
| 10       | 97780-40112         | SCREW, TAPPING<br>VIS, TETE FRAISEE                          | 2  | 2 | 2 |                   |
| 11       | 682-44365-00        | DAMPER, WATER SEAL<br>JOINT, TUBE D'EAU                      | 1  | 1 | 1 |                   |
| 12       | 682-44322-00        | INSERT, CARTRIDGE<br>CUVETTE                                 | 1  | 1 | 1 |                   |
| 13       | 682-44352-01        | IMPELLER<br>TURBINE  | 1  | 1 | 1 |                   |
| 14       | 90280-03024         | KEY, WOODRUFF<br>CLAVETTE, DEMI-LUNE                         | 1  | 1 | 1 |                   |
| 15       | 682-44315-A0        | GASKET, WATER PUMP<br>JOINT, POMPE A EAU                     | 2  | 2 | 2 |                   |
| 16       | 682-44323-00        | OUTER PLATE, CARTRIDGE<br>PLAQUE EXTERIEURE                  | 1  | 1 | 1 |                   |
| 17       | 6G8-45331-00-5B     | HOUSING, BEARING<br>FLASQUE, ROULEMENT                       | 1  | 1 | 1 |                   |
| 18       | 93101-20048         | OIL SEAL<br>JOINT SPY  | 2  | 2 | 2 |                   |
| 19       | 6G8-45315-A0        | PACKING, LOWER CASING<br>JOINT, BOITIER D'HELICE             | 1  | 1 | 1 |                   |
| 20       | 93606-12019         | PIN, DOWEL<br>GOIJON   | 2  | 2 | 2 |                   |
| 21       | 97095-06045         | BOLT<br>BOULON   | 4  | 4 | 4 |                   |
| 22       | 92995-06600         | WASHER<br>RONDELLE   | 4  | 4 | 4 |                   |

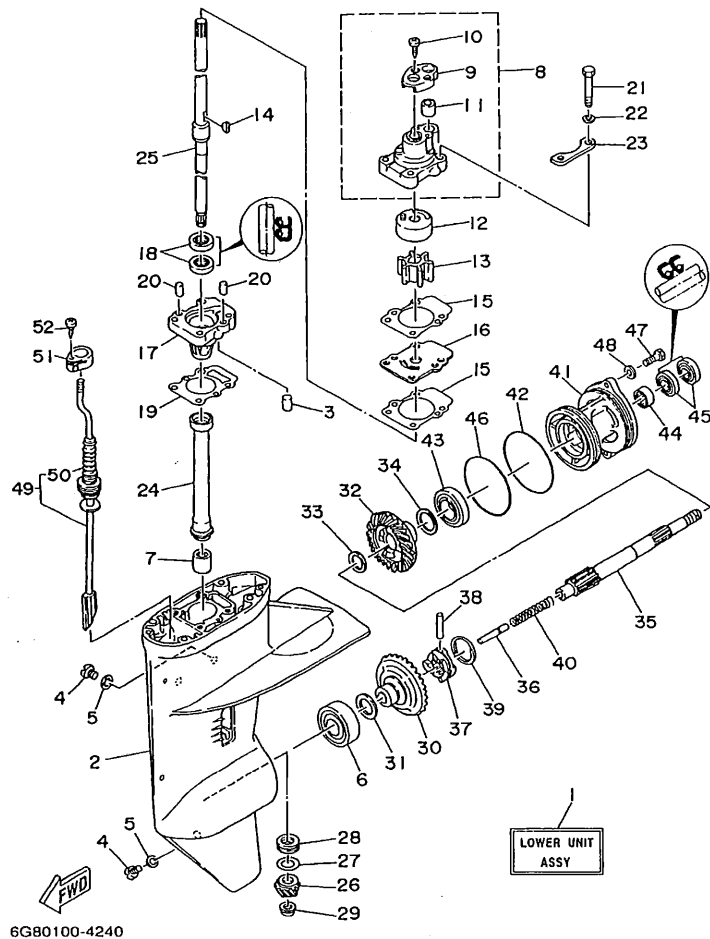


FIG. 23 LOWER CASING. DRIVE 1

BOITIER D'HELICE, TRANSMISSION 1

| REF. NO. | PART NO. NO. PIECES | DESCRIPTION DESCRIPTION                   | MT | HT | W |  | REMARKS REMARQUES |
|----------|---------------------|---|----|----|---|--|-------------------|
| 23       | 682-44328-00        | PLATE PLAQUETTE                           | 2  | 2  | 2 |  |                   |
| 24       | 6G8-45536-00        | SLEEVE, DRIVE SHAFT MANCHON, ARBRE MOTEUR | 1  | 1  | 1 |  |                   |
| 25       | 6G8-45501-00        | DRIVE SHAFT COMP. ARBRE MOTEUR COMP.      |    |    | 1 |  | UR S              |
|          | 6G8-45501-10        | DRIVE SHAFT COMP. ARBRE MOTEUR COMP.      | 1  | 1  | 1 |  | UR L              |
|          | 6G8-45501-20        | DRIVE SHAFT COMP. ARBRE MOTEUR COMP.      | 1  | 1  | 1 |  | UR X              |
| 26       | 6G8-45551-00        | PIGION PIGNON D'ATTAQUE                   | 1  | 1  | 1 |  |                   |
| 27       | 6G8-45587-00-10     | SHIM (T:0.10MM) CALE (T:0.10MM)           | 1  | 1  | 1 |  | UR                |
|          | 6G8-45587-00-14     | SHIM (T:0.14MM) CALE (T:0.14MM)           | 1  | 1  | 1 |  | UR                |
|          | 6G8-45587-00-18     | SHIM (T:0.18MM) CALE (T:0.18MM)           | 1  | 1  | 1 |  | UR                |
|          | 6G8-45587-00-35     | SHIM (T:0.35MM) CALE (T:0.35MM)           | 1  | 1  | 1 |  | UR                |
|          | 6G8-45587-00-50     | SHIM (T:0.50MM) CALE (T:0.50MM)           | 1  | 1  | 1 |  | UR                |
| 28       | 93341-313U3         | BEARING ROULEMENT                         | 1  | 1  | 1 |  |                   |
| 29       | 90179-08M06         | NUT ECROU                                 | 1  | 1  | 1 |  |                   |
| 30       | 6G8-45560-00        | GEAR PIGNON                               | 1  | 1  | 1 |  |                   |
| 31       | 626-45577-00-01     | SHIM (T:0.10MM) CALE (T:0.10MM)           | 1  | 1  | 1 |  | UR                |
|          | 626-45577-00-03     | SHIM (T:0.30MM) CALE (T:0.30MM)           | 1  | 1  | 1 |  | UR                |
|          | 626-45577-00-05     | SHIM (T:0.50MM) CALE (T:0.50MM)           | 1  | 1  | 1 |  | UR                |
| 32       | 6G8-45571-00        | GEAR PIGNON                               | 1  | 1  | 1 |  |                   |
| 33       | 90201-17682         | WASHER, PLATE RONDELLE, PLATE             | 1  | 1  | 1 |  |                   |
| 34       | 626-45577-00-01     | SHIM (T:0.10MM) CALE (T:0.10MM)           | 1  | 1  | 1 |  | UR                |
|          | 626-45577-00-03     | SHIM (T:0.30MM) CALE (T:0.30MM)           | 1  | 1  | 1 |  | UR                |
|          | 626-45577-00-05     | SHIM (T:0.50MM) CALE (T:0.50MM)           | 1  | 1  | 1 |  | UR                |
| 35       | 6G8-45611-00        | SHAFT, PROPELLER ARBRE, HELICE            | 1  | 1  | 1 |  |                   |
| 36       | 650-45635-00        | PLUNGER, SHIFT POUSSOIR D'EMBRAYAGE       | 1  | 1  | 1 |  |                   |
| 37       | 682-45631-00        | CLUTCH, DOG CRABOT                        | 1  | 1  | 1 |  |                   |
| 38       | 90250-05010         | PIN, STRAIGHT GOUPILLE, DROITE            | 1  | 1  | 1 |  |                   |
| 39       | 648-45633-00        | RING, CROSS PIN JONC, GOUPILLE CRABOT     | 1  | 1  | 1 |  |                   |

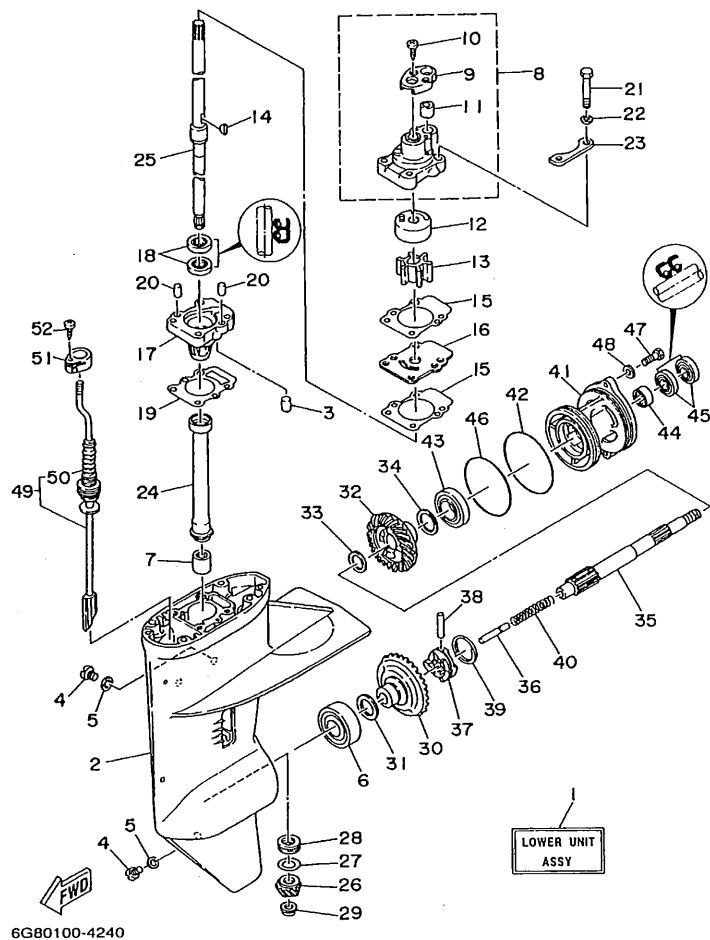


FIG. 23 LOWER CASING. DRIVE 1

BOITIER D'HELICE, TRANSMISSION 1

| REF. NO. | PART NO. NO. PIECES | DESCRIPTION DESCRIPTION                          | MH | W | W | REMARKS REMARQUES |
|----------|---------------------|--|----|---|---|-------------------|
| 40       | 90501-14M06         | SPRING, COMPRESSION<br>RESSORT, COMPRESSION      | 1  | 1 | 1 |                   |
| 41       | 6G8-45361-01-4D     | CAP, LOWER CASING<br>COUVERCLE, BOITIER D'HELICE | 1  | 1 | 1 |                   |
| 42       | 93210-74316         | O-RING<br>JOINT TORIQUE                          | 1  | 1 | 1 |                   |
| 43       | 93306-00501         | BEARING (B6005)<br>ROULEMENT (B6005)             | 1  | 1 | 1 |                   |
| 44       | 93315-317U2         | BEARING<br>ROULEMENT                             | 1  | 1 | 1 |                   |
| 45       | 93101-17054         | OIL SEAL<br>JOINT SPY                            | 2  | 2 | 2 |                   |
| 46       | 93210-74M68         | O-RING<br>JOINT TORIQUE                          | 1  | 1 | 1 |                   |
| 47       | 97095-06020         | BOLT<br>BOULON                                   | 2  | 2 | 2 |                   |
| 48       | 92995-06600         | WASHER<br>RONDELLE                               | 2  | 2 | 2 |                   |
| 49       | 6G8-44150-00        | SHIFT CAM ASSY<br>CAME D'INVERSION               |    |   | 1 | UR S              |
|          | 6G8-44150-10        | SHIFT CAM ASSY<br>CAME D'INVERSION               | 1  | 1 | 1 | UR L              |
|          | 6G8-44150-20        | SHIFT CAM ASSY<br>CAME D'INVERSION               | 1  | 1 | 1 | UR X              |
| 50       | 682-44147-00        | BOOT, SHIFT ROD<br>.SOUFFLET, TIGE D'INVERSION   | 1  | 1 | 1 |                   |
| 51       | 682-44176-00        | BRACKET<br>SUPPORT                               | 1  | 1 | 1 |                   |
| 52       | 97780-50510         | SCREW, TAPPING<br>VIS, TETE FRAISEE              | 1  | 1 | 1 |                   |



6G80100-4250

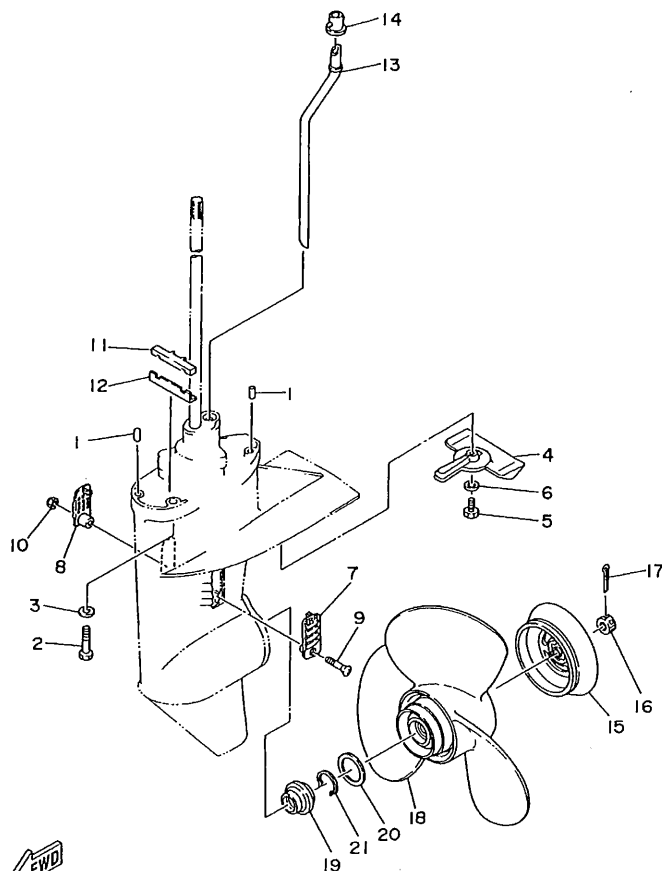
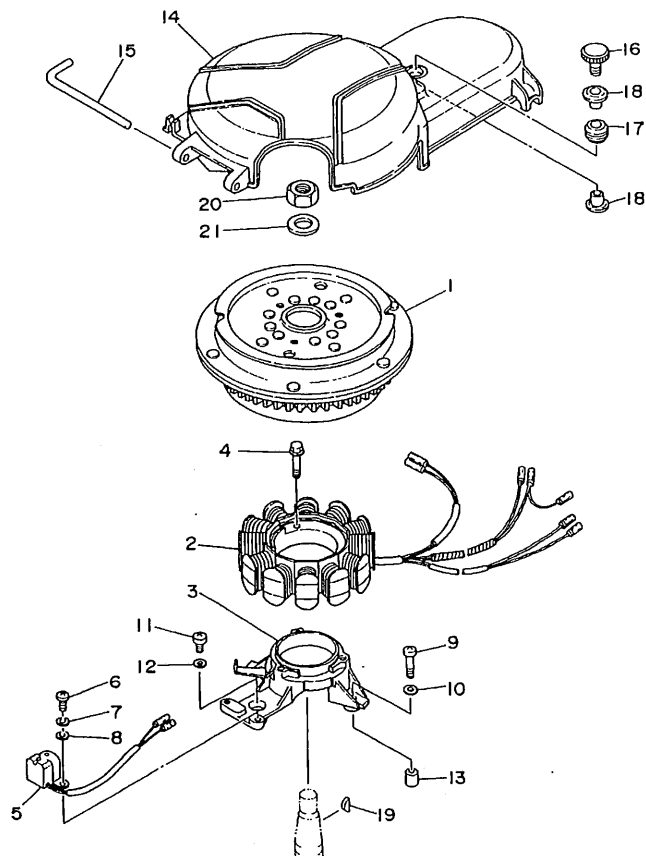


FIG. 24 LOWER CASING. DRIVE 2

BOITIER D'HELICE, TRANSMISSION 2

| REF. NO. | PART NO. NO. PIECES | DESCRIPTION DESCRIPTION   | MH | TH | W |  | REMARKS REMARQUES |
|----------|---------------------|---|----|----|---|--|-------------------|
| 1        | 93606-12019         | PIN, DOWEL<br>GOUJON  | 2  | 2  | 2 |  |                   |
| 2        | 97075-08035         | BOLT<br>BOULON  | 4  | 4  | 4 |  |                   |
| 3        | 92995-08600         | WASHER<br>RONDELLE  | 4  | 4  | 4 |  |                   |
| 4        | 6G8-45251-00        | ANODE<br>ANODE  | 1  | 1  | 1 |  |                   |
| 5        | 95895-06020         | BOLT, FLANGE<br>BOULON, A COLLERETTE                            | 1  | 1  | 1 |  |                   |
| 6        | 92990-06300         | WASHER, INTERNAL TOOTH<br>RONDELLE, DENTURE INTERNE             | 1  | 1  | 1 |  |                   |
| 7        | 6G8-45214-00        | COVER, WATER INLET<br>GRILLE, ENTREE D'EAU                      | 1  | 1  | 1 |  |                   |
| 8        | 6G8-45215-00        | COVER, WATER INLET<br>GRILLE, ENTREE D'EAU                      | 1  | 1  | 1 |  |                   |
| 9        | 98180-05025         | SCREW, OVAL HEAD<br>VIS, TETE OVALE                             | 1  | 1  | 1 |  |                   |
| 10       | 90185-05002         | NUT, SELF-LOCKING<br>ECROU, AUTO-BLOQUANT                       | 1  | 1  | 1 |  |                   |
| 11       | 682-45375-01        | DAMPER, SEAL<br>BOURRELET, CAOUTCHOUC                           | 1  | 1  | 1 |  |                   |
| 12       | 682-45376-01        | GUIDE, SEAL DAMPER<br>BUTEE, JOINT CAOUTCHOUC                   | 1  | 1  | 1 |  |                   |
| 13       | 6G9-44361-00        | TUBE, WATER<br>TUBE D'EAU                                       |    |    | 1 |  | UR S              |
|          | 6G8-44361-10        | TUBE, WATER<br>TUBE D'EAU                                       | 1  | 1  | 1 |  | UR L              |
|          | 6G8-44361-20        | TUBE, WATER<br>TUBE D'EAU                                       | 1  | 1  | 1 |  | UR X              |
| 14       | 626-44365-01        | DAMPER, WATER SEAL<br>JOINT, TUBE D'EAU                         | 1  | 1  | 1 |  |                   |
| 15       | 6G8-45986-00        | RING, DEFLECTOR<br>DEFLECTEUR DE CERCLE                         | 1  | 1  | 1 |  |                   |
| 16       | 90171-10M07         | NUT, CASTLE<br>ECROU, CRENELE                                   | 1  | 1  | 1 |  |                   |
| 17       | 91490-30025         | PIN, COTTER<br>GOUJON, FENDUE                                   | 1  | 1  | 1 |  |                   |
| 18       | 6G8-45943-00        | PROPELLER (3X11-3/4"X9-1/4"-R)<br>HELICE (3X9-7/8"X10-1/2"-F)   | 1  | 1  | 1 |  | UR                |
|          | 6G8-45945-00        | PROPELLER (3X11-3/4"X12-1/4"-R)<br>HELICE (3X11-3/4"X12-1/4"-R) | 1  | 1  | 1 |  | UR                |
|          | 6G8-45947-00-EL     | PROPELLER (3X11-3/4"X9-1/4"-R)<br>HELICE (3X11-3/4"X9-1/4"-R)   | 1  | 1  | 1 |  | UR ALUMINIUM      |
| 19       | 6G8-45987-02        | SPACER<br>ENTRETOISE  | 1  | 1  | 1 |  |                   |
| 20       | 90201-31MA3         | WASHER, PLATE<br>RONDELLE, PLATE                                | 1  | 1  | 1 |  |                   |
| 21       | 93450-10M04         | CIRCLIP<br>CIRCLIP, TYPE S                                      | 1  | 1  | 1 |  |                   |



6G90010-4260

FIG. 25 GENERATOR

GENERATRICE

| REF. NO. | PART NO. NO. PIECES | DESCRIPTION DESCRIPTION | MH | U | W | REMARKS REMARQUES |
|----------|---------------------|-------------------------|----|---|---|-------------------|
| 1        | 6G8-85550-01        | ROTOR ASSY              |    | 1 | 1 | UR                |
|          | 6G8-85550-11        | ROTOR CPLT              | 1  |   |   | UR                |
| 2        | 6G8-85510-01        | STATOR ASSY             | 1  | 1 | 1 |                   |
|          |                     | STATOR CPLT             |    |   |   |                   |
| 3        | 6G8-85561-00-94     | BASE, MAGNETO           | 1  | 1 | 1 |                   |
|          |                     | BASE, MAGNETO           |    |   |   |                   |
| 4        | 95023-06025         | BOLT, FLANGE            | 3  | 3 | 3 |                   |
|          |                     | BOULON, A COLLERETTE    |    |   |   |                   |
| 5        | 6G8-85580-02        | COIL, PULSER            | 1  | 1 | 1 |                   |
|          |                     | BOBINE, PULSEUR         |    |   |   |                   |
| 6        | 97880-05012         | SCREW, PAN HEAD         | 2  | 2 | 2 |                   |
|          |                     | VIS, TETE TRONCONIQUE   |    |   |   |                   |
| 7        | 92990-05100         | WASHER, SPRING          | 2  | 2 | 2 |                   |
|          |                     | RONDELLE, GROWER        |    |   |   |                   |
| 8        | 92990-05600         | WASHER, PLATE           | 2  | 2 | 2 |                   |
|          |                     | RONDELLE, PLATE         |    |   |   |                   |
| 9        | 97880-06025         | SCREW, PAN HEAD         | 2  | 2 | 2 |                   |
|          |                     | VIS, TETE TRONCONIQUE   |    |   |   |                   |
| 10       | 92990-06600         | WASHER, PLATE           | 2  | 2 | 2 |                   |
|          |                     | RONDELLE, PLATE         |    |   |   |                   |
| 11       | 97880-06020         | SCREW, PAN HEAD         | 1  | 1 | 1 |                   |
|          |                     | VIS, TETE TRONCONIQUE   |    |   |   |                   |
| 12       | 92990-06600         | WASHER, PLATE           | 1  | 1 | 1 |                   |
|          |                     | RONDELLE, PLATE         |    |   |   |                   |
| 13       | 99530-08012         | PIN, DOWEL              | 2  | 2 | 2 |                   |
|          |                     | GOUJON, D'ASSEMBLAGE    |    |   |   |                   |
| 14       | 6G8-81337-01        | COVER, FLYWHEEL         | 1  | 1 | 1 |                   |
|          |                     | COUVERCLE, VOLANT       |    |   |   |                   |
| 15       | 6G8-42752-00        | SHAFT                   | 1  | 1 | 1 |                   |
|          |                     | AXE                     |    |   |   |                   |
| 16       | 6G8-81323-00        | SCREW 1                 | 1  | 1 | 1 |                   |
|          |                     | VIS 1                   |    |   |   |                   |
| 17       | 90480-15M31         | GROMMET                 | 1  | 1 | 1 |                   |
|          |                     | PASSE-FIL               |    |   |   |                   |
| 18       | 90387-06M71         | COLLAR                  | 2  | 2 | 2 |                   |
|          |                     | COLLERETTE              |    |   |   |                   |
| 19       | 90280-05013         | KEY, WOODRUFF           | 1  | 1 | 1 |                   |
|          |                     | CLAVETTE, DEMI-LUNE     |    |   |   |                   |
| 20       | 90170-12066         | NUT                     | 1  | 1 | 1 |                   |
|          |                     | ECROU                   |    |   |   |                   |
| 21       | 90201-12472         | WASHER, PLATE           | 1  | 1 | 1 |                   |
|          |                     | RONDELLE, PLATE         |    |   |   |                   |

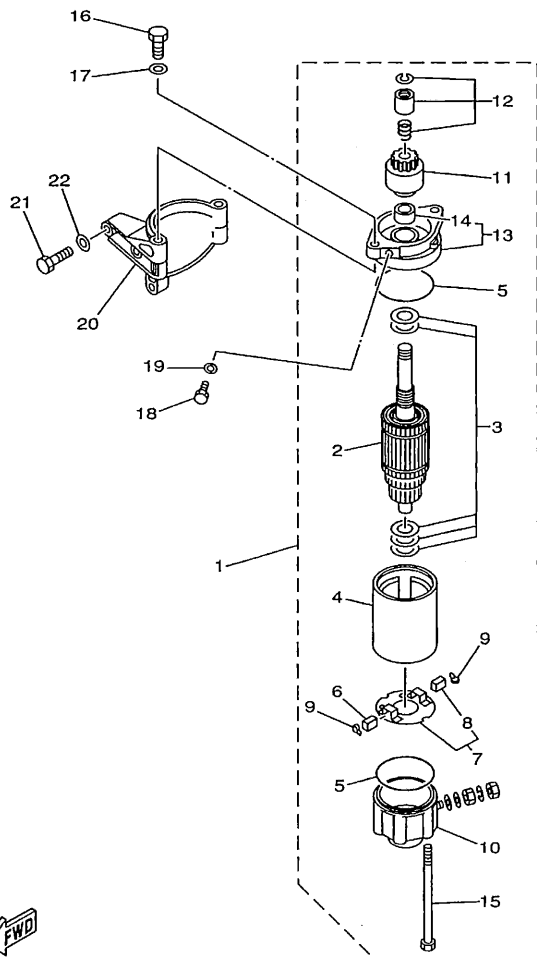


FIG. 26 STARTING MOTOR

DEMARREUR ELECTRIQUE

| REF. NO. | PART NO. NO. PIECES | DESCRIPTION DESCRIPTION                                     | MT | W | W | REMARKS REMARQUES |
|----------|---------------------|---|----|---|---|-------------------|
| 1        | 6G8-81800-11        | STARTING MOTOR ASSY<br>DEMARREUR ELECTRIQUE COMPLET         |    | 1 | 1 |                   |
| 2        | 689-81850-12        | .ARMATURE ASSY<br>.INDUIT                                   |    | 1 | 1 |                   |
| 3        | 689-81809-11        | .WASHER KIT<br>.JEU DE RONDELLES                            |    | 1 | 1 |                   |
| 4        | 689-81810-11        | .STATOR ASSY<br>.STATOR COMPLET                             |    | 1 | 1 |                   |
| 5        | 689-81847-11        | .O-RING<br>.JOINT TORIQUE                                   |    | 2 | 2 |                   |
| 6        | 689-81811-11        | .BRUSH 1<br>.CHARBON 1                                      |    | 1 | 1 |                   |
| 7        | 689-81840-11        | .BRUSH HOLDER ASSY<br>.SUPPORT DE CHARBON                   |    | 1 | 1 |                   |
| 8        | 689-81812-11        | .BRUSH 2<br>.CHARBON 2                                      |    | 1 | 1 |                   |
| 9        | 689-81813-10        | .SPRING, BRUSH<br>.RESSORT, DE CHARBON                      |    | 2 | 2 |                   |
| 10       | 689-81820-11        | .REAR BRACKET ASSY<br>.SUPPORT ARRIERE COMPLET              |    | 1 | 1 |                   |
| 11       | 689-81807-12        | .GEAR ASSY, STARTING MOTOR<br>.PIGNON, DEMARREUR ELECTRIQUE |    | 1 | 1 |                   |
| 12       | 689-81857-11        | .PINION STOPPER SET<br>.BUTEE PIGNON                        |    | 1 | 1 |                   |
| 13       | 6F5-81830-11        | .FRONT BRACKET ASSY<br>.SUPPORT AVANT                       |    | 1 | 1 |                   |
| 14       | 689-81831-00        | .METAL, FRONT<br>.METAL, AVANT                              |    | 1 | 1 |                   |
| 15       | 689-81826-10        | .BOLT<br>.BOULON  |    | 2 | 2 |                   |
| 16       | 97075-08025         | BOLT<br>BOULON  |    | 2 | 2 |                   |
| 17       | 92995-08600         | WASHER<br>RONDELLE  |    | 2 | 2 |                   |
| 18       | 97095-08016         | BOLT<br>BOULON  |    | 1 | 1 |                   |
| 19       | 92995-08600         | WASHER<br>RONDELLE  |    | 1 | 1 |                   |
| 20       | 6G8-81822-40-94     | BRACKET, STARTING MOTOR<br>SUPPORT, DEMARREUR ELECTRIQUE    |    | 1 | 1 |                   |
| 21       | 97013-08030         | BOLT<br>BOULON  |    | 3 | 3 |                   |
| 22       | 92903-08600         | WASHER, PLATE<br>RONDELLE, PLATE                            |    | 3 | 3 |                   |



6G90100-8270



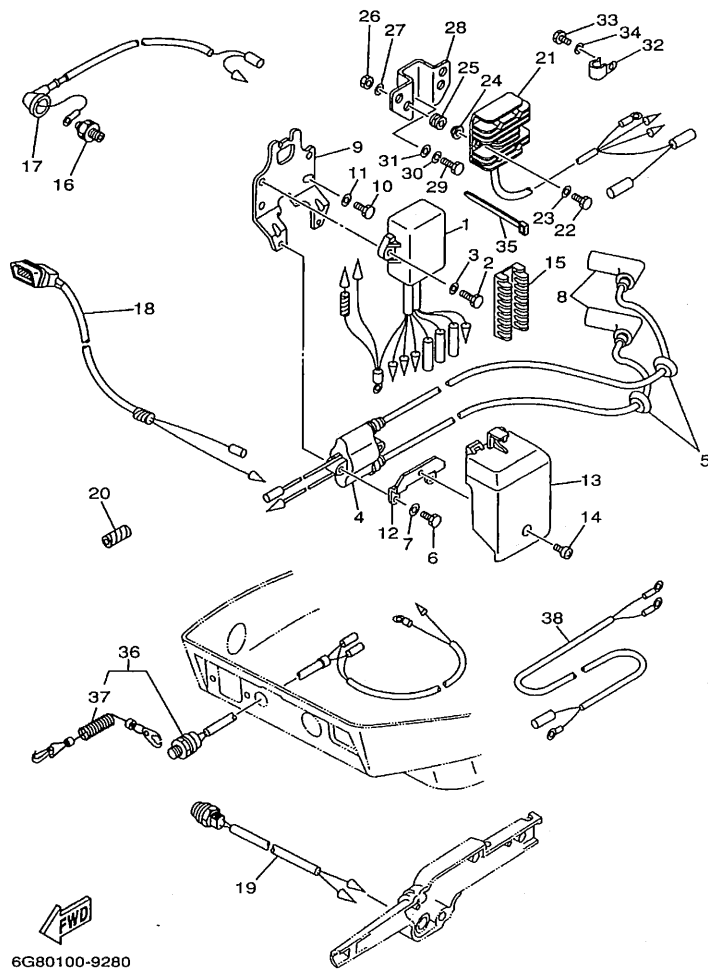
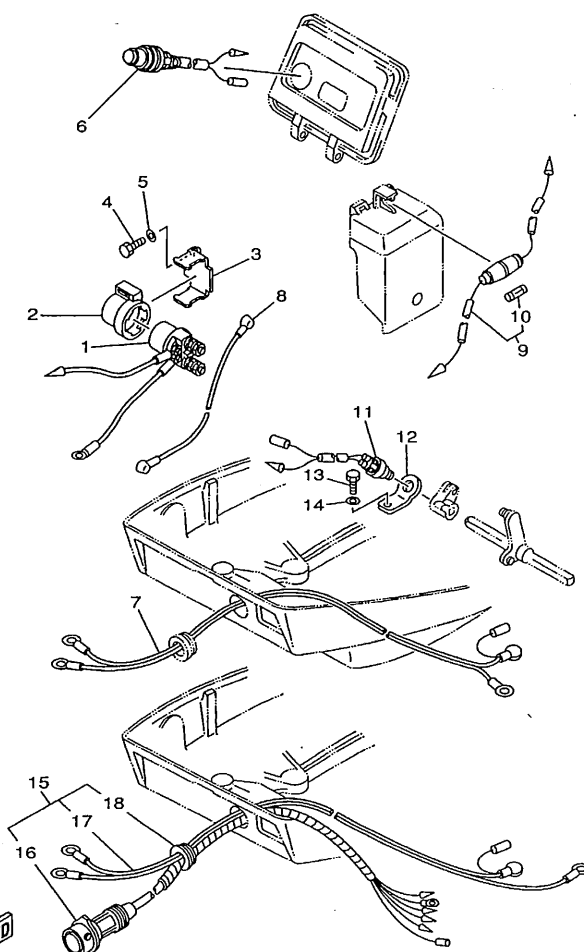


FIG. 27 ELECTRICAL 1

PARTIE ELECTRIQUE 1

| REF. NO. | PART NO. NO. PIECES | DESCRIPTION DESCRIPTION                                    | MH | ET | W | REMARKS REMARQUES |
|----------|---------------------|--|----|----|---|-------------------|
| 1        | 6G8-85540-23        | C.D.I. UNIT ASSY<br>BLOC C.D.I.                            | 1  | 1  | 1 |                   |
| 2        | 97095-06020         | BOLT<br>BOULON   | 2  | 2  | 2 |                   |
| 3        | 92995-06600         | WASHER<br>RONDELLE   | 2  | 2  | 2 |                   |
| 4        | 6G8-85570-21        | IGNITION COIL ASSY<br>BOBINE D'ALLUMAGE (ENS.)             | 1  | 1  | 1 |                   |
| 5        | 90480-25161         | GROMMET<br>PASSE-FIL                                       | 2  | 2  | 2 |                   |
| 6        | 97095-06025         | BOLT<br>BOULON   | 2  | 2  | 2 |                   |
| 7        | 92995-06600         | WASHER<br>RONDELLE   | 2  | 2  | 2 |                   |
| 8        | 6G8-82370-30        | PLUG CAP ASSY<br>ANTIPARASITE                              | 2  | 2  | 2 |                   |
| 9        | 6G8-85542-00        | BRACKET<br>SUPPORT   | 1  | 1  | 1 |                   |
| 10       | 97095-06020         | BOLT<br>BOULON   | 2  | 2  | 2 |                   |
| 11       | 92995-06600         | WASHER<br>RONDELLE   | 2  | 2  | 2 |                   |
| 12       | 6G8-85525-00        | PLATE<br>PLAQUE  | 1  | 1  | 1 |                   |
| 13       | 6G8-81916-00        | COVER, TERMINAL<br>COUVERCLE, BORNE                        | 1  | 1  | 1 |                   |
| 14       | 98980-06008         | SCREW, BIND<br>VIS, DE PRESSION                            | 1  | 1  | 1 |                   |
| 15       | 6G8-82522-00        | CLAMP, COUPLER<br>BRIDE, DE CONNECTEUR                     | 1  | 1  | 1 |                   |
| 16       | 6G8-82504-00        | OIL PRESSURE SWITCH ASSY<br>CONTACTEUR DE PRESSION D'HUILE | 1  | 1  | 1 |                   |
| 17       | 6G8-82127-00        | WIRE, LEAD 2<br>FIL 2                                      | 1  | 1  | 1 |                   |
| 18       | 6G8-83582-01        | PILOT LIGHT ASSY<br>LAMPE-TEMOIN COMPLET                   | 1  | 1  |   |                   |
| 19       | 6G8-82550-10        | ENGINE STOP SWITCH ASSY<br>COMMUTATEUR D'ARRET CPLT        | 1  | 1  |   |                   |
| 20       | 90446-10M02         | HOSE<br>DURITE   | 1  | 1  | 1 |                   |
| 21       | 6G8-81960-10        | RECTIFIER & REGULATOR ASSY<br>REDRESSEUR REGULATEUR CPLT   | 1  | 1  | 1 |                   |
| 22       | 97095-06025         | BOLT<br>BOULON   | 2  | 2  | 2 |                   |
| 23       | 92995-06600         | WASHER<br>RONDELLE   | 2  | 2  | 2 |                   |
| 24       | 90387-06M70         | COLLAR<br>COLLERETTE                                       | 2  | 2  | 2 |                   |
| 25       | 90480-13M24         | GROMMET<br>PASSE-FIL                                       | 2  | 2  | 2 |                   |
| 26       | 95380-06700         | NUT<br>ECROU   | 2  | 2  | 2 |                   |
| 27       | 92990-06600         | WASHER, PLATE<br>RONDELLE, PLATE                           | 2  | 2  | 2 |                   |





6G80100-9290

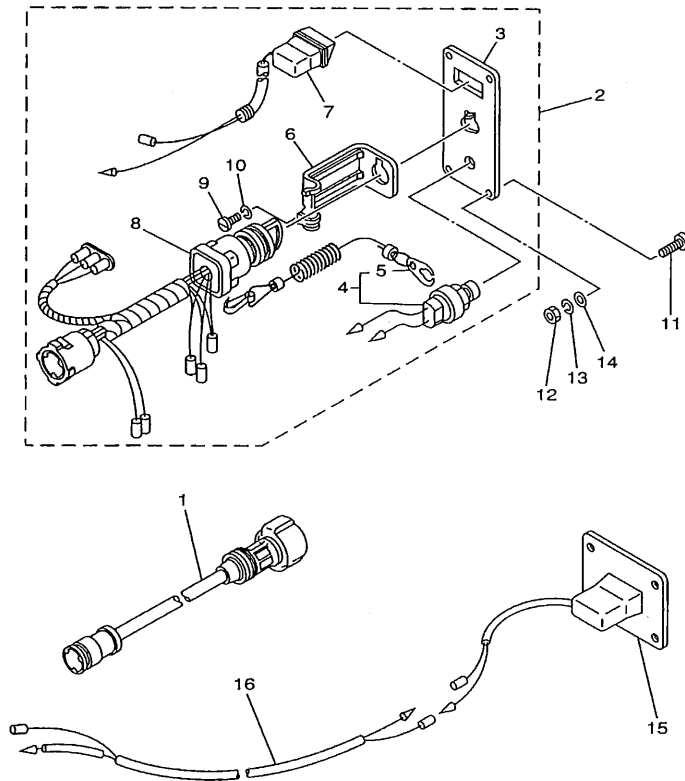
FIG. 28 ELECTRICAL 2

PARTIE ELECTRIQUE 2

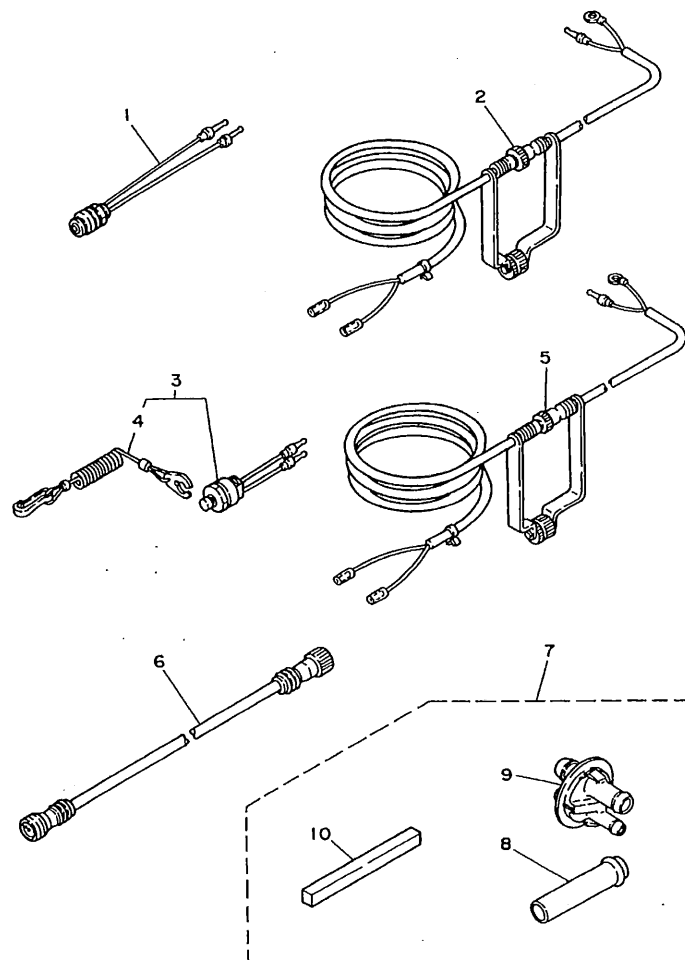
| REF. NO. | PART NO. NO. PIECES | DESCRIPTION DESCRIPTION                             | MH | ET | W | REMARKS REMARQUES |
|----------|---------------------|---|----|----|---|-------------------|
| 1        | 6J0-81941-10        | STARTER RELAY ASSY<br>LANCEUR RELAIS (ENS.)         |    | 1  | 1 |                   |
| 2        | 6G1-81952-00        | HOLDER, RELAY<br>SUPPORT, RELAIS                    |    | 1  | 1 |                   |
| 3        | 6G8-81953-00        | STAY, RELAY<br>SUPPORT, RELAIS                      |    | 1  | 1 |                   |
| 4        | 97095-06012         | BOLT<br>BOULON                                      |    | 1  | 1 |                   |
| 5        | 92995-06600         | WASHER<br>RONDELLE                                  |    | 1  | 1 |                   |
| 6        | 6G8-81870-00        | STARTING SWITCH ASSY<br>CONTACT A CLEF              |    | 1  |   |                   |
| 7        | 6G8-82105-01        | WIRE HARNESS<br>FAISCEAU DE FILS                    |    | 1  |   |                   |
| 8        | 6G8-82117-00        | WIRE, LEAD<br>FIL                                   |    | 1  | 1 |                   |
| 9        | 6G8-82150-00        | FUSE HOLDER ASSY<br>SUPPORT DE FUSIBLE              |    | 1  | 1 | 1                 |
| 10       | 663-82151-00        | .FUSE (12V-20A)<br>.FUSIBLE (12V-20A)               |    | 1  | 1 | 1                 |
| 11       | 6H3-82540-00        | NEUTRAL SWITCH ASSY<br>CONTACTEUR DE POINT-MORT     |    | 1  | 1 |                   |
| 12       | 6G8-82554-00        | STAY, NEUTRAL SWITCH<br>SUPPORT, CONT DE POINT-MORT |    | 1  | 1 |                   |
| 13       | 97095-06012         | BOLT<br>BOULON                                      |    | 1  | 1 |                   |
| 14       | 92995-06600         | WASHER<br>RONDELLE                                  |    | 1  | 1 |                   |
| 15       | 6G8-82580-00        | WIRE HARNESS ASSY 2<br>FAISCEAU DE FILS 2 CPLT      |    |    | 1 |                   |
| 16       | 6G8-82590-00        | .WIRE HARNESS ASSY<br>.FAISCEAU DE FILS COMPLET     |    |    | 1 |                   |
| 17       | 6G8-82105-01        | .WIRE HARNESS<br>.FAISCEAU DE FILS                  |    |    | 1 |                   |
| 18       | 6G8-42724-50        | .GROMMET<br>.PASSE-FIL                              |    |    | 1 |                   |

FIG. 29 ELECTRICAL 3

## PARTIE ELECTRIQUE 3



| REF. NO. | PART NO. NO. PIECES | DESCRIPTION DESCRIPTION                                | W | H | W |  | REMARKS REMARQUES |
|----------|---------------------|--|---|---|---|--|-------------------|
| 1        | 688-82586-50        | EXTENSION, WIRE HARNESS<br>EXTENSION, FAISCEAU DE FILS |   |   | 1 |  | AP L:5M (7P)      |
| 2        | 6G8-82570-02        | PANEL SWITCH ASSY<br>PLATINE D'INTERRUPEUR CPLT        |   |   | 1 |  | AP                |
| 3        | 6G8-82571-01        | PANEL, SWITCH<br>TABLEAU, CONTACTEUR                   |   |   | 1 |  |                   |
| 4        | 688-82575-01        | ENGINE STOP SWITCH ASSY<br>COUPE CIRCUIT CPLT          |   |   | 1 |  |                   |
| 5        | 682-82556-00        | STOPPER<br>PLAQUETTE                                   |   |   | 1 |  |                   |
| 6        | 663-82581-01        | STAY, CORD CLAMP<br>SUPPORT, COLLIER DE CORDON         |   |   | 1 |  |                   |
| 7        | 6G8-83582-01        | PILOT LIGHT ASSY<br>LAMPE-TEMOIN COMPLET               |   |   | 1 |  |                   |
| 8        | 6G8-82510-00        | MAIN SWITCH ASSY<br>CONTACTEUR A CLEF COMPLET          |   |   | 1 |  |                   |
| 9        | 98903-04008         | SCREW, BIND<br>VIS, DE PRESSION                        |   |   | 1 |  |                   |
| 10       | 92903-04100         | WASHER, SPRING<br>RONDELLE, GROWER                     |   |   | 1 |  |                   |
| 11       | 90149-05M05         | SCREW<br>VIS   |   |   | 4 |  | AP                |
| 12       | 95380-05600         | NUT<br>ECROU   |   |   | 4 |  | AP                |
| 13       | 92990-05100         | WASHER, SPRING<br>RONDELLE, GROWER                     |   |   | 4 |  | AP                |
| 14       | 92990-05600         | WASHER, PLATE<br>RONDELLE, PLATE                       |   |   | 4 |  | AP                |
| 15       | 6G8-83530-00        | PILOT LIGHT ASSY<br>VOLTMETRE CPLT                     |   |   | 1 |  | AP                |
| 16       | 6G8-82541-00        | WIRE, LEAD<br>FIL                                      |   |   | 1 |  | AP                |



**FIG. 30** OPTIONAL PARTS

## PIECES OPTIONNELLES

[illegible]

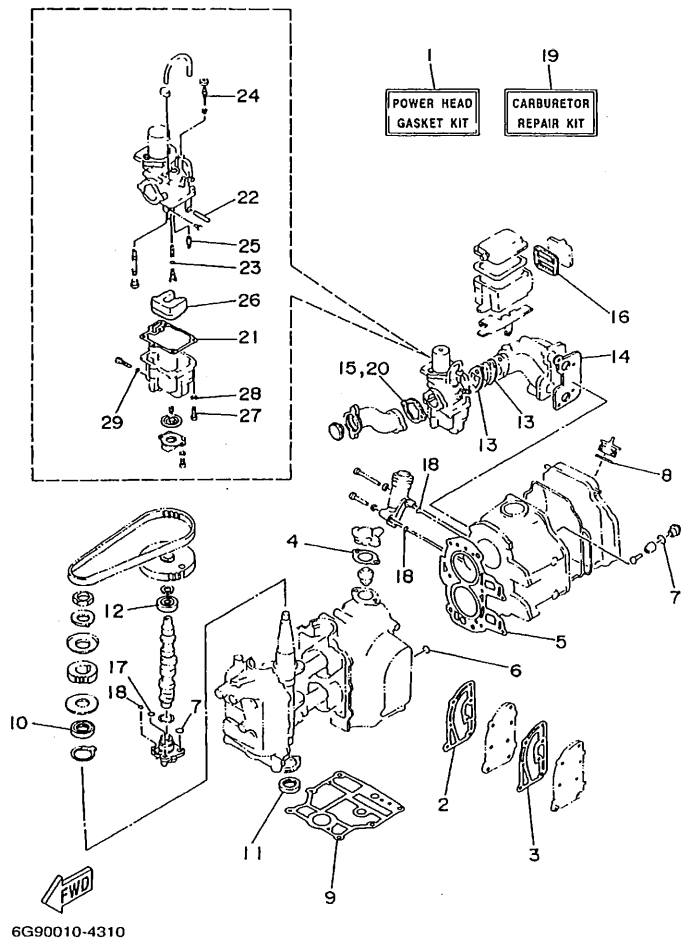
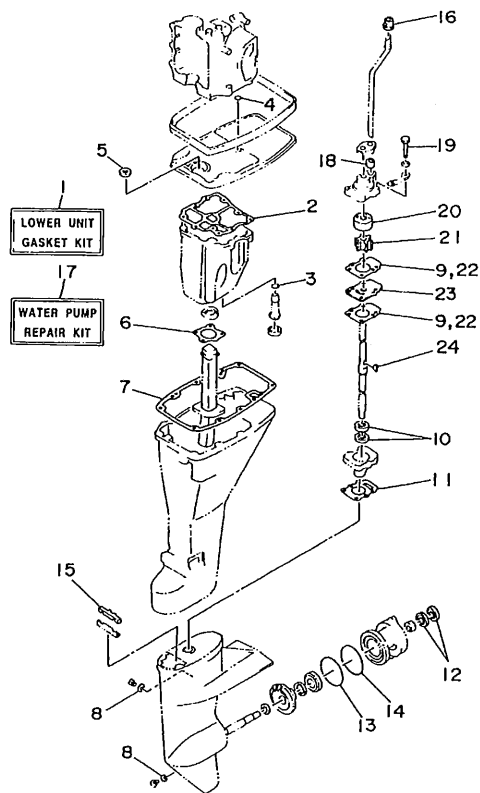


FIG. 31 REPAIR KIT 1

KITS DE REPARATION 1

| REF. NO. | PART NO. NO. PIECES | DESCRIPTION DESCRIPTION   | H | I | U |  | REMARKS REMARQUES |
|----------|---------------------|---|---|---|---|--|-------------------|
| 1        | 6G8-W0001-A3        | POWER HEAD GASKET KIT<br>POCHETTE DE JINTS TETE MOTRICE         | 1 | 1 | 1 |  |                   |
| 2        | 6G8-41112-02        | .GASKET, EXHAUST INNER COVER<br>.JOINT, PLAQUE D'ECHAPPEMENT    | 1 | 1 | 1 |  |                   |
| 3        | 6G8-41114-00        | .GASKET, EXHAUST OUTER COVER<br>.JOINT, COUVERCLE D'ECHAPPEMENT | 1 | 1 | 1 |  |                   |
| 4        | 6G8-12414-A0        | .GASKET, COVER<br>.JOINT, COUVERCLE                             | 1 | 1 | 1 |  |                   |
| 5        | 6G8-11181-A1        | .GASKET, CYLINDER HEAD 1<br>.JOINT, DE CULASSE 1                | 1 | 1 | 1 |  |                   |
| 6        | 93210-11M59         | .O-RING<br>.JOINT TORIQUE                                       | 1 | 1 | 1 |  |                   |
| 7        | 93210-13M63         | .O-RING<br>.JOINT TORIQUE                                       | 3 | 3 | 3 |  |                   |
| 8        | 93210-24M79         | .O-RING<br>.JOINT TORIQUE                                       | 1 | 1 | 1 |  |                   |
| 9        | 6G8-11351-A0        | .GASKET, CYLINDER<br>.JOINT, D'EMBASE                           | 1 | 1 | 1 |  |                   |
| 10       | 93102-30M22         | .OIL SEAL<br>.JOINT SPY   | 1 | 1 | 1 |  |                   |
| 11       | 93101-25M24         | .OIL SEAL<br>.JOINT SPY   | 1 | 1 | 1 |  |                   |
| 12       | 93102-18M21         | .OIL SEAL<br>.JOINT SPY   | 1 | 1 | 1 |  |                   |
| 13       | 6G8-13646-A0        | .GASKET, MANIFOLD 2<br>.JOINT, TUBULURE 2                       | 2 | 2 | 2 |  |                   |
| 14       | 6G8-13645-00        | .GASKET, MANIFOLD 1<br>.JOINT, TUBULURE 1                       | 1 | 1 | 1 |  |                   |
| 15       | 6G8-14198-A0        | .GASKET<br>.JOINT   | 1 | 1 | 1 |  |                   |
| 16       | 6G8-15374-00        | .GASKET, BREATHER<br>.JOINT, RENIFLARD                          | 1 | 1 | 1 |  |                   |
| 17       | 93210-10M61         | .O-RING<br>.JOINT TORIQUE                                       | 1 | 1 | 1 |  |                   |
| 18       | 93210-09M01         | .O-RING<br>.JOINT TORIQUE                                       | 3 | 3 | 3 |  |                   |
| 19       | 6G8-W0093-03        | CARBURETOR REPAIR KIT<br>KIT DE REPARATION CARBURATEUR          | 1 | 1 | 1 |  |                   |
| 20       | 6G8-14198-A0        | .GASKET<br>.JOINT   | 1 | 1 | 1 |  |                   |
| 21       | 6G8-14384-01        | .GASKET, FLOAT CHAMBER<br>.JOINT, CUVE DE FLOTTEUR              | 1 | 1 | 1 |  |                   |
| 22       | 647-14386-00        | .PIN, FLOAT<br>.AXE, FLOTTEUR                                   | 1 | 1 | 1 |  |                   |
| 23       | 654-14198-00        | .GASKET<br>.JOINT   | 1 | 1 | 1 |  |                   |
| 24       | 6G8-14323-00        | .SCREW, AIR ADJUSTING<br>.VIS DE DOSEUR D'AIR                   | 1 | 1 | 1 |  |                   |
| 25       | 6G8-14392-00        | .VALVE, NEEDLE<br>.POINTEAU                                     | 1 | 1 | 1 |  |                   |
| 26       | 6G8-14385-00        | .FLOAT<br>.FLOTTEUR   | 1 | 1 | 1 |  |                   |
| 27       | 98580-04016         | .SCREW, PAN HEAD<br>.VIS, TETE TRONCONIQUE                      | 1 | 1 | 1 |  |                   |





6G80100-4330

FIG. 32 REPAIR KIT 2

KITS DE REPARATION 2

| REF. NO. | PART NO. NO. PIECES | DESCRIPTION DESCRIPTION                                   | MH | GT | W |  | REMARKS REMARQUES |
|----------|---------------------|---|----|----|---|--|-------------------|
| 1        | 6G8-W0001-C6        | LOWER UNIT GASKET KIT<br>POCHETTE DE JOINTS EMBASE        | 1  | 1  | 1 |  |                   |
| 2        | 6G8-15312-A1        | .GASKET, OIL PAN<br>.JOINT DE VENTILATEUR D'HUILE         | 1  | 1  | 1 |  |                   |
| 3        | 93210-16M64         | .O-RING<br>.JOINT TORIQUE                                 | 1  | 1  | 1 |  |                   |
| 4        | 93210-08M60         | .O-RING<br>.JOINT TORIQUE                                 | 1  | 1  | 1 |  |                   |
| 5        | 93101-13M27         | .OIL SEAL<br>.JOINT SPY                                   | 1  | 1  | 1 |  |                   |
| 6        | 6G8-41133-A0        | .GASKET, EXHAUST MANIFOLD 1<br>.JOINT, PIPE D'ECHAPPEMENT | 1  | 1  | 1 |  |                   |
| 7        | 6G8-45113-A1        | .GASKET, UPPER CASING<br>.JOINT, TUBE D'ARBRE             | 1  | 1  | 1 |  |                   |
| 8        | 90430-08020         | .GASKET<br>.JOINT   | 3  | 3  | 3 |  |                   |
| 9        | 682-44315-A0        | .GASKET, WATER PUMP<br>.JOINT, POMPE A EAU                | 2  | 2  | 2 |  |                   |
| 10       | 93101-20048         | .OIL SEAL<br>.JOINT SPY                                   | 2  | 2  | 2 |  |                   |
| 11       | 6G8-45315-A0        | .PACKING, LOWER CASING<br>.JOINT, BOITIER D'HELICE        | 1  | 1  | 1 |  |                   |
| 12       | 93101-17054         | .OIL SEAL<br>.JOINT SPY                                   | 2  | 2  | 2 |  |                   |
| 13       | 93210-74M68         | .O-RING<br>.JOINT TORIQUE                                 | 1  | 1  | 1 |  |                   |
| 14       | 93210-74316         | .O-RING<br>.JOINT TORIQUE                                 | 1  | 1  | 1 |  |                   |
| 15       | 682-45375-01        | .DAMPER, SEAL<br>.BOURRELET, CAOUTCHOUC                   | 1  | 1  | 1 |  |                   |
| 16       | 626-44365-01        | .DAMPER, WATER SEAL<br>.JOINT, TUBE D'EAU                 | 1  | 1  | 1 |  |                   |
| 17       | 682-W0078-A2        | WATER PUMP REPAIR KIT<br>KIT DE REPARATION DE LA POMPE    | 1  | 1  | 1 |  |                   |
| 18       | 682-44365-00        | .DAMPER, WATER SEAL<br>.JOINT, TUBE D'EAU                 | 1  | 1  | 1 |  |                   |
| 19       | 97095-06045         | .BOLT<br>.BOULON  | 4  | 4  | 4 |  |                   |
| 20       | 682-44322-00        | .INSERT, CARTRIDGE<br>.CUVETTE                            | 1  | 1  | 1 |  |                   |
| 21       | 682-44352-01        | .IMPELLER<br>.TURBINE                                     | 1  | 1  | 1 |  |                   |
| 22       | 682-44315-A0        | .GASKET, WATER PUMP<br>.JOINT, POMPE A EAU                | 2  | 2  | 2 |  |                   |
| 23       | 682-44323-00        | .OUTER PLATE, CARTRIDGE<br>.PLAQUE EXTERIEURE             | 1  | 1  | 1 |  |                   |
| 24       | 90280-03024         | .KEY, WOODRUFF<br>.CLAVETTE, DEMI-LUNE                    | 1  | 1  | 1 |  |                   |



NUMERICAL INDEX  
INDEX NUMERIQUE

| PART NO.<br>NO. PIECES | REF.<br>NO. | PART NO.<br>NO. PIECES | REF.<br>NO. | PART NO.<br>NO. PIECES | REF.<br>NO. | PART NO.<br>NO. PIECES | REF.<br>NO. | PART NO.<br>NO. PIECES | REF.<br>NO. | PART NO.<br>NO. PIECES | REF.<br>NO. | PART NO.<br>NO. PIECES | REF.<br>NO. |
|------------------------|-------------|------------------------|-------------|------------------------|-------------|------------------------|-------------|------------------------|-------------|------------------------|-------------|------------------------|-------------|
| 6G8-W0001-A3           | 31 - 1      | 6G8-12121-01           | 3 - 2       | 6G8-14301-10           | 5 - 1       | 6G8-15363-00           | 1 - 46      | 6YL-24306-50           | 10 - 8      | 6G8-42113-02-4D        | 15 - 25     | 6G8-42113-02-4D        | 15 - 25     |
| 6G8-W0001-C6           | 32 - 1      | 6G8-12146-00           | 3 - 13      | 664-14321-01           | 5 - 20      | 6G8-15368-00-94        | 4 - 18      | 6G8-24311-00           | 9 - 4       | 6G8-42119-00           | 15 - 21     | 6G8-42119-00           | 15 - 21     |
| 6G9-W0070-13           | 11 - 9      | 6G8-12151-00           | 3 - 10      | 6G8-14323-00           | 5 - 13      | 6G8-15369-00           | 4 - 19      | 6H4-24312-00           | 9 - 25      | 6G8-42126-01-94        | 15 - 15     | 6G8-42126-01-94        | 15 - 15     |
| 682-W0078-A2           | 32 - 17     | 6G8-12153-00           | 3 - 8       |                        | 31 - 24     | 6G8-15371-00-94        | 4 - 21      | 6G8-24329-00           | 9 - 2       | 6G8-42129-00           | 16 - 2      | 6G8-42129-00           | 16 - 2      |
| 6G8-W0090-33-1S        | 1 - 1       | 6G8-12158-00           | 3 - 12      | 6G8-14323-10           | 5 - 13      | 6G8-15373-00           | 1 - 37      |                        | 9 - 15      | 6G8-42137-01           | 15 - 22     | 6G8-42137-01           | 15 - 22     |
| 6G8-W0093-03           | 31 - 19     | 6G8-12159-00           | 3 - 11      | 647-14334-00           | 5 - 11      |                        | 4 - 34      | 6YL-24329-00           | 10 - 7      | 6G8-42147-01           | 15 - 7      | 6G8-42147-01           | 15 - 7      |
| 676-W2810-01           | 9 - 27      | 6G8-12171-00           | 6 - 11      | 6G8-14341-20           | 5 - 9       | 6G8-15374-00           | 4 - 26      | 6G8-24376-00           | 9 - 23      | 6G8-42177-00           | 15 - 24     | 6G8-42177-00           | 15 - 24     |
| 6G8-W4537-00           | 30 - 7      | 6G8-12411-02           | 1 - 16      | 6G8-14341-30           | 5 - 9       |                        | 31 - 16     | 6E5-24377-00           | 1 - 18      | 6G8-42511-02-4D        | 13 - 30     | 6G8-42511-02-4D        | 13 - 30     |
| 6G8-11111-03-1S        | 1 - 22      | 6G8-12413-00-1S        | 1 - 17      | 6G8-14342-24           | 5 - 5       | 6G8-15376-00           | 4 - 32      | 6G8-24378-01           | 12 - 37     | 6G8-42512-02-94        | 14 - 25     | 6G8-42512-02-94        | 14 - 25     |
| 6G8-11133-10           | 1 - 23      | 6G8-12414-A0           | 1 - 19      | 648-14343-41           | 5 - 8       | 6G8-15379-00           | 7 - 3       | 688-24378-00           | 1 - 26      | 6G8-42521-10-94        | 13 - 34     | 6G8-42521-10-94        | 13 - 34     |
| 6G8-11181-A1           | 1 - 34      |                        | 31 - 4      | 648-14343-43           | 5 - 8       | 6G8-15393-00           | 4 - 29      | 6G8-24379-00           | 12 - 34     | 6G9-42521-00-94        | 13 - 34     | 6G9-42521-00-94        | 13 - 34     |
|                        | 31 - 5      | 6G8-12476-00           | 12 - 36     | 6A4-14344-30           | 5 - 26      | 6G8-15393-10           | 4 - 29      | 6G9-24379-00           | 1 - 26      | 6G8-42528-00           | 13 - 25     | 6G8-42528-00           | 13 - 25     |
| 6G8-11191-01-1S        | 1 - 36      | 6G8-12481-01           | 1 - 27      | 6G8-14345-00           | 5 - 7       | 6G8-15710-10           | 8 - 1       | 6G8-24410-E0           | 9 - 8       | 6G8-42534-00           | 13 - 31     | 6G8-42534-00           | 13 - 31     |
| 6G8-11197-00           | 1 - 44      | 6G8-12483-00           | 22 - 2      | 6G8-14349-00           | 5 - 34      | 6G8-15711-00           | 8 - 2       | 6G8-24410-03           | 9 - 8       | 6G8-42537-00           | 13 - 36     | 6G8-42537-00           | 13 - 36     |
| 6G8-11325-00           | 1 - 42      | 6G8-12484-00           | 22 - 3      | 6G8-14357-00           | 5 - 43      | 6G8-15712-00           | 8 - 30      | 6G8-24411-02           | 9 - 10      | 6G8-42551-00           | 17 - 17     | 6G8-42551-00           | 17 - 17     |
| 6G8-11351-A0           | 1 - 6       | 6G8-12485-00           | 12 - 38     | 6G8-14368-02           | 5 - 30      | 6G8-15713-00           | 8 - 4       | 6G8-24421-00           | 9 - 9       | 6G8-42561-00           | 13 - 7      | 6G8-42561-00           | 13 - 7      |
|                        | 31 - 9      | 6G8-13300-02           | 6 - 13      | 6G8-14379-00           | 5 - 39      | 6G8-15714-00           | 8 - 3       | 677-24444-00           | 9 - 16      | 6G8-42610-51-4D        | 11 - 1      | 6G8-42610-51-4D        | 11 - 1      |
| 6G8-11355-00           | 22 - 34     | 6G8-13421-00           | 7 - 12      | 6G8-14379-10           | 5 - 39      | 6G8-15715-00           | 8 - 7       | 6G8-24471-00           | 9 - 14      | 6G8-42613-01-4D        | 11 - 6      | 6G8-42613-01-4D        | 11 - 6      |
| 6G8-11356-00           | 1 - 40      | 6G8-13440-00           | 6 - 21      | 6G8-14381-02           | 5 - 3       | 6G8-15716-00           | 8 - 27      | 6YK-24610-00           | 10 - 3      | 6G8-42614-02           | 12 - 29     | 6G8-42614-02           | 12 - 29     |
| 676-11372-00           | 1 - 11      | 6G8-13442-00-1S        | 6 - 20      | 6G8-14383-00           | 5 - 28      | 6G8-15719-00           | 8 - 5       | 6YK-24610-10           | 10 - 3      | 6G8-42614-12           | 12 - 29     | 6G8-42614-12           | 12 - 29     |
|                        | 1 - 25      | 6G8-13448-00           | 4 - 35      | 6G8-14384-01           | 5 - 2       | 6G8-15723-00           | 8 - 6       | 6YL-24641-00           | 10 - 4      | 6G8-42615-01           | 11 - 2      | 6G8-42615-01           | 11 - 2      |
|                        | 1 - 38      | 6G8-13471-00           | 7 - 15      |                        | 31 - 21     | 6G8-15726-00           | 8 - 21      | 6G8-26363-00           | 16 - 22     | 6G8-42629-02           | 12 - 31     | 6G8-42629-02           | 12 - 31     |
| 6G8-11411-04           | 2 - 1       | 6G8-13487-00           | 7 - 4       | 6G8-14385-00           | 5 - 15      | 6G8-15727-00           | 8 - 9       |                        | 17 - 13     | 6G8-42651-00           | 11 - 3      | 6G8-42651-00           | 11 - 3      |
| 6G8-11416-00           | 2 - 4       | 6G8-13641-01-94        | 4 - 5       |                        | 31 - 26     | 6G8-15734-00           | 8 - 25      | 6G8-26364-00           | 16 - 23     | 6G8-42652-00           | 11 - 4      | 6G8-42652-00           | 11 - 4      |
| 6G8-11416-10           | 2 - 4       | 6G8-13645-00           | 4 - 6       | 647-14386-00           | 5 - 4       | 6G8-15739-00           | 8 - 17      |                        | 17 - 14     | 6G8-42662-00           | 11 - 11     | 6G8-42662-00           | 11 - 11     |
| 6G8-11416-20           | 2 - 4       |                        | 31 - 14     |                        | 31 - 22     | 6G8-15742-00           | 8 - 33      | 6G8-41111-02-1S        | 1 - 7       | 6G8-42677-00           | 12 - 30     | 6G8-42677-00           | 12 - 30     |
| 6G8-11426-00           | 2 - 8       | 6G8-13646-A0           | 4 - 1       | 6G8-14392-00           | 5 - 14      | 6G8-15746-00           | 8 - 23      | 6G8-41112-02           | 1 - 8       | 6G8-42677-10           | 12 - 30     | 6G8-42677-10           | 12 - 30     |
| 6G8-11536-00-94        | 6 - 2       |                        | 31 - 13     |                        | 31 - 25     | 6G8-15747-00           | 8 - 26      |                        | 31 - 2      | 6G8-42677-20           | 12 - 30     | 6G8-42677-20           | 12 - 30     |
| 6G8-11537-00-94        | 6 - 6       | 6G8-13647-00           | 4 - 4       | 5H0-14397-00           | 5 - 10      | 6F5-15752-00           | 8 - 12      | 6G8-41113-02-1S        | 1 - 10      | 6G8-42678-51           | 11 - 10     | 6G8-42678-51           | 11 - 10     |
| 6G8-11557-00           | 6 - 3       | 6G8-1410A-01           | 5 - 24      | 5Y1-14397-00           | 5 - 27      | 663-15753-00           | 8 - 13      | 6G8-41113-10-1S        | 1 - 10      | 6G8-42711-02-4D        | 12 - 1      | 6G8-42711-02-4D        | 12 - 1      |
| 6G8-11575-00           | 7 - 1       | 389-14137-00           | 5 - 44      |                        | 31 - 29     | 6G8-15754-00           | 8 - 8       | 6G8-41114-00           | 1 - 9       | 6G8-42716-00           | 22 - 14     | 6G8-42716-00           | 22 - 14     |
| 6G8-11587-00           | 6 - 5       | 1HV-14147-00           | 5 - 19      | 6G8-14457-00           | 5 - 45      | 6G1-15755-00           | 8 - 34      |                        | 31 - 3      | 6G8-42719-00-94        | 12 - 24     | 6G8-42719-00-94        | 12 - 24     |
| 6G8-11610-02           | 2 - 10      | 6G8-14197-01           | 5 - 16      | 6G8-14478-00           | 4 - 12      | 6G8-15767-00           | 8 - 24      | 6G8-41131-01           | 22 - 15     | 6G8-42724-00           | 12 - 7      | 6G8-42724-00           | 12 - 7      |
| 6G8-11610-12           | 2 - 10      | 6G8-14198-A0           | 4 - 13      | 6G8-14479-02-94        | 4 - 11      | 6G8-15768-00           | 8 - 10      | 6G8-41133-A0           | 22 - 18     | 6G8-42724-40           | 12 - 8      | 6G8-42724-40           | 12 - 8      |
| 6G8-11610-22           | 2 - 10      |                        | 31 - 15     | 6G8-14479-10-94        | 4 - 11      | 6G8-15770-00           | 8 - 38      |                        | 32 - 6      | 6G8-42724-50           | 28 - 18     | 6G8-42724-50           | 28 - 18     |
| 6G8-11631-03-96        | 2 - 9       |                        | 31 - 20     | 6G8-14493-00           | 16 - 32     | 6G8-15771-00           | 8 - 39      | 6G8-41137-04-94        | 22 - 1      | 6G8-42725-10           | 12 - 8      | 6G8-42725-10           | 12 - 8      |
| 634-11633-00           | 2 - 11      | 646-14198-01           | 5 - 33      | 6G8-14611-00           | 30 - 8      | 6G8-15772-00           | 8 - 42      | 6G8-41138-00           | 22 - 16     | 6H4-42725-00           | 15 - 10     | 6H4-42725-00           | 15 - 10     |
| 6G8-11635-03           | 2 - 9       | 654-14198-00           | 5 - 6       | 6G8-14827-00           | 5 - 25      | 6G8-15779-00           | 8 - 31      | 6G8-41212-00           | 16 - 24     | 6G8-42727-00           | 12 - 11     | 6G8-42727-00           | 12 - 11     |
| 6G8-11636-03           | 2 - 9       |                        | 31 - 23     | 6G8-14997-00           | 5 - 12      | 689-15779-01           | 8 - 35      | 6G8-41237-01           | 16 - 30     | 6G8-42738-00-94        | 12 - 23     | 6G8-42738-00-94        | 12 - 23     |
| 6G8-11650-03           | 2 - 5       | 646-14212-00           | 5 - 21      | 6G8-15100-05-1S        | 1 - 2       | 6G8-15789-00           | 8 - 32      | 6G8-41238-01           | 16 - 27     | 6G8-42741-00-4D        | 22 - 29     | 6G8-42741-00-4D        | 22 - 29     |
| 6G8-11654-00           | 2 - 6       | 6G8-14216-00           | 5 - 10      | 6G8-15311-03-0D        | 7 - 7       | 663-15791-00           | 8 - 14      | 6G8-41241-01           | 16 - 28     | 6G8-42748-00           | 12 - 20     | 6G8-42748-00           | 12 - 20     |
| 6G8-12111-00           | 3 - 1       | 6G8-14217-00           | 5 - 35      | 6G8-15312-A1           | 7 - 8       | 6G8-15794-00           | 8 - 22      | 6G8-41242-01           | 16 - 31     | 6G8-42752-00           | 25 - 15     | 6G8-42752-00           | 25 - 15     |
| 6G8-12113-00           | 3 - 4       | 6G8-14229-00           | 5 - 41      |                        | 32 - 2      | 6YK-24201-01           | 10 - 1      | 6G8-41654-00           | 16 - 20     | 6G8-42755-00           | 12 - 32     | 6G8-42755-00           | 12 - 32     |
| 6G8-12116-00           | 3 - 3       | 6G8-14275-01           | 5 - 31      | 6G8-15316-00           | 7 - 13      | 6YK-24201-10           | 10 - 1      | 6G8-41661-00-98        | 16 - 15     | 6G8-42771-00-4D        | 22 - 31     | 6G8-42771-00-4D        | 22 - 31     |
| 6G8-12117-00           | 3 - 5       | 6G8-14286-01           | 5 - 42      | 6G8-15346-00           | 4 - 22      | 646-24251-02           | 9 - 5       | 6G8-41662-00-98        | 16 - 16     | 6G8-42791-00           | 22 - 30     | 6G8-42791-00           | 22 - 30     |
| 6G8-12117-10           | 3 - 7       | 6G8-14293-03           | 5 - 36      | 6G8-15347-00           | 4 - 23      | 6YK-24260-01           | 10 - 5      | 6G8-41663-00           | 16 - 17     | 6G8-42792-00           | 22 - 32     | 6G8-42792-00           | 22 - 32     |
| 30X-12118-00           | 3 - 6       | 6G8-14293-10           | 5 - 36      | 6G8-15358-00           | 4 - 16      | 6YL-24268-01           | 10 - 2      | 6G8-42111-01-4D        | 15 - 1      | 6G8-42811-00-94        | 12 - 14     | 6G8-42811-00-94        | 12 - 14     |
| 51Y-12119-00           | 3 - 9       | 6G8-14301-05           | 5 - 1       | 6G8-15362-04           | 7 - 17      | 6G1-24304-02           | 9 - 1       | 6G8-42112-02-4D        | 15 - 2      | 6G8-42815-00           | 12 - 12     | 6G8-42815-00           | 12 - 12     |

NUMERICAL INDEX  
INDEX NUMERIQUE

| PART NO.<br>NO. PIECES | REF.<br>NO. | PART NO.<br>NO. PIECES | REF.<br>NO. | PART NO.<br>NO. PIECES | REF.<br>NO. | PART NO.<br>NO. PIECES | REF.<br>NO. | PART NO.<br>NO. PIECES | REF.<br>NO. | PART NO.<br>NO. PIECES | REF.<br>NO. | PART NO.<br>NO. PIECES | REF.<br>NO. |
|------------------------|-------------|------------------------|-------------|------------------------|-------------|------------------------|-------------|------------------------|-------------|------------------------|-------------|------------------------|-------------|
| 6G8-42831-00           | 12 - 13     | 682-44322-00           | 23 - 12     | 6G8-45331-00-5B        | 23 - 17     | 701-48196-11           | 21 - 7      | 703-48261-11           | 20 - 2      | 689-81809-11           | 26 - 3      |                        |             |
| 6G8-43111-04-4D        | 13 - 1      |                        | 32 - 20     | 6G8-45361-01-4D        | 23 - 41     | 701-48197-10           | 21 - 3      | 703-48264-00           | 20 - 6      | 689-81810-11           | 26 - 4      |                        |             |
| 6G8-43112-04-4D        | 13 - 2      | 682-44323-00           | 23 - 16     | 6G8-45375-10           | 30 - 10     | 701-48198-10           | 21 - 15     | 703-48265-00           | 20 - 9      | 689-81811-11           | 26 - 6      |                        |             |
| 6J8-43113-01           | 13 - 21     |                        | 32 - 23     | 682-45375-01           | 24 - 11     | 703-48198-00           | 20 - 14     | 701-48266-00           | 21 - 29     | 689-81812-11           | 26 - 8      |                        |             |
| 648-43114-01           | 13 - 6      | 682-44328-00           | 23 - 23     |                        | 32 - 15     | 703-48211-01           | 20 - 60     | 701-48268-00           | 21 - 18     | 689-81813-10           | 26 - 9      |                        |             |
| 6E7-43116-00           | 13 - 5      | 682-44352-01           | 23 - 13     | 682-45376-01           | 24 - 12     | 703-48212-00           | 20 - 57     | 703-48268-00           | 20 - 5      | 689-81820-11           | 26 - 10     |                        |             |
| 6E0-43118-01           | 13 - 3      |                        | 32 - 21     | 6G8-45501-00           | 23 - 25     | 701-48213-00           | 21 - 19     | 701-48271-00           | 21 - 34     | 6G8-81822-40-94        | 26 - 20     |                        |             |
| 6G8-43131-00           | 13 - 15     | 6G8-44361-10           | 24 - 13     | 6G8-45501-10           | 23 - 25     | 703-48213-00           | 20 - 58     | 701-48271-10           | 21 - 34     | 689-81826-10           | 26 - 15     |                        |             |
| 6E5-43145-01           | 18 - 13     | 6G8-44361-20           | 24 - 13     | 6G8-45501-20           | 23 - 25     | 703-48215-00           | 20 - 43     | 703-48271-00           | 20 - 59     | 6F5-81830-11           | 26 - 13     |                        |             |
| 6G5-43145-00           | 13 - 20     | 6G9-44361-00           | 24 - 13     | 6G8-45536-00           | 23 - 24     | 702-48217-00           | 20 - 44     | 701-48280-00           | 21 - 45     | 689-81831-00           | 26 - 14     |                        |             |
| 6G8-43160-01           | 14 - 5      | 626-44365-01           | 24 - 14     | 6G8-45551-00           | 23 - 26     | 703-48219-00           | 20 - 30     | 701-48281-10           | 21 - 16     | 689-81840-11           | 26 - 7      |                        |             |
| 6G8-43181-00           | 13 - 8      |                        | 32 - 16     | 6G8-45560-00           | 23 - 30     | 701-48221-00           | 21 - 6      | 703-48281-00           | 20 - 31     | 689-81847-11           | 26 - 5      |                        |             |
| 6G8-43311-15-4D        | 13 - 22     | 682-44365-00           | 23 - 11     | 6G8-45571-00           | 23 - 32     | 703-48221-00           | 20 - 25     | 703-48282-00           | 20 - 32     | 689-81850-12           | 26 - 2      |                        |             |
| 6G9-43311-04-4D        | 13 - 22     |                        | 32 - 18     | 626-45577-00-01        | 23 - 31     | 701-48222-00           | 21 - 27     | 703-48284-00           | 20 - 53     | 689-81857-11           | 26 - 12     |                        |             |
| 682-43318-01           | 13 - 9      | 6G8-44367-00           | 22 - 8      |                        | 23 - 34     | 703-48222-00           | 20 - 27     | 701-48287-00           | 20 - 42     | 6G8-81870-00           | 28 - 6      |                        |             |
| 6G8-43319-03-94        | 14 - 22     | 6G8-44391-00           | 12 - 9      | 626-45577-00-03        | 23 - 31     | 703-48223-00           | 20 - 28     |                        | 21 - 43     | 6G8-81916-00           | 27 - 13     |                        |             |
| 682-43339-01           | 13 - 14     | 6G8-44391-10           | 30 - 9      |                        | 23 - 34     | 703-48224-00           | 20 - 52     | 702-48288-00           | 21 - 23     | 6J0-81941-10           | 28 - 1      |                        |             |
| 6G8-43373-00           | 13 - 28     | 6G8-44517-00-94        | 13 - 40     | 626-45577-00-05        | 23 - 31     | 703-48225-00           | 20 - 29     | 703-48291-10           | 20 - 39     | 6G8-81948-02           | 27 - 28     |                        |             |
| 682-43611-01           | 14 - 16     | 6G8-44518-00           | 13 - 50     |                        | 23 - 34     | 703-48226-00           | 20 - 26     | 703-48293-10           | 20 - 41     | 6G8-81949-00           | 27 - 38     |                        |             |
| 682-43614-00           | 14 - 14     | 6G8-44521-00           | 13 - 53     | 6G8-45587-00-10        | 23 - 27     | 703-48227-00           | 20 - 24     | 701-48310-40           | 19 - 3      | 6G1-81952-00           | 28 - 2      |                        |             |
| 682-43615-01           | 14 - 15     | 6G8-44522-00           | 13 - 48     | 6G8-45587-00-14        | 23 - 27     | 701-48229-00           | 21 - 26     | 701-48310-60           | 19 - 3      | 6G8-81953-00           | 28 - 3      |                        |             |
| 6G8-43616-00           | 14 - 9      | 6G8-44526-00           | 13 - 41     | 6G8-45587-00-18        | 23 - 27     | 701-48232-00           | 21 - 30     | 701-48310-80           | 19 - 3      | 6G8-81960-10           | 27 - 21     |                        |             |
| 6G8-43617-00           | 14 - 13     | 6G8-44532-00           | 13 - 54     | 6G8-45587-00-35        | 23 - 27     | 703-48232-00           | 20 - 61     | 701-48310-90           | 19 - 3      | 6G8-82105-01           | 28 - 7      |                        |             |
| 6G8-43631-03           | 14 - 6      | 6G8-44533-00           | 13 - 51     | 6G8-45587-00-50        | 23 - 27     | 701-48234-00           | 21 - 5      | 6G8-48311-02           | 16 - 12     |                        | 28 - 17     |                        |             |
| 682-43641-00           | 14 - 10     | 6G8-44551-01-4D        | 13 - 55     | 6G8-45611-00           | 23 - 35     | 703-48234-00           | 20 - 18     | 701-48320-00           | 19 - 3      | 6G8-82117-00           | 28 - 8      |                        |             |
| 682-43659-00           | 14 - 19     | 6G8-44552-02-4D        | 13 - 56     | 682-45631-00           | 23 - 37     | 701-48235-00           | 21 - 2      | 701-48320-20           | 19 - 3      | 6G8-82127-00           | 27 - 17     |                        |             |
| 682-43673-00           | 14 - 18     | 682-44555-00           | 13 - 63     | 648-45633-00           | 23 - 39     | 703-48235-00           | 20 - 4      | 701-48320-30           | 19 - 3      | 6G8-82149-00           | 22 - 20     |                        |             |
| 6G8-44111-00           | 16 - 33     | 6G8-44557-00           | 13 - 62     | 650-45635-00           | 23 - 36     | 701-48236-00           | 21 - 8      | 701-48320-50           | 19 - 3      | 6G8-82150-00           | 28 - 9      |                        |             |
| 682-44116-01           | 16 - 38     | 6G8-45111-13-4D        | 22 - 19     | 6G8-45943-00           | 24 - 18     | 703-48236-00           | 20 - 16     | 6G8-48321-01           | 16 - 13     | 663-82151-00           | 28 - 10     |                        |             |
| 6G8-44121-00-98        | 16 - 1      | 6G9-45111-03-4D        | 22 - 19     | 6G8-45945-00           | 24 - 18     | 702-48237-00           | 21 - 9      | 703-48345-01           | 20 - 19     | 6G8-82370-30           | 27 - 8      |                        |             |
| 682-44121-01           | 16 - 36     | 6G8-45113-A1           | 22 - 25     | 6G8-45947-00-EL        | 24 - 18     | 702-48238-00           | 21 - 10     |                        | 21 - 36     | 6G8-82504-00           | 27 - 16     |                        |             |
| 6G8-44123-00           | 16 - 3      |                        | 32 - 7      | 6G8-45986-00           | 24 - 15     | 703-48238-00           | 20 - 22     | 6G8-48351-51           | 17 - 12     | 6G8-82510-00           | 29 - 8      |                        |             |
| 6G8-44125-00           | 16 - 47     | 663-45119-00           | 13 - 24     | 6G8-45987-02           | 24 - 19     | 703-48240-12           | 19 - 1      | 701-48358-00           | 21 - 38     | 703-82510-20           | 20 - 45     |                        |             |
| 682-44132-00           | 16 - 35     |                        | 15 - 6      | 6G8-46241-00           | 6 - 1       |                        | 20 - 1      | 703-48358-00           | 20 - 20     | 6G8-82522-00           | 27 - 15     |                        |             |
| 6G8-44143-10           | 16 - 41     | 6G8-45127-00           | 7 - 9       | 701-48101-51           | 19 - 2      | 701-48243-00           | 21 - 14     | 6G8-48501-03           | 17 - 1      | 703-82531-00           | 20 - 46     |                        |             |
| 6G9-44143-00           | 16 - 41     | 6G8-45135-00           | 22 - 13     |                        | 21 - 1      | 703-48243-00           | 20 - 15     | 6G8-48511-10           | 17 - 21     | 6H3-82540-00           | 28 - 11     |                        |             |
| 682-44147-00           | 23 - 50     | 6G8-45136-00           | 22 - 24     | 701-48102-51           | 19 - 2      | 703-48244-00           | 20 - 21     | 6G8-48511-20           | 17 - 18     | 703-82540-00           | 20 - 50     |                        |             |
| 6G8-44150-00           | 23 - 49     | 6G8-45151-10           | 22 - 23     |                        | 21 - 1      | 703-48245-00           | 20 - 11     | 6G8-48531-51           | 17 - 2      | 6G8-82541-00           | 29 - 16     |                        |             |
| 6G8-44150-10           | 23 - 49     | 6G8-45211-20-4D        | 22 - 35     | 701-48126-00           | 21 - 40     | 701-48246-00           | 21 - 24     | 6G8-48532-50           | 17 - 3      | 703-82542-00           | 20 - 51     |                        |             |
| 6G8-44150-20           | 23 - 49     | 6G8-45214-00           | 24 - 7      | 701-48133-00           | 21 - 41     | 703-48246-00           | 20 - 23     | 6G8-48538-50           | 17 - 4      | 6G8-82550-10           | 27 - 19     |                        |             |
| 6G8-44159-00           | 16 - 34     | 6G8-45215-00           | 24 - 8      | 701-48138-50           | 21 - 39     | 701-48246-00           | 20 - 13     | 6G8-48565-50           | 17 - 9      | 689-82550-11           | 30 - 1      |                        |             |
| 682-44176-00           | 23 - 51     | 6G8-45251-00           | 24 - 4      | 701-48152-11           | 21 - 13     |                        | 21 - 12     | 6G8-61350-00           | 18 - 1      | 6A0-82553-20           | 30 - 2      |                        |             |
| 6G8-44191-00           | 15 - 4      | 6G8-45300-06-4D        | 23 - 1      | 701-48152-20           | 21 - 13     | 701-48249-00           | 21 - 11     | 6E5-61355-00           | 18 - 8      |                        | 30 - 5      |                        |             |
| 682-44300-01           | 23 - 8      | 6G8-45300-16-4D        | 23 - 1      | 703-48152-00           | 20 - 56     | 701-48252-00           | 21 - 4      | 6G8-81323-00           | 25 - 16     | 689-82553-10           | 30 - 6      |                        |             |
| 682-44312-00           | 23 - 9      | 6G8-45300-26-4D        | 23 - 1      | 701-48153-12           | 21 - 33     | 703-48252-00           | 20 - 12     | 6G8-81336-00           | 1 - 39      | 6G8-82554-00           | 28 - 12     |                        |             |
| 682-44315-A0           | 23 - 15     | 6G8-45311-04-4D        | 23 - 2      | 703-48153-00           | 20 - 3      | 701-48255-00           | 21 - 21     | 6G8-81337-01           | 25 - 14     | 682-82556-00           | 20 - 48     |                        |             |
|                        | 32 - 9      | 6G8-45315-A0           | 23 - 19     | 701-48189-11           | 21 - 31     | 701-48261-00           | 21 - 37     | 6G8-81800-11           | 26 - 1      |                        | 27 - 37     |                        |             |
|                        | 32 - 22     |                        | 32 - 11     | 703-48189-00           | 20 - 17     | 701-48261-10           | 21 - 37     | 689-81807-12           | 26 - 11     |                        | 29 - 5      |                        |             |

NUMERICAL INDEX  
INDEX NUMERIQUE

| PART NO.<br>NO. PIECES | REF.<br>NO. | PART NO.<br>NO. PIECES | REF.<br>NO. | PART NO.<br>NO. PIECES | REF.<br>NO. | PART NO.<br>NO. PIECES | REF.<br>NO. | PART NO.<br>NO. PIECES | REF.<br>NO. | PART NO.<br>NO. PIECES | REF.<br>NO. | PART NO.<br>NO. PIECES | REF.<br>NO. |
|------------------------|-------------|------------------------|-------------|------------------------|-------------|------------------------|-------------|------------------------|-------------|------------------------|-------------|------------------------|-------------|
| 682-82556-00           | 30 - 4      | 90170-12066            | 25 - 20     | 90386-08M49            | 12 - 16     | 90501-10071            | 13 - 65     | 92990-06300            | 24 - 6      | 93101-13M27            | 32 - 5      |                        |             |
| 6G8-82570-02           | 29 - 2      | 90170-24M09            | 6 - 4       | 90386-10M70            | 22 - 5      | 90501-12M40            | 3 - 15      | 92990-06600            | 4 - 3       | 93101-17054            | 23 - 45     |                        |             |
| 6G8-82571-01           | 29 - 3      | 90171-10M07            | 24 - 16     | 90386-12069            | 16 - 6      | 90501-12M41            | 3 - 16      |                        | 9 - 19      |                        | 32 - 12     |                        |             |
| 6G8-82575-00           | 27 - 36     | 90179-08M06            | 23 - 29     | 90386-20M94            | 14 - 8      | 90501-14M06            | 23 - 40     |                        | 13 - 12     |                        | 93101-20048 | 23 - 18                |             |
| 688-82575-01           | 20 - 47     | 90185-05002            | 24 - 10     | 90386-22M92            | 13 - 16     | 90501-18M00            | 13 - 26     |                        | 14 - 4      |                        | 32 - 10     |                        |             |
|                        | 29 - 4      | 90185-08057            | 13 - 52     | 90386-22M93            | 13 - 17     | 90501-23M42            | 15 - 16     |                        | 25 - 10     |                        | 93101-25M24 | 2 - 3                  |             |
|                        | 30 - 3      |                        | 13 - 68     | 90386-33M56            | 15 - 26     | 90506-29M16            | 14 - 21     |                        | 25 - 12     |                        |             | 31 - 11                |             |
| 6G8-82580-00           | 28 - 15     |                        | 18 - 4      | 90386-37M47            | 13 - 37     | 90508-18M33            | 14 - 7      |                        | 27 - 27     |                        | 93102-18M21 | 6 - 12                 |             |
| 663-82581-01           | 29 - 6      | 90185-09M01            | 18 - 10     | 90386-37M48            | 13 - 39     | 91490-16010            | 12 - 33     | 92990-08600            | 20 - 34     |                        | 93102-30M22 | 2 - 2                  |             |
| 688-82586-21           | 20 - 49     | 90185-20M03            | 15 - 29     | 90387-06M09            | 14 - 1      |                        | 16 - 4      |                        | 22 - 38     |                        |             | 31 - 12                |             |
| 688-82586-50           | 29 - 1      | 90185-22043            | 13 - 19     | 90387-06M15            | 12 - 5      |                        | 16 - 46     |                        | 15 - 9      |                        |             | 31 - 10                |             |
| 6G8-82590-00           | 28 - 16     | 90201-06M00            | 2 - 7       | 90387-06M20            | 14 - 17     | 91490-16012            | 8 - 29      | 92995-05600            | 27 - 30     |                        | 93210-08M60 | 22 - 4                 |             |
| 703-82591-00           | 20 - 54     | 90201-06M31            | 12 - 17     | 90387-06M58            | 16 - 26     | 91490-25020            | 16 - 37     | 92995-06100            | 4 - 9       |                        | 93210-09M01 | 6 - 16                 |             |
| 703-82592-00           | 20 - 55     |                        | 13 - 27     | 90387-06M70            | 27 - 24     | 91490-30025            | 24 - 17     |                        | 6 - 19      |                        |             | 6 - 12                 |             |
| 6G8-83530-00           | 29 - 15     | 90201-06M94            | 6 - 10      | 90387-06M71            | 25 - 18     | 91690-30012            | 13 - 64     |                        | 8 - 41      |                        |             | 31 - 18                |             |
| 6G8-83582-01           | 27 - 18     |                        | 16 - 10     | 90387-06M72            | 12 - 18     | 91790-05020            | 16 - 44     |                        | 12 - 22     |                        |             | 31 - 17                |             |
|                        | 29 - 7      | 90201-06049            | 15 - 18     | 90387-06M73            | 17 - 10     | 92580-06016            | 14 - 23     |                        | 12 - 28     |                        | 93210-10M61 | 6 - 15                 |             |
| 6G8-85510-01           | 25 - 2      | 90201-08MA4            | 13 - 69     | 90387-10M06            | 18 - 6      | 92902-05100            | 8 - 20      |                        | 13 - 43     |                        |             | 31 - 17                |             |
| 6G8-85525-00           | 27 - 12     | 90201-08M12            | 13 - 47     | 90387-13M56            | 3 - 14      | 92902-06200            | 8 - 28      |                        | 13 - 58     |                        | 93210-11M59 | 1 - 35                 |             |
| 6G8-85540-23           | 27 - 1      | 90201-10M04            | 18 - 5      | 90430-08020            | 23 - 5      | 92903-04100            | 29 - 10     |                        | 13 - 60     |                        |             | 31 - 6                 |             |
| 6G8-85542-00           | 27 - 9      | 90201-10M20            | 18 - 11     |                        | 32 - 8      | 92903-04600            | 9 - 13      |                        | 15 - 12     |                        | 93210-12M62 | 7 - 2                  |             |
| 6G8-85550-01           | 25 - 1      | 90201-10M63            | 18 - 7      | 90445-05ME6            | 12 - 26     | 92903-06100            | 7 - 11      |                        | 15 - 14     |                        | 93210-13M63 | 1 - 45                 |             |
| 6G8-85550-11           | 25 - 1      | 90201-10M76            | 14 - 28     | 90445-09M00            | 9 - 26      |                        | 8 - 16      |                        | 16 - 19     |                        |             | 6 - 17                 |             |
| 6G8-85561-00-94        | 25 - 3      | 90201-12472            | 25 - 21     | 90445-09065            | 4 - 31      | 92903-06200            | 11 - 8      |                        | 16 - 40     |                        |             | 31 - 7                 |             |
| 6G8-85570-21           | 27 - 4      | 90201-13201            | 6 - 8       |                        | 9 - 6       | 92903-06600            | 1 - 13      |                        | 17 - 6      |                        | 93210-16M64 | 7 - 16                 |             |
| 6G8-85580-02           | 25 - 5      | 90201-17682            | 23 - 33     |                        | 9 - 24      |                        | 1 - 15      |                        | 17 - 8      |                        |             | 32 - 3                 |             |
| 90101-08M88            | 13 - 66     | 90201-20M00            | 15 - 28     | 90445-09105            | 9 - 21      |                        | 1 - 33      |                        | 17 - 16     |                        | 93210-16275 | 18 - 12                |             |
| 90105-06M33            | 7 - 14      | 90201-22M03            | 13 - 18     | 90445-09163            | 12 - 10     |                        | 6 - 24      |                        | 17 - 20     |                        | 93210-20M65 | 9 - 20                 |             |
|                        | 22 - 17     | 90201-31MA3            | 24 - 20     | 90445-09220            | 1 - 28      |                        | 6 - 26      |                        | 17 - 23     |                        | 93210-24M79 | 1 - 47                 |             |
| 90105-08M36            | 1 - 30      | 90202-06007            | 15 - 19     | 90445-10M78            | 12 - 35     |                        | 16 - 9      |                        | 22 - 22     |                        |             | 31 - 8                 |             |
| 90105-08M37            | 1 - 29      | 90202-10M03            | 22 - 7      | 90445-11M52            | 4 - 30      |                        | 22 - 12     |                        | 23 - 22     |                        | 93210-27ME3 | 6 - 14                 |             |
| 90109-06M25            | 13 - 10     | 90202-20M33            | 15 - 30     | 90445-11M66            | 1 - 21      |                        | 27 - 34     |                        | 23 - 48     |                        | 93210-37M67 | 13 - 38                |             |
| 90116-06M15            | 4 - 7       | 90206-08M13            | 12 - 19     | 90445-24M00            | 16 - 14     | 92903-08600            | 26 - 22     |                        | 27 - 3      |                        | 93210-74M68 | 23 - 46                |             |
| 90116-06M26            | 5 - 29      | 90206-10M15            | 13 - 13     | 90446-10M02            | 27 - 20     | 92990-04100            | 5 - 23      |                        | 27 - 7      |                        |             | 32 - 13                |             |
| 90116-08M19            | 22 - 36     | 90206-12052            | 16 - 7      | 90460-38M06            | 13 - 49     |                        | 5 - 38      |                        | 27 - 11     |                        | 93210-74316 | 23 - 42                |             |
| 90116-08M28            | 13 - 46     | 90206-20M14            | 15 - 27     | 90465-08M75            | 4 - 33      |                        | 31 - 28     |                        | 27 - 23     |                        |             | 32 - 14                |             |
| 90119-06M06            | 13 - 33     | 90209-45M09            | 13 - 35     |                        | 4 - 36      | 92990-04200            | 4 - 25      |                        | 27 - 31     |                        | 93308-00501 | 23 - 43                |             |
| 90119-06M12            | 1 - 5       | 90243-04M01            | 13 - 4      |                        | 27 - 32     | 92990-05100            | 25 - 7      |                        | 28 - 5      |                        | 93315-213V4 | 23 - 7                 |             |
| 90119-06M55            | 12 - 4      | 90249-06M20            | 14 - 11     | 90465-13M11            | 27 - 35     |                        | 29 - 13     |                        | 28 - 14     |                        | 93315-317U2 | 23 - 44                |             |
| 90119-06M56            | 12 - 3      | 90250-05010            | 23 - 38     | 90467-08004            | 9 - 7       | 92990-05200            | 16 - 5      | 92995-08600            | 8 - 37      |                        | 93332-00005 | 23 - 6                 |             |
| 90119-08M18            | 1 - 4       | 90266-04M04            | 11 - 5      |                        | 9 - 22      | 92990-05600            | 4 - 15      |                        | 13 - 45     |                        | 93341-313U3 | 23 - 28                |             |
| 90149-05M05            | 29 - 11     | 90269-02M09            | 15 - 23     | 90467-10M04            | 12 - 39     |                        | 7 - 6       |                        | 13 - 67     |                        | 93430-04M03 | 17 - 11                |             |
| 90157-05M16            | 10 - 6      | 90280-03M01            | 6 - 7       | 90480-09M35            | 12 - 2      |                        | 16 - 45     |                        | 18 - 3      |                        | 93430-05027 | 14 - 12                |             |
| 90157-06M04            | 22 - 33     | 90280-03024            | 23 - 14     | 90480-13M24            | 27 - 25     |                        | 25 - 8      |                        | 22 - 28     |                        |             | 14 - 20                |             |
| 90159-05M06            | 16 - 21     |                        | 32 - 24     | 90480-15M31            | 25 - 17     |                        | 29 - 14     |                        | 24 - 3      |                        | 93430-06024 | 20 - 10                |             |
| 90159-06M05            | 4 - 17      | 90280-05013            | 25 - 19     | 90480-17165            | 12 - 6      | 92990-06100            | 5 - 18      |                        | 26 - 17     |                        |             | 20 - 62                |             |
| 90170-06015            | 16 - 42     | 90340-08M04            | 23 - 4      | 90480-19031            | 12 - 25     |                        | 9 - 18      |                        | 26 - 19     |                        |             | 21 - 35                |             |
| 90170-09M03            | 18 - 9      | 90386-05M54            | 16 - 11     | 90480-25161            | 27 - 5      | 92990-06300            | 21 - 25     |                        | 22 - 9      |                        | 93450-09M01 | 1 - 24                 |             |

NUMERICAL INDEX  
INDEX NUMERIQUE

| PART NO.<br>NO. PIECES | REF.<br>NO. | PART NO.<br>NO. PIECES | REF.<br>NO. | PART NO.<br>NO. PIECES | REF.<br>NO. | PART NO.<br>NO. PIECES | REF.<br>NO. | PART NO.<br>NO. PIECES | REF.<br>NO. | PART NO.<br>NO. PIECES | REF.<br>NO. |
|------------------------|-------------|------------------------|-------------|------------------------|-------------|------------------------|-------------|------------------------|-------------|------------------------|-------------|
| 93450-10M04            | 24 - 21     | 97075-08030            | 8 - 36      | 97780-40512            | 4 - 27      |                        |             |                        |             |                        |             |
| 93450-15023            | 2 - 12      | 97075-08035            | 24 - 2      | 97780-50510            | 23 - 52     |                        |             |                        |             |                        |             |
| 93604-08062            | 23 - 3      | 97080-06018            | 21 - 22     | 97880-05012            | 7 - 5       |                        |             |                        |             |                        |             |
| 93605-15065            | 13 - 32     | 97095-05012            | 15 - 8      |                        | 25 - 6      |                        |             |                        |             |                        |             |
| 93606-12019            | 22 - 10     | 97095-06012            | 8 - 40      | 97880-05016            | 4 - 14      |                        |             |                        |             |                        |             |
|                        | 22 - 26     |                        | 13 - 42     | 97880-05025            | 1 - 43      |                        |             |                        |             |                        |             |
|                        | 22 - 39     |                        | 17 - 7      | 97880-06020            | 25 - 11     |                        |             |                        |             |                        |             |
|                        | 23 - 20     |                        | 22 - 21     | 97880-06025            | 9 - 17      |                        |             |                        |             |                        |             |
|                        | 24 - 1      |                        | 28 - 4      |                        | 25 - 9      |                        |             |                        |             |                        |             |
| 93700-06M03            | 13 - 23     |                        | 28 - 13     | 97880-06030            | 15 - 17     |                        |             |                        |             |                        |             |
|                        | 15 - 5      | 97095-06014            | 16 - 39     | 97890-05006            | 5 - 32      |                        |             |                        |             |                        |             |
| 94701-00282            | 1 - 48      | 97095-06016            | 12 - 21     | 98180-05025            | 24 - 9      |                        |             |                        |             |                        |             |
| 95023-06025            | 25 - 4      |                        | 12 - 27     | 98503-04014            | 9 - 12      |                        |             |                        |             |                        |             |
| 95303-06700            | 11 - 7      |                        | 16 - 18     | 98507-04010            | 4 - 28      |                        |             |                        |             |                        |             |
| 95333-08700            | 8 - 11      |                        | 17 - 15     | 98580-03015            | 20 - 38     |                        |             |                        |             |                        |             |
| 95380-04600            | 16 - 29     |                        | 17 - 19     | 98580-04006            | 20 - 36     |                        |             |                        |             |                        |             |
| 95380-05600            | 20 - 7      |                        | 17 - 22     | 98580-04010            | 5 - 37      |                        |             |                        |             |                        |             |
|                        | 29 - 12     | 97095-06020            | 23 - 47     |                        | 20 - 35     |                        |             |                        |             |                        |             |
| 95380-06600            | 14 - 24     |                        | 27 - 2      | 98580-04016            | 5 - 22      |                        |             |                        |             |                        |             |
|                        | 20 - 40     |                        | 27 - 10     |                        | 31 - 27     |                        |             |                        |             |                        |             |
|                        | 21 - 44     |                        | 27 - 29     | 98580-05010            | 20 - 37     |                        |             |                        |             |                        |             |
| 95380-06700            | 4 - 2       | 97095-06025            | 6 - 18      |                        | 21 - 17     |                        |             |                        |             |                        |             |
|                        | 4 - 10      |                        | 13 - 29     |                        | 21 - 32     |                        |             |                        |             |                        |             |
|                        | 13 - 61     |                        | 15 - 11     | 98580-05020            | 21 - 42     |                        |             |                        |             |                        |             |
|                        | 14 - 3      |                        | 27 - 6      | 98580-05555            | 21 - 28     |                        |             |                        |             |                        |             |
|                        | 15 - 20     |                        | 27 - 22     | 98580-06018            | 5 - 17      |                        |             |                        |             |                        |             |
|                        | 16 - 43     | 97095-06030            | 17 - 5      | 98780-03008            | 9 - 11      |                        |             |                        |             |                        |             |
|                        | 27 - 26     | 97095-06040            | 15 - 13     | 98780-05016            | 15 - 3      |                        |             |                        |             |                        |             |
| 95380-08600            | 22 - 37     | 97095-06045            | 4 - 8       | 98780-06025            | 21 - 20     |                        |             |                        |             |                        |             |
| 95380-10700            | 14 - 27     |                        | 13 - 57     | 98813-03100            | 5 - 40      |                        |             |                        |             |                        |             |
|                        | 22 - 6      |                        | 23 - 21     | 98903-04008            | 29 - 9      |                        |             |                        |             |                        |             |
| 95680-06100            | 13 - 11     |                        | 32 - 19     | 98980-06008            | 27 - 14     |                        |             |                        |             |                        |             |
| 95895-06020            | 24 - 5      | 97095-06095            | 13 - 59     | 99510-10114            | 1 - 3       |                        |             |                        |             |                        |             |
| 97013-06010            | 7 - 10      | 97095-06135            | 14 - 2      |                        | 1 - 31      |                        |             |                        |             |                        |             |
| 97013-06012            | 27 - 33     | 97095-08016            | 26 - 18     | 99530-08012            | 25 - 13     |                        |             |                        |             |                        |             |
| 97013-06016            | 6 - 9       | 97095-08030            | 13 - 44     |                        |             |                        |             |                        |             |                        |             |
|                        | 12 - 15     | 97095-08040            | 22 - 27     |                        |             |                        |             |                        |             |                        |             |
|                        | 16 - 8      | 97095-10020            | 14 - 26     |                        |             |                        |             |                        |             |                        |             |
| 97013-06020            | 22 - 11     | 97305-06025            | 8 - 15      |                        |             |                        |             |                        |             |                        |             |
| 97013-06025            | 1 - 12      | 97322-05012            | 8 - 19      |                        |             |                        |             |                        |             |                        |             |
| 97013-06030            | 1 - 14      | 97380-05025            | 20 - 8      |                        |             |                        |             |                        |             |                        |             |
|                        | 6 - 25      | 97395-08030            | 20 - 33     |                        |             |                        |             |                        |             |                        |             |
|                        | 16 - 25     | 97513-06520            | 1 - 20      |                        |             |                        |             |                        |             |                        |             |
| 97013-06035            | 1 - 32      |                        | 1 - 41      |                        |             |                        |             |                        |             |                        |             |
| 97013-06050            | 6 - 23      | 97595-06520            | 9 - 3       |                        |             |                        |             |                        |             |                        |             |
| 97013-08030            | 26 - 21     | 97780-40112            | 23 - 10     |                        |             |                        |             |                        |             |                        |             |
| 97075-08025            | 18 - 2      | 97780-40512            | 4 - 20      |                        |             |                        |             |                        |             |                        |             |
|                        | 26 - 16     |                        | 4 - 24      |                        |             |                        |             |                        |             |                        |             |