

**PARTS
CATALOGUE
CATALOGUE
DE PIECES DETACHEES**

4 cycle for '97 model

4 temps pour modele 1997

CONTENTS

TABLE DES MATIERES

INDEX

**F50A
F50B
F45A**

**F8B
F9.9B**

F9.9A

F9.9A(6G8)

F9.9A

FOREWORD

This Parts Catalogue is related to the parts for the model(s) in the below frame. When you are ordering replacement parts, please refer to this Parts Catalogue and quote both part numbers and part names correctly.

F9.9A'97(6G8)

1. Modifications or additions which have been made after issue of the Parts Catalogue will be announced in the Yamaha Parts News.
It is advisable that you make necessary corrections to the Parts Catalogue according to the Yamaha Parts News.

2. Abbreviations

The following abbreviations are used in this Parts Catalogue.

"UR"	Use specified parts number.	"M"	Manual start model
"UN"	Use as many as needed.	"E"	Electric start model
"AP"	Alternate Parts	"PTT"	Power Trim & Tilt model
"LM"	Local Made	"H/T"	Hydro Tilt model
	(Parts need to be ordered locally)	"M/T"	Manual Tilt model
"O/S"	Over Size	"T.H/D"	Tiller Handle model

3. Parts, which are to be supplied in an assembly, are listed with a dot (.) in front of the part name as shown below.

EXAMPLE

CARBURETOR ASSY
. JET, PILOT
. NOZZLE, MAIN

4. Number of component for assembly

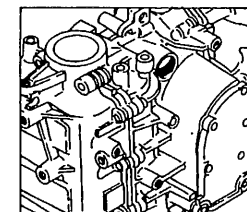
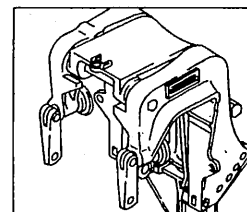
The numeral appearing to the right of each component part indicates the quantity of parts for each assembly unit.

EXAMPLE

PART NO.	DESCRIPTION	Q'TY	REMARKS
6E0-85500-70	C.D.I. MAGNETO ASSY	1	
6E0-85550-70	. ROTOR ASSY	1	
6E0-15723-00-94	. . PULLY, STARTER	1	

5. Applicable Serial No. and Color Code

Engine Serial No.	F9.9AM	L : 304339	~
		UL : 703344	~
	F9.9AE	S : 101118	~
		L : 412566	~
		UL : 762268	~
	F9.9AEM	L : 471722	~
		UL : 787925	~



Color Code	Color Name	Abbreviation
4D	DARK BLuish GRAY METALLIC 2	DBNM2

6. Note that the illustrations are for reference in finding parts numbers, not to be used for assembling. When assembling, please use the applicable service manual.

AVANT-PROPOS

Ce Catalogue de pièces détachées concerne les pièces pour le(s) modèle(s) indiqué(s) dans le cadre ci-dessous. Lorsque vous commandez des pièces de rechange, veuillez vous référer à ce catalogue de pièces détachées et indiquer clairement les numéros et les noms des pièces détachées.

F9.9A'97 (6G8)

1. Les modifications ou ajouts ayant été effectués après la parution du catalogue de pièces détachées seront décrits dans les Bulletins d'information Yamaha concernant les pièces détachées.
Il est recommandé que vous apportiez les corrections nécessaires au catalogue des pièces détachées en vous référant aux Bulletins d'information Yamaha.

2. Abréviations

Dans ce catalogue, les abréviations suivantes sont utilisées:

"UR"	Utiliser le numéro des pièces.
"UN"	Utiliser autant que nécessaire.
"AP"	Pièces de substitution
"OS"	Cote Réparation
"LM"	Fabrication locale (les pièces doivent être commandées localement.)
"M"	Modèle à démarrage manuel
"E"	Modèle à démarrage électrique
"PTT"	Modèle à assiette et relevage assistés
"H/T"	Modèle à relevage hydraulique
"M/T"	Modèle à relevage manuel
"T.H/D"	Modèle à commande par barre franche

3. Dans ce catalogue, les pièces qui sont fournies dans un ensemble sont précédées d'un point (.) de la manière indiquée ci-dessous.

EXEMPLE ENS CARBURATEUR
 . GICLEUR, ralenti
 . PUIITS D'AIGUILLE

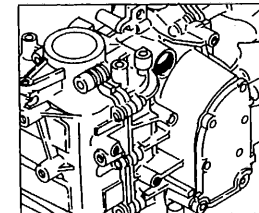
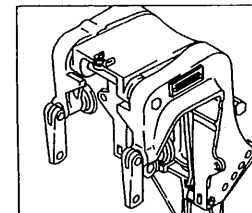
4. Nombre de pièces composant un ensemble

Le chiffre apparaissant à la droite de chaque description indique la quantité de pièces pour chaque ensemble de pièces.

Référence	Description	Qté	Remarques
6E0-85500-70	MAGNETO C.D.I CPLT	1	
6E0-85550-70	. ROTOR CPLT	1	
6E0-15723-00-94	. . POULIE DE DEMARREUR	1	

5. Applications No de série et code couleur correspondants

No de série du moteur	F9.9AM	L : 304339	~
		UL : 703344	~
	F9.9AE	S : 101118	~
		L : 412566	~
		UL : 762268	~
	F9.9AEM	L : 471722	~
		UL : 787925	~



Code couleur	Nom de couleur	Abréviation
4D	DARK BLUISH GRAY METALLIC 2	DBNM2

6. Veuillez noter que les illustrations sont indiquées pour référence pour trouver les numéros de pièces, non pour être utilisées lors de l'assemblage. Lors de l'assemblage, veuillez utiliser le manuel d'entretien adéquat.

CONTENTS

FIG. 1	CYLINDER. CRANKCASE	A6, A7
FIG. 2	CRANKSHAFT. PISTON	B1
FIG. 3	VALVE	B2
FIG. 4	INTAKE	B3, B4
FIG. 5	CARBURETOR	B5, B6
FIG. 6	OIL PUMP	B7
FIG. 7	OIL PAN	C1
FIG. 8	STARTER	C2, C3
FIG. 9	FUEL	C4
FIG. 10	TOP COWLING	C5
FIG. 11	BOTTOM COWLING	C6, C7
FIG. 12	BRACKET 1	D1~D3
FIG. 13	BRACKET 2	D4
FIG. 14	STEERING (F9.9AM/F9.9AEM)	D5, D6
FIG. 15	CONTROL	D7, E1
FIG. 16	UPPER CASING	E2, E3
FIG. 17	LOWER CASING. DRIVE 1	E4~E6
FIG. 18	LOWER CASING. DRIVE 2	E7
FIG. 19	GENERATOR	F1
FIG. 20	STARTING MOTOR (F9.9AE/F9.9AEM)	F2
FIG. 21	ELECTRICAL 1	F3, F4
FIG. 22	ELECTRICAL 2 (F9.9AEM)	F5
FIG. 23	ELECTRICAL 3 (F9.9AE)	F6, F7
FIG. 24	REPAIR KIT 1	G1, G2
FIG. 25	REPAIR KIT 2	G3
NUMERICAL INDEX		

TABLE DES MATIERES

FIG. 1	CYLINDRE. CARTER	A6, A7
FIG. 2	VILEBREQUIN. PISTON	B1
FIG. 3	SOUPAPE	B2
FIG. 4	ADMISSION	B3, B4
FIG. 5	CARBURATEUR	B5, B6
FIG. 6	POMPE A HUILE	B7
FIG. 7	VENTILATEUR D'HUILE	C1
FIG. 8	DEMARREUR	C2, C3
FIG. 9	CARBURANT	C4
FIG. 10	CAPOT SUPERIEUR	C5
FIG. 11	CAPOT INFERIEUR	C6, C7
FIG. 12	SUPPORT 1	D1~D3
FIG. 13	SUPPORT 2	D4
FIG. 14	DIRECTION (F9.9AM/F9.9AEM)	D5, D6
FIG. 15	COMMANDE	D7, E1
FIG. 16	FOURREAU	E2, E3
FIG. 17	BOITIER D'HELICE, TRANSMISSION 1	E4~E6
FIG. 18	BOITIER D'HELICE, TRANSMISSION 2	E7
FIG. 19	GENERATRICE	F1
FIG. 20	DEMARREUR ELECTRIQUE (F9.9AE/F9.9AEM)	F2
FIG. 21	PARTIE ELECTRIQUE 1	F3, F4
FIG. 22	PARTIE ELECTRIQUE 2 (F9.9AEM)	F5
FIG. 23	PARTIE ELECTRIQUE 3 (F9.9AE)	F6, A7
FIG. 24	KITS DE REPARATION 1	G1, G2
FIG. 25	KITS DE REPARATION 2	G3
	INDEX NUMERIQUE	

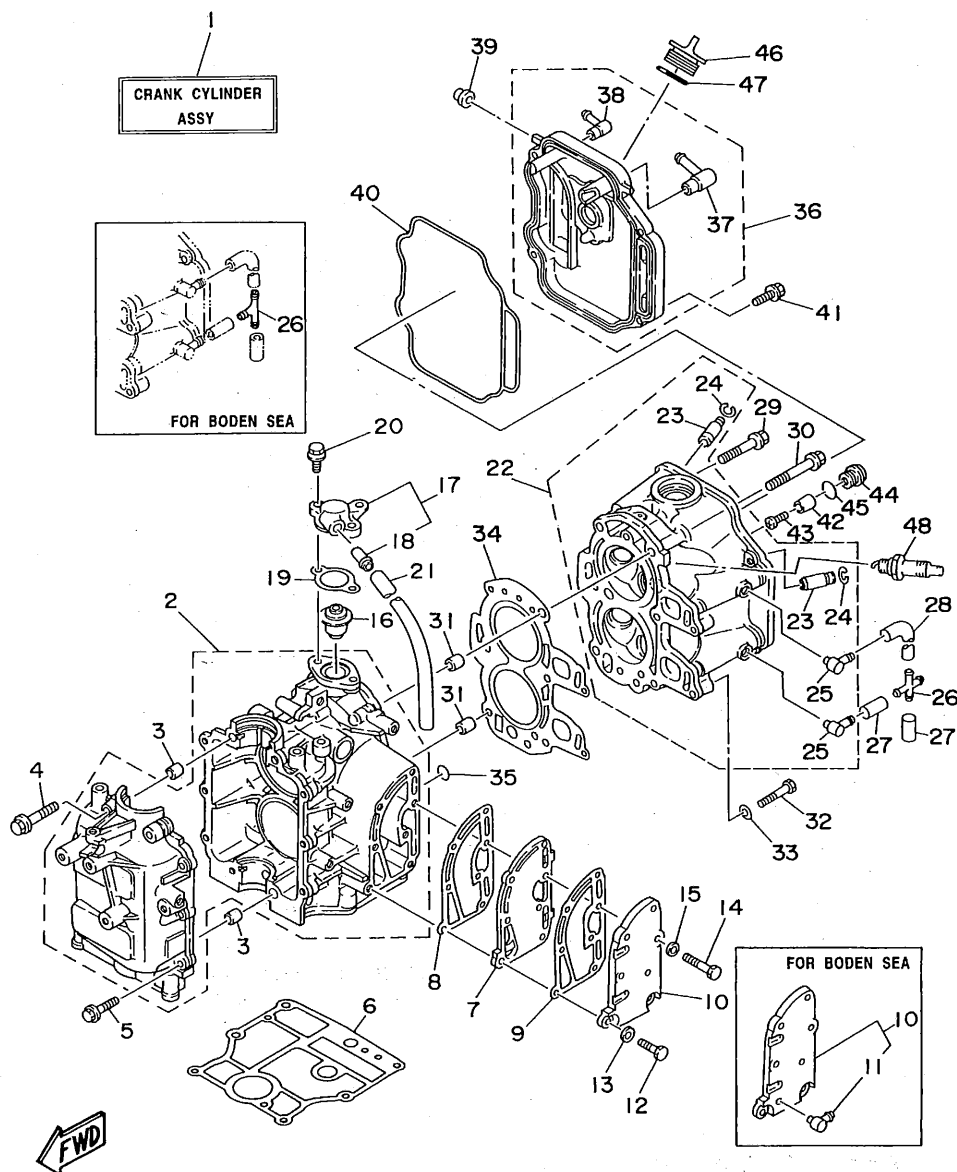


FIG. 1 CYLINDER. CRANKCASE

CYLINDRE. CARTER

REF. NO.	PART NO. NO. PIECES	DESCRIPTION DESCRIPTION	Q'TY QTE	REMARKS REMARQUES
1	6G8-W0090-33-4D	CRANK CYLINDER ASSY EMBIELLAGE CYLINDRE (ENS.) (REF.NO. 2 ~ 5, 7 ~ 47, FIG. 2, REF.NO. 1 ~ 12, FIG. 3, REF.NO. 1 ~ 16)	1	
2	6G8-15100-05-94	CRANKCASE ASSY CARTER DE MOTEUR COMPLET	1	
3	99510-10114	PIN, DOWEL GOIJON, D'ASSEMBLAGE	2	
4	90119-08M18	BOLT, WITH WASHER BOULON, AVEC RONDELLE	4	
5	90119-06M12	BOLT, WITH WASHER BOULON, AVEC RONDELLE	6	
6	6G8-11351-A0	GASKET, CYLINDER JOINT, D'EMBASE	1	
7	6G8-41111-02-9M	INNER COVER, EXHAUST PLAQUE, ECHAPPEMENT	1	
8	6G8-41112-02	GASKET, EXHAUST INNER COVER JOINT, PLAQUE D'ECHAPPEMENT	1	
9	6G8-41114-00	GASKET, EXHAUST OUTER COVER JOINT, COUVERCLE D'ECHAPPEMENT	1	
10	6G8-41113-10-9M	OUTER COVER, EXHAUST COUVERCLE, ECHAPPEMENT	1	UR STD
	6G8-41113-02-9M	OUTER COVER, EXHAUST COUVERCLE, ECHAPPEMENT	1	UR FOR BODEN SEA
11	676-11372-00	.NIPPLE, HOSE .RACCORD, TUYAU	1	FOR BODEN SEA
12	97095-06025	BOLT BOULON	2	
13	92990-06600	WASHER, PLATE RONDELLE, PLATE	2	
14	97095-06030	BOLT BOULON	5	
15	92990-06600	WASHER, PLATE RONDELLE, PLATE	5	
16	6G8-12411-02	THERMOSTAT THERMOSTAT	1	
17	6G8-12413-00-9M	COVER, THERMOSTAT COUVERCLE, THERMOSTAT	1	
18	6E5-24377-00	.PIPE, JOINT 3 .DURITE, RACCORDEMENT 3	1	
19	6G8-12414-A0	GASKET, COVER JOINT, COUVERCLE	1	
20	97595-06520	BOLT, WITH WASHER VIS HEXAGONAL	2	
21	90445-11M66	HOSE DURITE	1	
22	6G8-11111-03-94	HEAD, CYLINDER 1 CULASSE	1	
23	6G8-11133-10	.GUIDE, INTAKE VALVE .GUIDE, SOUP D'ADM	4	
24	93450-09M01	.CIRCLIP .CIRCLIP	4	
25	676-11372-00	.NIPPLE, HOSE .RACCORD, TUYAU	2	

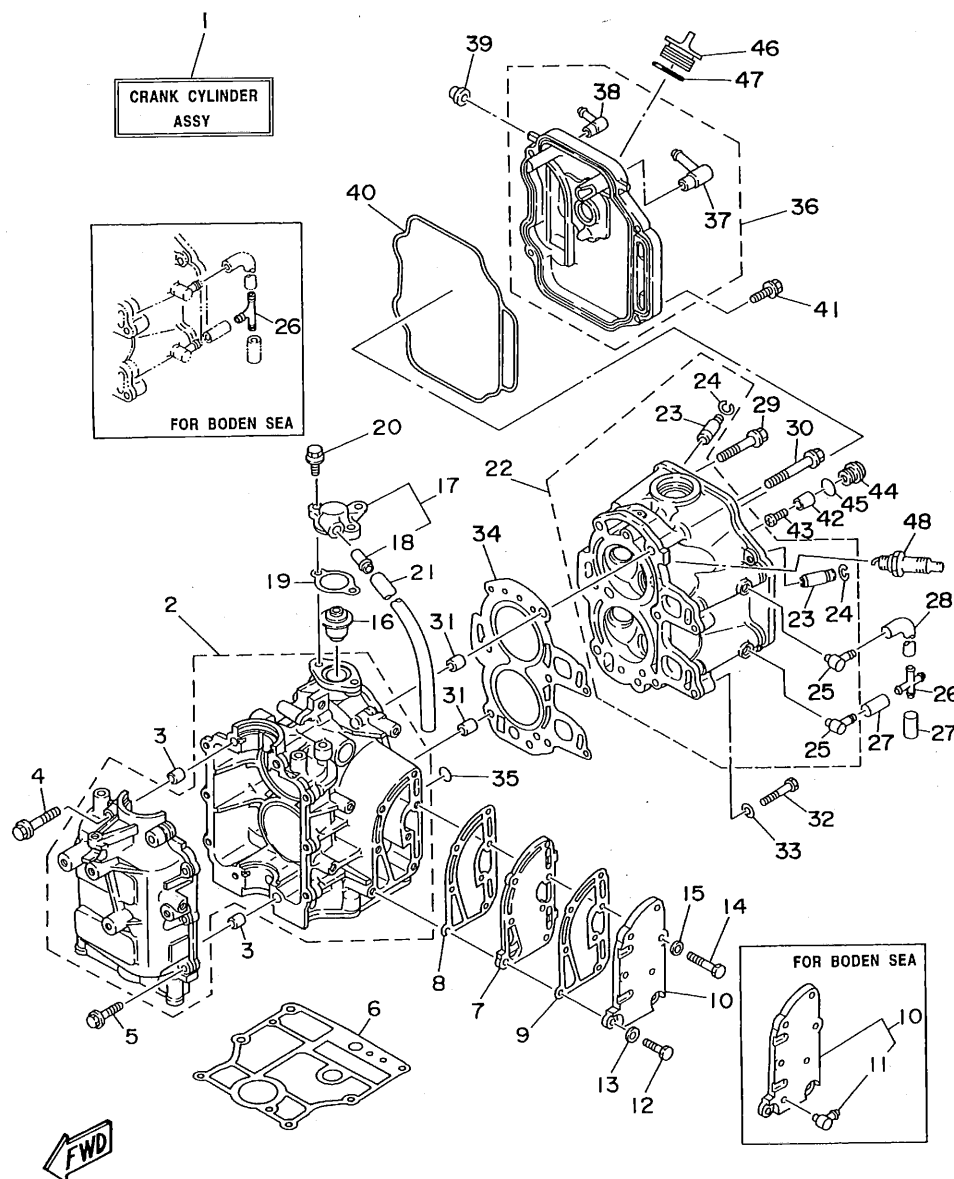


FIG. 1 CYLINDER. CRANKCASE

CYLINDRE. CARTER

REF. NO.	PART NO. NO. PIECES	DESCRIPTION DESCRIPTION	Q'TY QTE	REMARKS REMARQUES
26	669-24379-00	PIPE, JOINT 4	1	UR STD
	688-24378-00	DURITE, RACCORDMENT 4	1	UR FOR BODEN SEA
27	90445-09078	PIPE, JOINT 4	2	
		DURITE, RACCORDMENT 4		
28	668-12481-01	HOSE	1	
		DURITE		
29	90105-08M37	PIPE 1	3	
		DURITE 1		
30	90105-08M36	BOLT, WASHER BASED	3	
		BOULON, AVEC RONDELLE		
31	99510-10114	BOLT, WASHER BASED	2	
		BOULON, AVEC RONDELLE		
32	97014-06035	PIN, DOWEL	2	
		GOUJON, D'ASSEMBLAGE		
33	92990-06600	BOLT	2	
		BOULON		
34	668-11181-A1	WASHER, PLATE	2	
		RONDELLE, PLATE		
35	93210-11M59	GASKET, CYLINDER HEAD 1	1	
		JOINT, DE CULASSE 1		
36	668-11191-01-94	O-RING	1	
		JOINT TORIQUE		
37	668-15373-00	COVER, CYLINDER HEAD 1	1	
		COUVERCLE, CULASSE 1		
38	676-11372-00	PIPE, BREATHER	1	
		.DURITE DE RENIFLARD		
39	668-81336-00	NIPPLE, HOSE	1	
		.RACCORD, TUYAU		
40	668-1356-00	GROMMET	2	
		OETILLET CAOUTCHOUC		
41	97595-06520	SEAL, CYLINDER 2	1	
		JOINT, SPY CYLINDRE		
42	668-11325-00	BOLT, WITH WASHER	4	
		VIS HEXAGONAL		
43	98580-05525	ANODE	1	
		ANODE		
44	668-11197-00	SCREW, PAN HEAD	1	
		VIS		
45	93210-13M63	PLUG, BLIND	1	
		PLOT, BORGNE		
46	668-15363-00	O-RING	1	
		JOINT TORIQUE		
47	93210-25070	PLUG, OIL	1	
		PLOT, HUILE		
48	94701-00282	O-RING	1	
		JOINT TORIQUE		
		PLUG SPARK (NGK CR6HS)	2	
		BOUGIE (NGK CR6HS)		

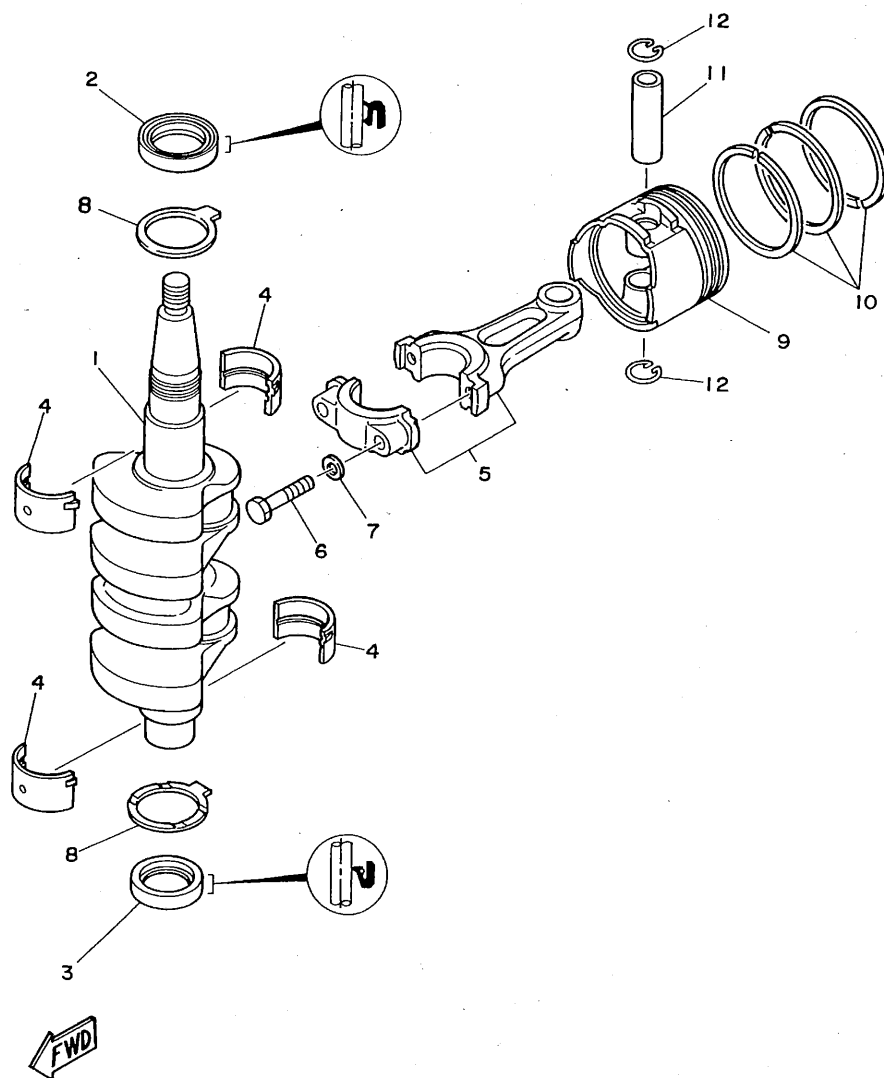


FIG. 2 CRANKSHAFT. PISTON

VILEBREQUIN. PISTON

REF. NO.	PART NO. NO. PIECES	DESCRIPTION DESCRIPTION	Q'TY QTE	REMARKS REMARQUES
1	6G8-11411-04	CRANKSHAFT	1	
2	93102-30M22	VILEBREQUIN COMPLET	1	
3	93101-25M24	OIL SEAL	1	
4	6G8-11416-00	JOINT SPY	1	
	6G8-11416-10	OIL SEAL	1	
	6G8-11416-20	JOINT SPY	1	
5	6G8-11650-03	PLANE BEARING, CRANKSHAFT 1	4	UR BROWN
6	6G8-11654-00	COUSSINET DE VILEBREQUIN	4	UR BLACK
7	90201-06M00	PLANE BEARING, CRANKSHAFT 1	4	UR BLUE
8	6G8-11426-00	COUSSINET DE VILEBREQUIN	4	
9	6G8-11631-03-96	CONNECTING ROD ASSY	2	
10	6G8-11635-03	BIELLE COMPLETE	2	AP
11	634-11633-00	BOLT, CONNECTING ROD	4	
12	93450-15023	BOULON, BIELLE	4	
		WASHER, PLATE	4	
		RONDELLE, PLATE	4	
		PLANE BEARING, CRANKSHAFT 1	2	
		COUSSINET, VILEBREQUIN 1	2	
		PISTON (STD)	2	
		PISTON (STD)	2	
		PISTON (0.25MM O/S)	2	AP
		PISTON (0.25MM O/S)	2	AP
		PISTON (0.50MM O/S)	2	AP
		PISTON (0.50MM O/S)	2	AP
		PISTON RING SET (STD)	2	
		JEU DE SEGMENTS (STD)	2	
		PISTON RING SET (0.25MM O/S)	2	AP
		JEU DE SEGMENTS (0.25MM O/S)	2	AP
		PISTON RING SET (0.50MM O/S)	2	AP
		JEU DE SEGMENTS (0.50MM O/S)	2	AP
		PIN, PISTON	2	
		AXE, PISTON	2	
		CIRCLIP	4	
		CIRCLIP	4	

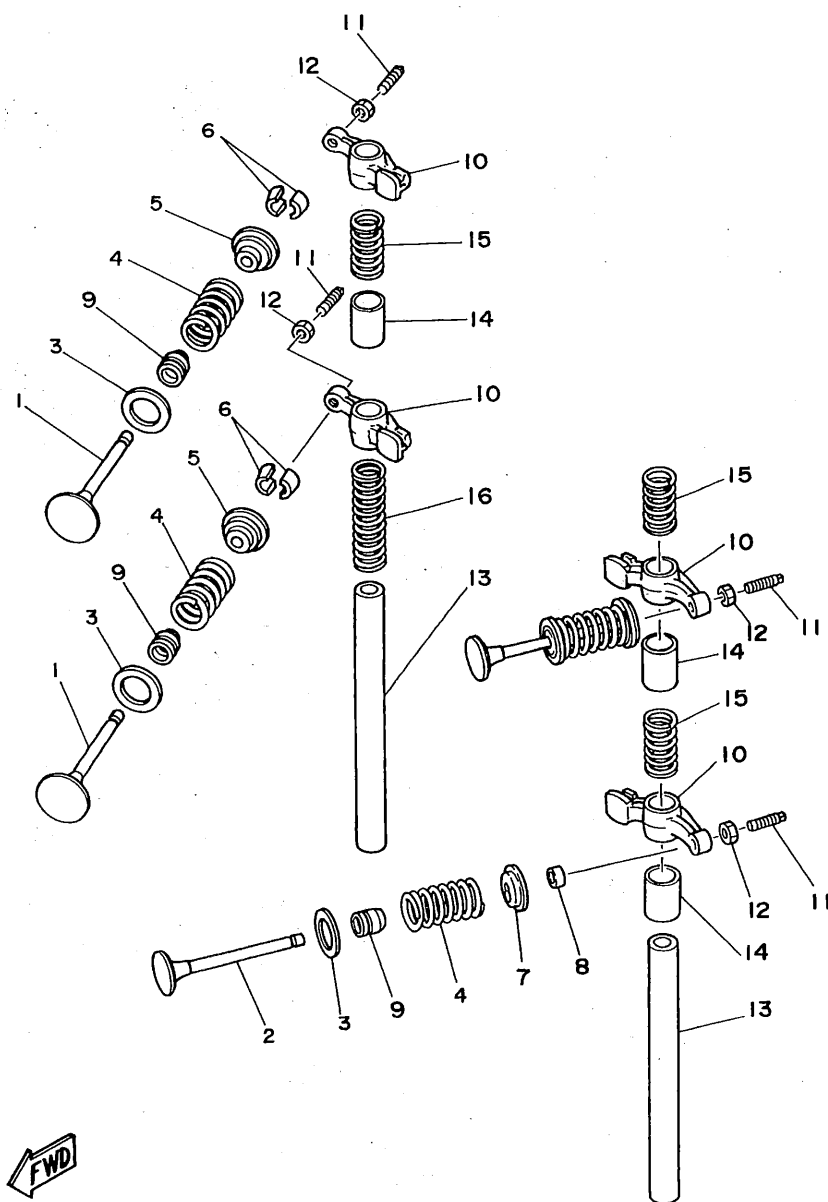


FIG. 3 VALVE

SOUPAPE

REF. NO.	PART NO. NO. PIECES	DESCRIPTION DESCRIPTION	Q'TY QTE	REMARKS REMARQUES
1	6G8-12111-00	VALVE, INTAKE SOUPAPE, ADMISSION	2	
2	6G8-12121-01	VALVE, EXHAUST SOUPAPE, ECHAPPEMENT	2	
3	6G8-12116-00	SEAT, VALVE SPRING SIEGE, RESSORT DE SOUPAPE	4	
4	6G8-12113-00	SPRING, VALVE INNER RESSORT DE SOUPAPE, INTERNE	4	
5	6G8-12117-00	RETAINER, VALVE SPRING BUTEE DE RESSORT DE SOUPAPA	2	
6	30X-12118-00	COTTER, VALVE FRAISE, SOUPAPE	4	
7	6G8-12117-10	RETAINER, VALVE SPRING BUTEE DE RESSORT DE SOUPAPA	2	
8	6G8-12153-00	LIFTER, VALVE LEVE-SOUPAPE	2	
9	51Y-12119-00	SEAL, VALVE STEM JOINT, QUEUE DE SOUPAPE	4	
10	6G8-12151-00	ARM, VALVE ROCKER CULBUTEUR	4	
11	6G8-12159-00	SCREW, VALVE ADJUSTING VIS, REGLAGE DE SOUPAPE	4	
12	6G8-12158-00	NUT, LOCK CONTRE-ECROU	4	
13	6G8-12146-00	SHAFT, ROCKER AXE, CULBUTEUR	2	
14	90387-13M56	COLLAR COLLERETTE	3	
15	90501-12M40	SPRING, COMPRESSION RESSORT, COMPRESSION	3	
16	90501-12M41	SPRING, COMPRESSION RESSORT, COMPRESSION	1	

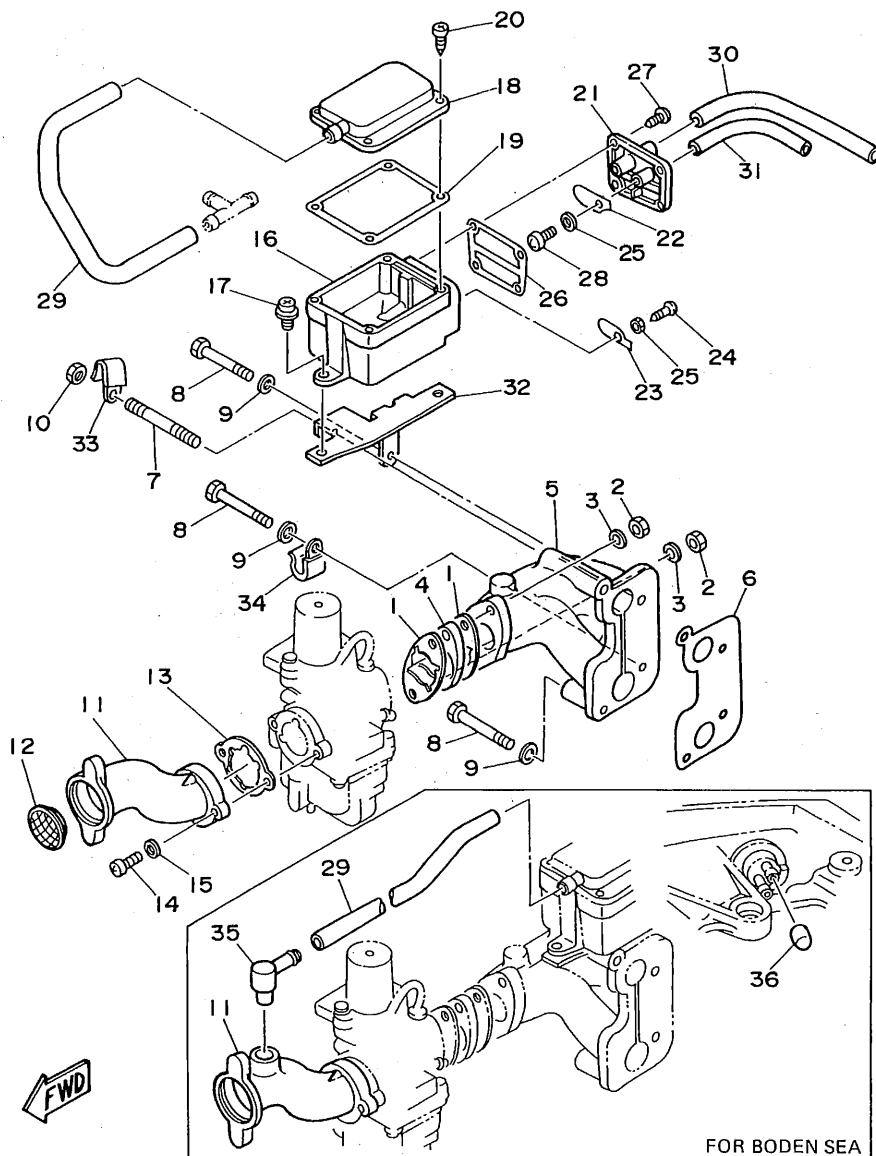


FIG. 4 INTAKE

ADMISSION

REF. NO.	PART NO. NO. PIECES	DESCRIPTION DESCRIPTION	Q'TY QTE	REMARKS REMARQUES
1	668-13646-A0	GASKET, MANIFOLD 2 JOINT, TUBULURE 2	2	
2	95380-06700	NUT ECROU	2	
3	92990-06600	WASHER, PLATE RONDELLE, PLATE	2	
4	668-13647-00	GASKET, MANIFOLD 3 JOINT, TUBULURE 3	1	
5	668-13641-01-94	MANIFOLD 1 TUBULURE 1	1	
6	668-13645-00	GASKET, MANIFOLD 1 JOINT, TUBULURE 1	1	
7	90116-06M15	BOLT, STUD GOUJON	1	
8	97095-06045	BOLT BOULON	3	
9	92990-06600	WASHER, PLATE RONDELLE, PLATE	3	
10	95380-06700	NUT ECROU	1	
11	668-14479-02-94	FUNNEL AILLE	1	UR STD
	668-14479-10-94	FUNNEL AILLE	1	UR FOR BODEN SEA
12	668-14478-00	LOUVER VOLET	1	
13	668-14198-A0	GASKET JOINT	1	
14	98580-05016	SCREW, PAN HEAD VIS	2	
15	92990-05600	WASHER, PLATE RONDELLE, PLATE	2	
16	668-15358-00	SEPARATOR, OIL SEPARATEUR, HUILE	1	
17	90159-06M05	SCREW, WITH WASHER VIS, AVEC RONDELLE	2	
18	668-15368-00-94	SEPERATOR, OIL SEPARATEUR, HUILE	1	
19	668-15369-00	GASKET, OIL SEAL HOUSING JOINT SPY DE LOGEMENT	1	
20	97780-40112	SCREW, TAPPING VIS, TETE BOMBEE	4	
21	668-15371-00-94	BREATHER RENIFLARD	1	
22	668-15346-00	BREATHER 1 RENIFLARD 1	1	
23	668-15347-00	BREATHER 2 RENIFLARD 2	1	
24	97780-40112	SCREW, TAPPING VIS, TETE BOMBEE	1	
25	92990-04200	WASHER, PLAIN RONDELLE, PLATE	2	
26	668-15374-00	GASKET, BREATHER JOINT, RENIFLARD	1	
27	97780-40112	SCREW, TAPPING VIS, TETE BOMBEE	4	

B3

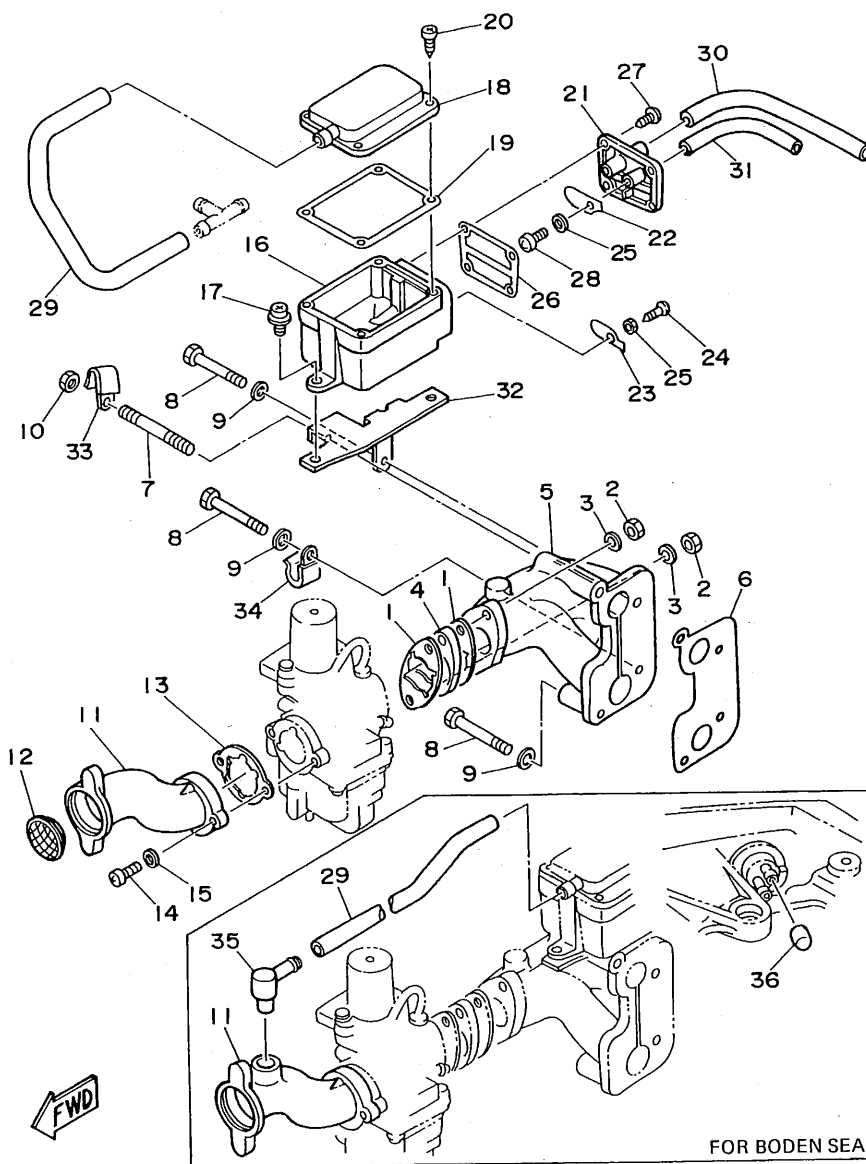


FIG. 4 INTAKE

ADMISSION

REF. NO.	PART NO. NO. PIECES	DESCRIPTION DESCRIPTION	Q'TY QTE	REMARKS REMARQUES
28	98507-04010	SCREW, PAN HEAD	1	
29	668-15393-00	VIS, TETE TRONCONIQUE	1	UR STD
	668-15393-10	PIPE, BREATHER 2	1	UR FOR BODEN SEA
30	90445-11M52	DURITE, RENIFLARD 2	1	
31	90445-09078	HOSE	1	
32	668-15376-00	DURITE	1	
33	90465-08028	HOSE	1	
34	90465-08028	DURITE	1	
35	668-15373-00	HOLDER, GUIDE	1	FOR BODEN SEA
36	668-13448-00	SUPPORT, GUIDE	1	FOR BODEN SEA
		CLAMP		
		BRIDE		
		CLAMP		
		BRIDE		
		PIPE, BREATHER		
		DURITE DE RENIFLARD		
		CAP		
		CAPUCHON		

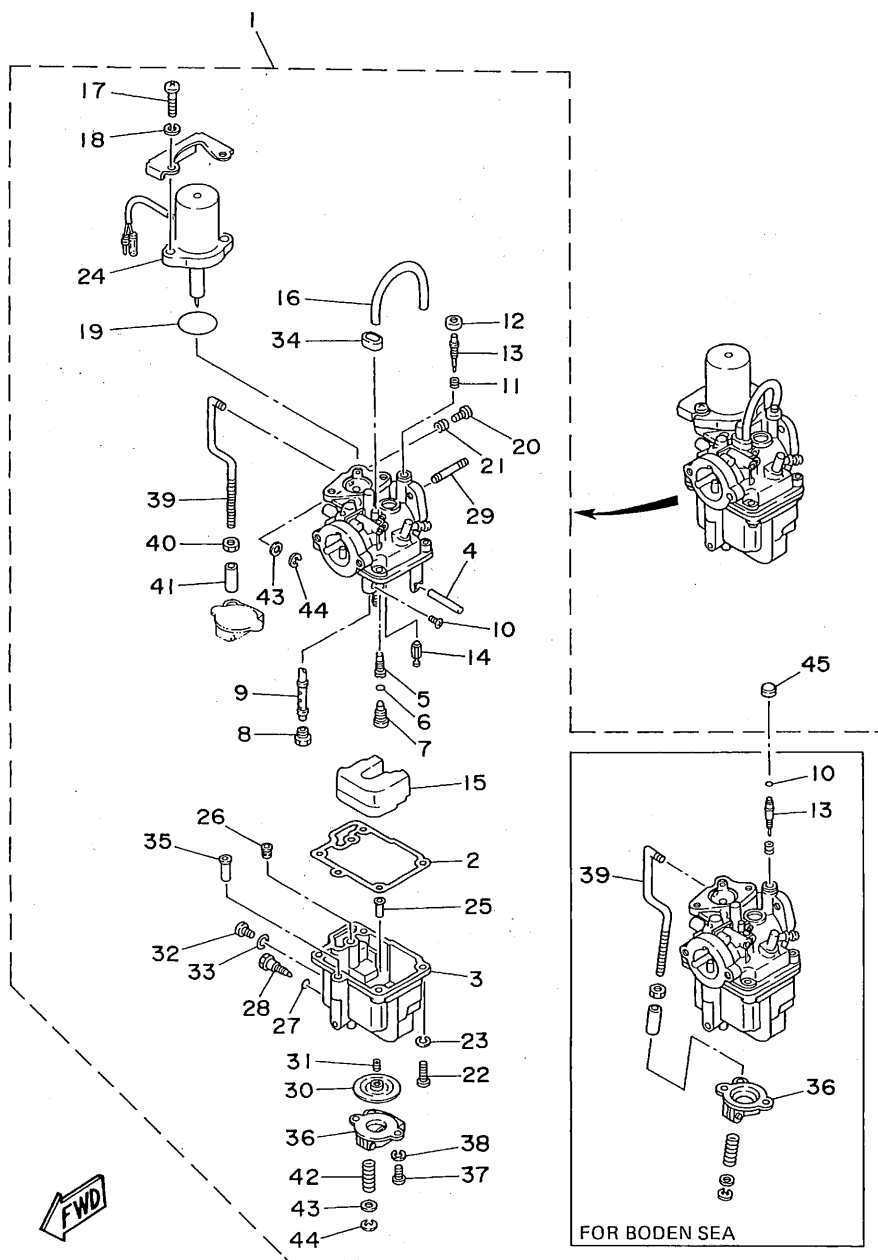


FIG. 5 CARBURETOR

CARBURATEUR

REF. NO.	PART NO. NO. PIECES	DESCRIPTION DESCRIPTION	Q'TY QTE	REMARKS REMARQUES
1	6G8-14301-05	CARBURETOR ASSY 1 CARBURATEUR COMPLET 1	1	UR STD
	6G8-14301-10	CARBURETOR ASSY 1 CARBURATEUR COMPLET 1	1	UR FOR BODEN SEA
2	6G8-14384-01	.GASKET, FLOAT CHAMBER .JOINT, CUVE DE FLOTTEUR	1	
3	6G8-14381-02	.BODY, FLOAT CHAMBER .CORPS, CUVE DE FLOTTEUR	1	
4	647-14386-10	.PIN, FLOAT .AXE, FLOTTEUR	1	
5	6G8-14342-24	.JET, PILOT (# 48) .GICLEUR, RALENTI (# 48)	1	
6	654-14198-00	.GASKET .JOINT	1	
7	6G8-14345-00	.PLUG, MAIN NOZZLE .PLOT, GICLEUR PRINCIPAL	1	
8	648-14343-43	.JET, MAIN (# 86) .GICLEUR, PRINCIPAL (# 86)	1	UR STD
	648-14343-41	.JET, MAIN (# 82) .GICLEUR, PRINCIPAL (# 82)	1	UR FOR BODEN SEA
9	6G8-14341-20	.NOZZLE, MAIN .PUITS D'AIGUILLE	1	UR STD
	6G8-14341-30	.NOZZLE, MAIN .PUITS D'AIGUILLE	1	UR FOR BODEN SEA
10	6G8-14216-00	.SCREW .VIS	1	UR STD
	5H0-14397-00	.O-RING .JOINT TORIQUE	1	UR FOR BODEN SEA
11	647-14334-00	.SPRING .RESSORT	1	
12	6G8-14997-00	.SEAL .DURITE	1	STD
13	6G8-14323-00	.SCREW, AIR ADJUSTING .VIS DE DOSEUR D'AIR	1	UR STD
	6G8-14323-10	.SCREW, AIR ADJUSTING .VIS DE DOSEUR D'AIR	1	UR FOR BODEN SEA
14	6G8-14392-00	.VALVE, NEEDLE .POINTEAU	1	
15	6G8-14385-00	.FLOAT .FLOTTEUR	1	
16	6G8-14197-01	.PIPE .DURITE	1	
17	97880-06018	.SCREW, PAN HEAD .VIS, TETE TRONCONIQUE	2	
18	92995-06100	.WASHER, SPRING .RONDELLE, GROWER	2	
19	1HV-14147-00	.O-RING .JOINT TORIQUE	1	
20	664-14321-01	.SCREW, THROTTLE .VIS, ACCELERATEUR	1	
21	646-14212-00	.SPRING, PILOT ADJUSTING .RESSORT, VIS DE RALENTI	1	
22	98580-04016	.SCREW, PAN HEAD .VIS	4	
23	92990-04100	.WASHER, SPRING .RONDELLE, GROWER	4	

B5

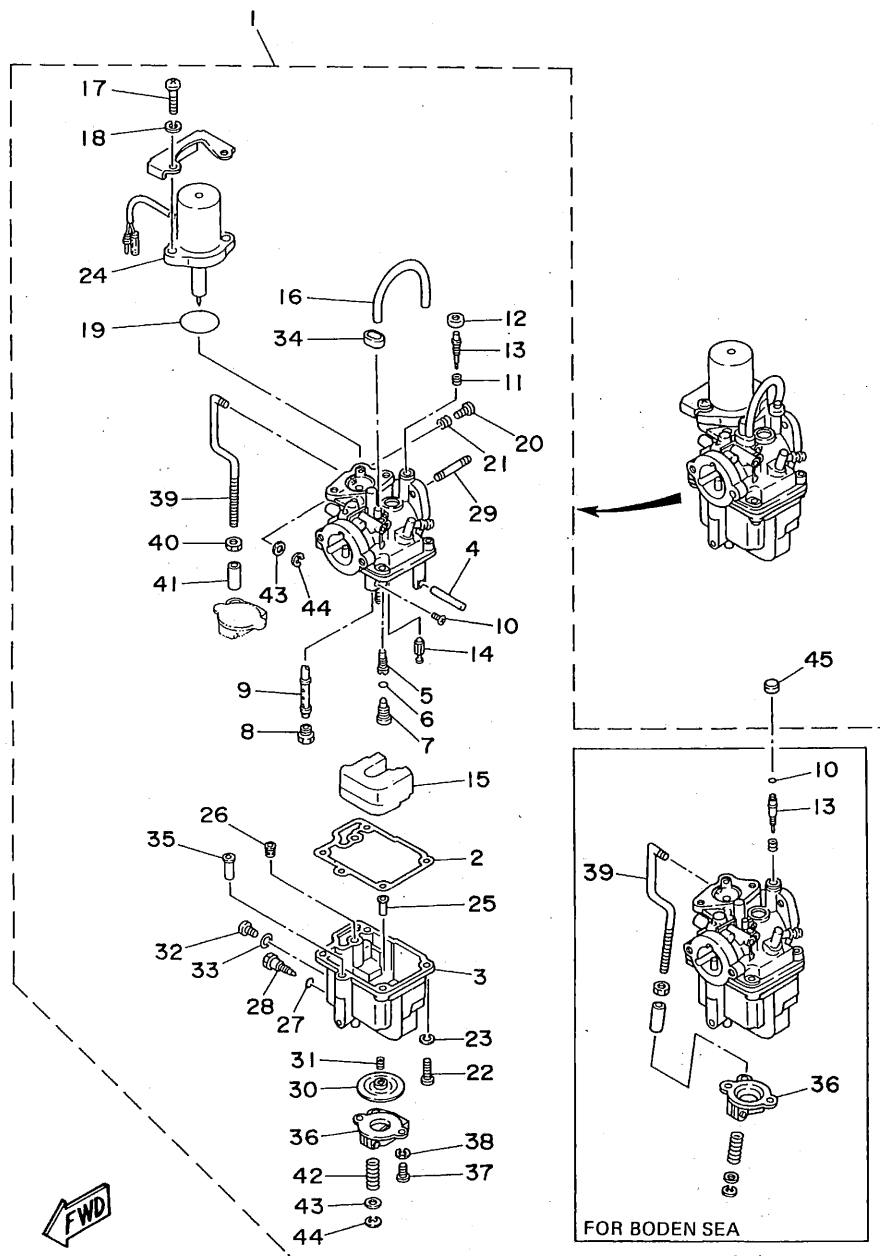


FIG. 5 CARBURETOR

CARBURATEUR

REF. NO.	PART NO. NO. PIECES	DESCRIPTION DESCRIPTION	Q'TY QTE	REMARKS REMARQUES
24	6G8-1410A-01	.STARTER SET .JEU DE STATERS	1	
25	6G8-14827-00	.FILTER .FILTRE	1	
26	6A4-14344-30	.JET, STARTER (# 60) .GICLEUR, STARTER (# 60)	1	
27	5Y1-14397-00	.O-RING .JOINT TORIQUE	1	
28	6G8-14383-00	.SCREW, DRAIN .BOUCHON, PURGE	1	
29	90116-06M26	.BOLT, STUD .GOUJON	2	
30	6G8-14368-02	.DIAPHRAGM ASSY 1 .DIAPHRAGME 1	1	
31	6G8-14275-01	.SPRING .RESSORT	1	
32	97890-05006	.SCREW, PAN HEAD .VIS, CRUCIFORME	1	
33	646-14198-01	.GASKET .JOINT	1	
34	6G8-14349-00	.PIPE .DURITE	1	
35	6G8-14217-00	.VALVE, CHOKE .CLAPET DE STARTER	1	
36	6G8-14293-03	.COVER 1 .COUVERCLE 1	1	UR STD
	6G8-14293-10	.COVER 1 .COUVERCLE 1	1	UR FOR BODEN SEA
37	98580-04010	.SCREW, PAN HEAD .VIS	2	
38	92990-04100	.WASHER, SPRING .RONDELLE, GROWER	2	
39	6G8-14379-00	.ROD, STARTER .TRINGLE, STARTER	1	UR STD
	6G8-14379-10	.ROD, STARTER .TRINGLE, STARTER	1	UR FOR BODEN SEA
40	98813-03100	.NUT .ECROU	1	
41	6G8-14229-00	.SHAFT, CHOKE .AXE, STARTER	1	
42	6G8-14286-01	.SPRING .RESSORT	1	
43	6G8-14357-00	.WASHER, PLAIN .RONDELLE PLATE	2	
44	389-14137-00	.CLIP .JONC	2	
45	50M-14355-00	PLUG PLOT	1	FOR BODEN SEA

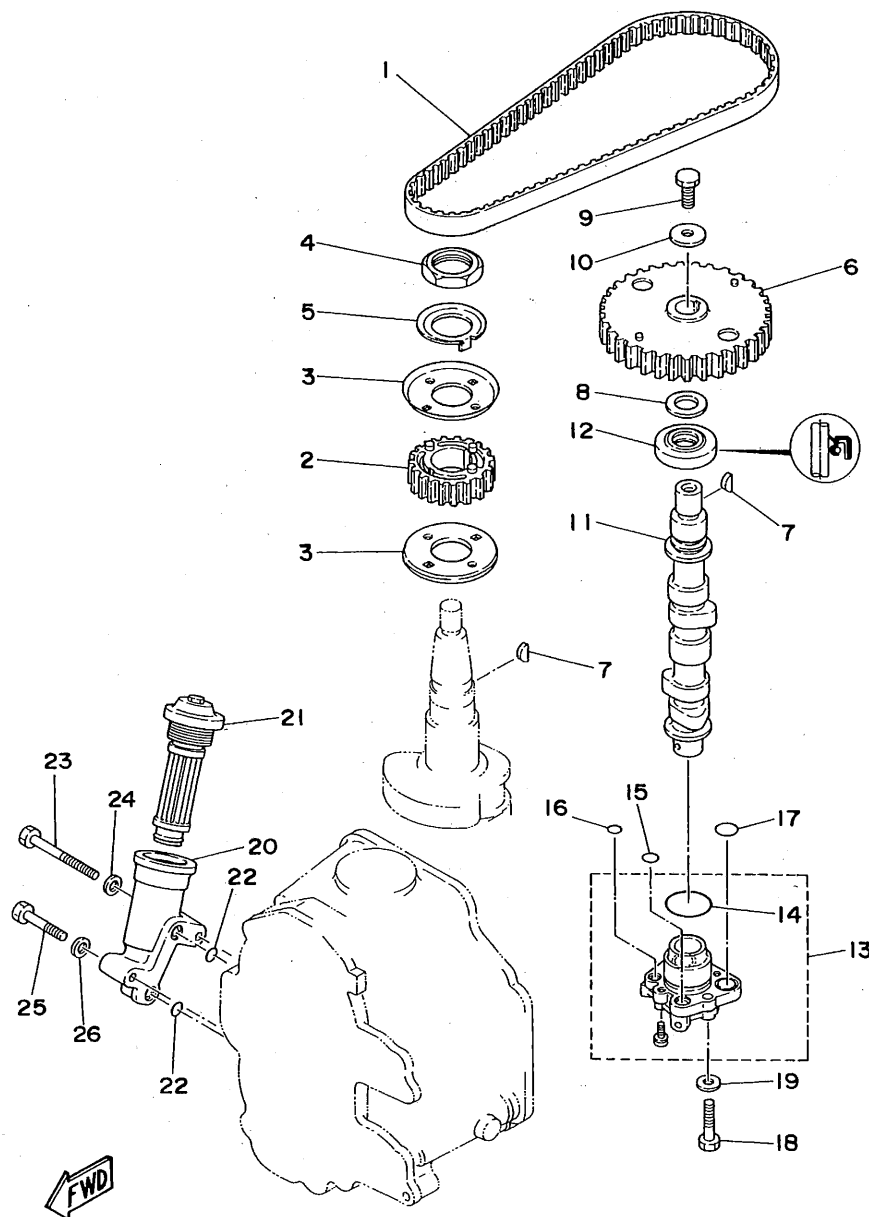


FIG. 6 OIL PUMP

POMPE A HUILE

REF. NO.	PART NO. NO. PIECES	DESCRIPTION DESCRIPTION	Q'TY QTE	REMARKS REMARQUES
1	6G8-46241-00	V-BELT COURROIE TRAPEZOIDALE	1	
2	6G8-11536-00-94	GEAR, DRIVE PIGNON SECONDAIRE	1	
3	6G8-11557-00	WASHER 1 RONDELLE 1	2	
4	90170-24M09	NUT ECROU	1	
5	6G8-11587-00	WASHER, LOCK RONDELLE, FREIN	1	
6	6G8-11537-00-94	GEAR, DRIVEN PIGNON SECONDAIRE	1	
7	90280-03M01	KEY, WOODRUFF CLAVETTE, DEMI-LUNE	2	
8	90201-13201	WASHER, PLATE RONDELLE, PLATE	1	
9	97095-06016	BOLT BOULON	1	
10	90201-06M94	WASHER, PLATE RONDELLE, PLATE	1	
11	6G8-12171-00	CAMSHAFT 1 ARBRE A CAMES 1	1	
12	93102-18M21	OIL SEAL JOINT SPY	1	
13	6G8-13300-02	OIL PUMP ASSY POMPE A HUILE COMPLET	1	
14	93210-27ME3	O-RING JOINT TORIQUE	1	
15	93210-10M61	O-RING JOINT TORIQUE	1	
16	93210-09M01	O-RING JOINT TORIQUE	1	
17	93210-13M63	O-RING JOINT TORIQUE	2	
18	97095-06025	BOLT BOULON	3	
19	92990-06600	WASHER, PLATE RONDELLE, PLATE	3	
20	6G8-13442-00-94	HOUSING, OIL FILTER LOGEMENT, FILTRE A HUILE	1	
21	6G8-13440-00	ELEMENT ASSY, OIL CLEANER ELEMENT, FILTRE A HUILE	1	
22	93210-09M01	O-RING JOINT TORIQUE	2	
23	97313-06050	BOLT BOULON	1	
24	92990-06600	WASHER, PLATE RONDELLE, PLATE	1	
25	97095-06030	BOLT BOULON	1	
26	92990-06600	WASHER, PLATE RONDELLE, PLATE	1	

B7

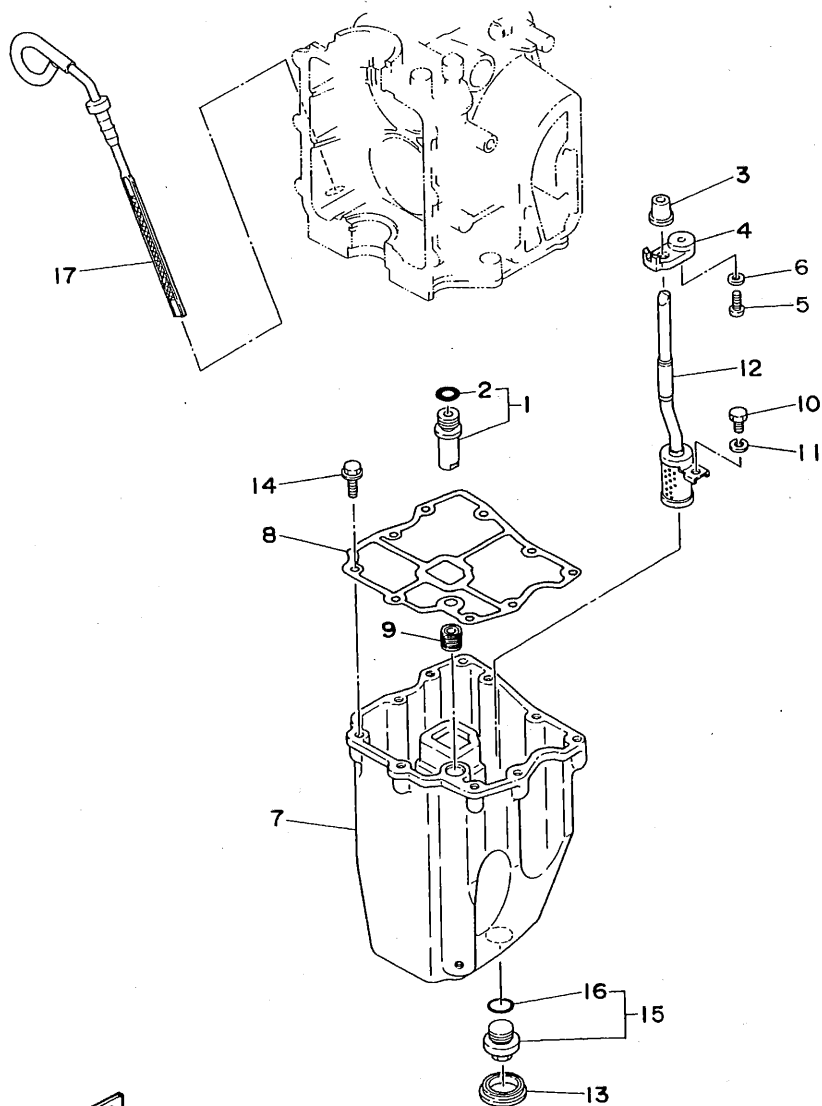


FIG. 7 OIL PAN

VENTILATEUR D'HUILE

REF. NO.	PART NO. NO. PIECES	DESCRIPTION DESCRIPTION	Q'TY QTE	REMARKS REMARQUES
1	6G8-11575-00	RELIEF VALVE ASS'Y SOUPAPE DE RENTREE D'AIR	1	
2	93210-12M62	.O-RING	1	
3	6G8-15379-00	.JOINT TORIQUE SEAL, CRANKCASE	1	
4	6G8-13487-00	JOINT SPY DE CARTER DE MOTEUR GUIDE, OIL HOSE	1	
5	98580-05012	GUIDE DE DURITE A HUILE SCREW, PAN HEAD	1	
6	92990-05600	VIS WASHER, PLATE	1	
7	6G8-15311-03-00	RONDELLE, PLATE OIL PAN	1	
8	6G8-15312-A1	VENTILATEUR D'HUILE GASKET, OIL PAN	1	
9	6G8-45127-00	JOINT DE VENTILATEUR D'HUILE SEAL	1	
10	97095-06010	JOINT BOLT	1	
11	92995-06100	BOULON WASHER, SPRING	1	
12	6G8-13421-00	RONDELLE, GROWER STRAINER 2	1	
13	6G8-15316-00	FILTRE 2 DAMPER, ENGINE MOUNT 1	1	
14	90105-06M33	AMORTISSEUR DE SUPPORT BOLT, WASHER BASED	9	
15	6G8-13471-00	BOULON, AVEC RONDELLE PLUG, DRAIN	1	
16	93210-16M64	PLOT, VIDANGE .O-RING	1	
17	6G8-15362-04	.JOINT TORIQUE PLUG, OIL LEVEL	1	
		PLOT, NIVEAU D'HUILE		

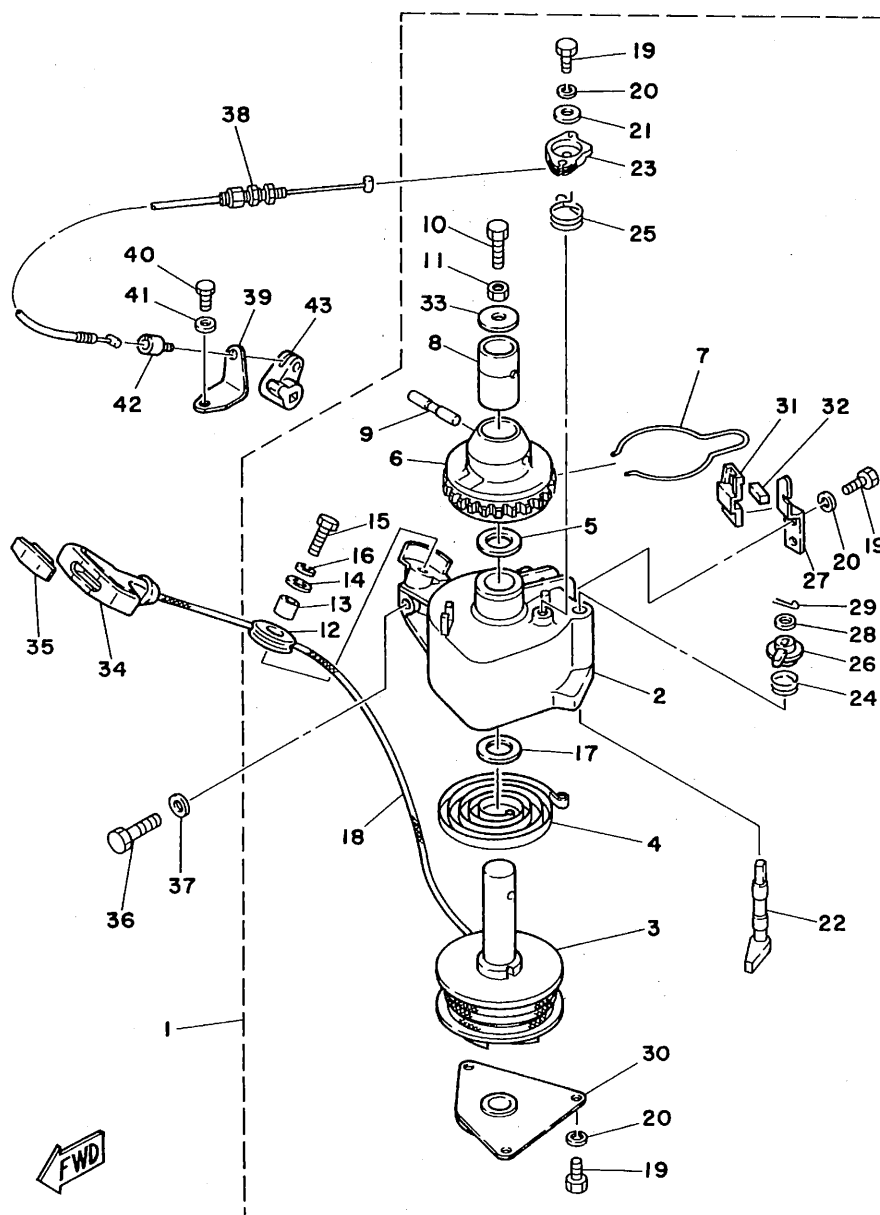


FIG. 8 STARTER

DEMARREUR

REF. NO.	PART NO. NO. PIECES	DESCRIPTION DESCRIPTION	Q'TY QTE	REMARKS REMARQUES
1	668-15710-10	STARTER ASSY DEMARREUR COMPLET	1	
2	668-15711-00	.CASE, STARTER .CARTER DE DEMARREUR	1	
3	668-15714-00	.DRUM, SHEAVE .TAMBOUR, POULIE	1	
4	668-15713-00	.SPRING, STARTER .RESSORT DE DEMARREUR	1	
5	668-15719-00	.WASHER, THRUST .RONDELLE, DE BUTEE	1	
6	668-15723-00	.PULLEY, STARTER .POULIE DE DEMARREUR	1	
7	668-15715-00	.SPRING, DRIVE PLATE .RESSORT, PLAQUE D'ENTRAINEMENT	1	
8	668-15754-00	.BUSH 2 .BAGUE 2	1	
9	668-15727-00	.PIN .AXE	1	
10	668-15768-00	.BOLT .BOULON	1	
11	95304-08700	.NUT .ECROU	1	
12	6F5-15752-00	.ROLLER, WIRE .GALET, CABLE	1	
13	6F5-15753-00	.BUSH .CHARBON	1	
14	6F5-15791-00	.WASHER, LOCK .RONDELLE-FREIN	1	
15	97315-06025	.BOLT .BOULON, HEXAGONAL	1	
16	92995-06100	.WASHER, SPRING .RONDELLE, GROWER	1	
17	668-15739-00	.WASHER, THRUST .RONDELLE, DE BUTEE	1	
18	*	.WIRE (L1850) .CABLE (L1850)	1	
19	97013-05012	.BOLT .BOULON	6	
20	92990-05100	.WASHER, SPRING .RONDELLE, GROWER	6	
21	668-15726-00	.WASHER, FLAT .RONDELLE, PLATE	1	
22	668-15794-00	.STOPPER .BUTEE	1	
23	668-15746-00	.ARM .BRAS	1	
24	668-15767-00	.SPRING .RESSORT	1	
25	668-15734-00	.SPRING, RETURN .RESSORT, RAPPEL	1	

* CUT FROM 50M ROLLS, PARTS NO. 90890-44373, CUTTING LENGTH 1.85M.

* A PRELEVER SUR BOBINE 50M, REFERENCE 90890-44373, LONGUEUR DE COUPE 1.85M.

C2

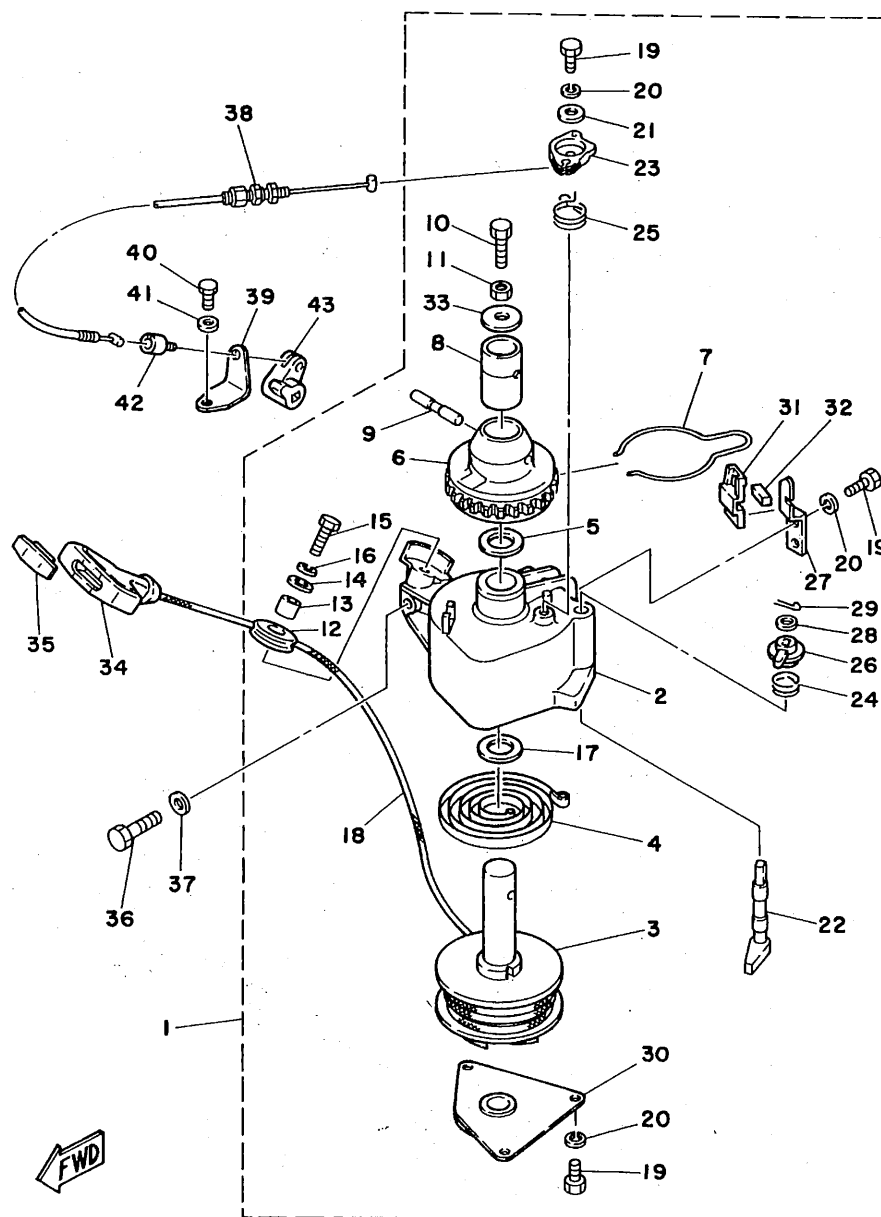


FIG. 8 STARTER

DEMARREUR

REF. NO.	PART NO. NO. PIECES	DESCRIPTION DESCRIPTION	Q'TY QTE	REMARKS REMARQUES
26	6G8-15747-00	.LINK .BIELLETTTE	1	
27	6G8-15716-00	.PLATE, DRIVE .PLAQUE, ENTRAINEMENT	1	
28	92990-06200	.WASHER, PLAIN .RONDELLE, PLATE	1	
29	91490-16020	.PIN, COTTER .GOUPILLE	1	
30	6G8-15712-00	.COVER, STARTER CASE .COUVERCLE, CARTER DEMARREUR	1	
31	6G8-15779-00	.COVER .COUVERCLE	1	
32	6G8-15789-00	.DAMPER .AMORTISSEUR	1	
33	6G8-15742-00	.WASHER, DRIVE PAWL .RONDELLE, CLIQUET	1	
34	6G1-15755-00	HANDLE, STARTER POIGNEE, DE DEMARREUR	1	
35	689-15779-01	COVER COUVERCLE	1	
36	97013-08030	BOLT BOULON	3	
37	92990-08600	WASHER, PLATE RONDELLE, PLATE	3	
38	6G8-15770-00	CABLE COMP., STARTER STOP CABLE, BUTEE DE DEMAR	1	F9.9AM
39	6G8-15771-00	STAY 1 SUPPORT 1	1	F9.9AM
40	97095-06012	BOLT BOULON	1	F9.9AM
41	92990-06600	WASHER, PLATE RONDELLE, PLATE	1	F9.9AM
42	6G8-15772-00	STAY 2 SUPPORT 2	1	F9.9AM
43	6G8-44125-00	LEVER, SHIFT ROD LEVIER, TIGE D'INVERSION	1	F9.9AM

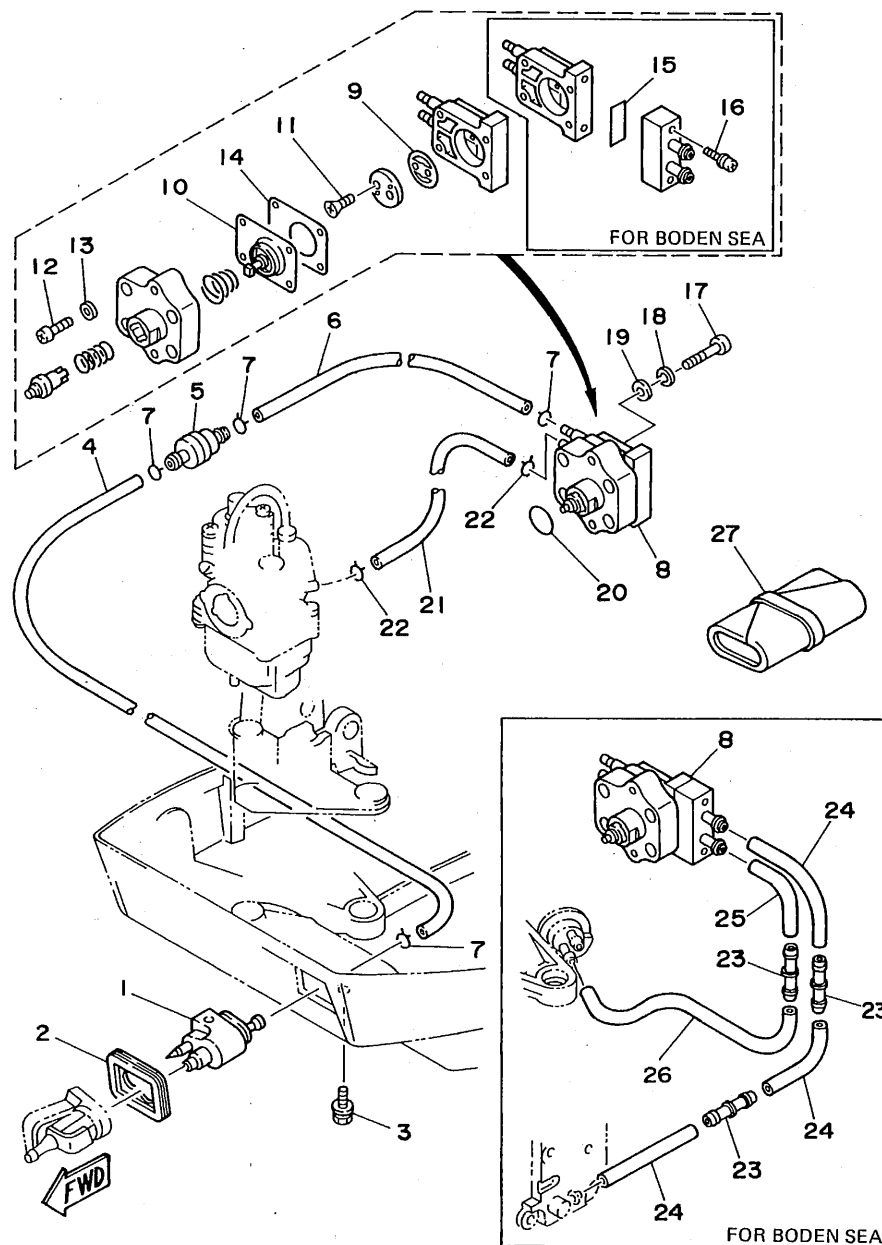


FIG. 9 FUEL

CARBURANT

REF. NO.	PART NO. NO. PIECES	DESCRIPTION DESCRIPTION	Q'TY QTE	REMARKS REMARQUES
1	6G1-24304-02	FUEL PIPE JOINT COMP. 1	1	
2	6G8-24329-00	DURITE RACCORDEMT. A ESSENCE	1	
3	97595-06520	BOLT, WITH WASHER	1	
4	6G8-24311-00	VIS HEXAGONAL	1	
5	646-24251-02	PIPE, FUEL 1	1	
6	646-24251-02	DURITE A ESSENCE	1	
7	90445-09078	STRAINER 1	1	
8	90467-08004	FILTRE 1	1	
9	90467-08004	HOSE	1	
10	6G8-24410-03	DURITE	1	
11	6G8-24410-E0	CLIP	4	
12	6G8-24421-00	JONC	1	UR STD
13	6G8-24410-03	FUEL PUMP ASSY	1	UR FOR BODEN SEA
14	6G8-24410-E0	POMPE A ESSENCE	1	
15	6G8-24421-00	FUEL PUMP ASSY	1	
16	6G8-24411-02	POMPE A ESSENCE	1	
17	98780-03008	.VALVE, CHECK	1	
18	98580-04014	.SOUPAPE, RETENUE	1	
19	92990-04200	.DIAPHRAGM	1	
20	92990-04200	.DIAPHRAGME	1	
21	92990-04200	.SCREW, FLAT HEAD	2	
22	92990-04200	.VIS A TETE FRAISEE	4	
23	92990-04200	.SCREW, PAN HEAD	4	
24	92990-04200	.VIS	4	
25	92990-04200	.WASHER, PLAIN	4	
26	92990-04200	.RONDELLE, PLATE	1	
27	92990-04200	.DIAPHRAGM	1	
28	92990-04200	.DIAPHRAGME	1	
29	92990-04200	.SEAL	1	FOR BODEN SEA
30	92990-04200	.JOINT	1	
31	92990-04200	.SCREW	2	FOR BODEN SEA
32	92990-04200	.VIS	2	
33	92990-04200	SCREW, PAN HEAD	2	
34	92990-04200	VIS	2	
35	92990-04200	WASHER, SPRING	2	
36	92990-04200	RONDELLE, GROWER	2	
37	92990-04200	WASHER, PLATE	2	
38	92990-04200	RONDELLE, PLATE	2	
39	92990-04200	O-RING	1	
40	92990-04200	JOINT TORIQUE	1	
41	92990-04200	HOSE	1	
42	92990-04200	DURITE	1	
43	92990-04200	CLIP	2	
44	92990-04200	JONC	2	
45	92990-04200	PIPE, JOINT 1	3	FOR BODEN SEA
46	92990-04200	DURITE 1, RACCORDEMENT	3	FOR BODEN SEA
47	92990-04200	HOSE	3	FOR BODEN SEA
48	92990-04200	DURITE	1	FOR BODEN SEA
49	92990-04200	PIPE 2	1	FOR BODEN SEA
50	92990-04200	DURITE 2	1	FOR BODEN SEA
51	92990-04200	HOSE	1	FOR BODEN SEA
52	92990-04200	DURITE	1	FOR BODEN SEA
53	92990-04200	TOOL KIT	1	
54	92990-04200	TROUSSE A OUTILS	1	

C4

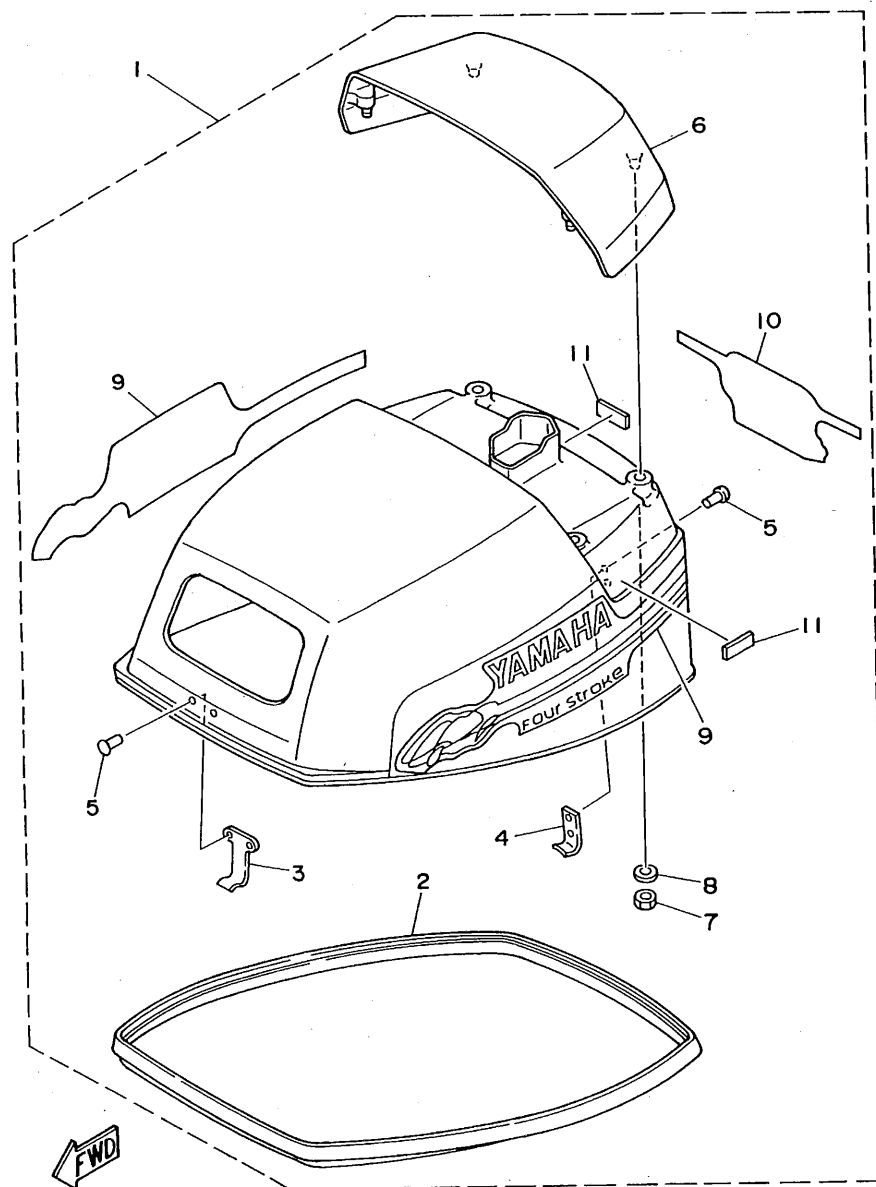


FIG. 10 TOP COWLING

CAPOT SUPERIEUR

REF. NO.	PART NO. NO. PIECES	DESCRIPTION DESCRIPTION	Q'TY QTE	REMARKS REMARQUES
1	6G8-42610-51-4D	TOP COWLING ASSY CAPOT (ENS.)	1	
2	6G8-42615-01	.SEAL .JOINT	1	
3	6G8-42651-00	.HOOK .CROCHET	1	
4	6G8-42652-00	.HOOK .CROCHET	1	
5	90266-04M04	.RIVET .RIVET	4	
6	6G8-42613-01-4D	.MOLDING, AIR DUCT .MANCHON A AIR	1	
7	95380-06700	.NUT .ECROU	4	
8	92990-06200	.WASHER, PLAIN .RONDELLE, PLATE	4	
9	6G9-W0070-13	.GRAPHIC SET .JEU DIEMBLEMES	1	
10	6G8-42678-51	.GRAPHIC, REAR .ADHESIF, ARRIERE	1	
11	6G8-42662-00	.DAMPER .AMORTISSEUR	3	

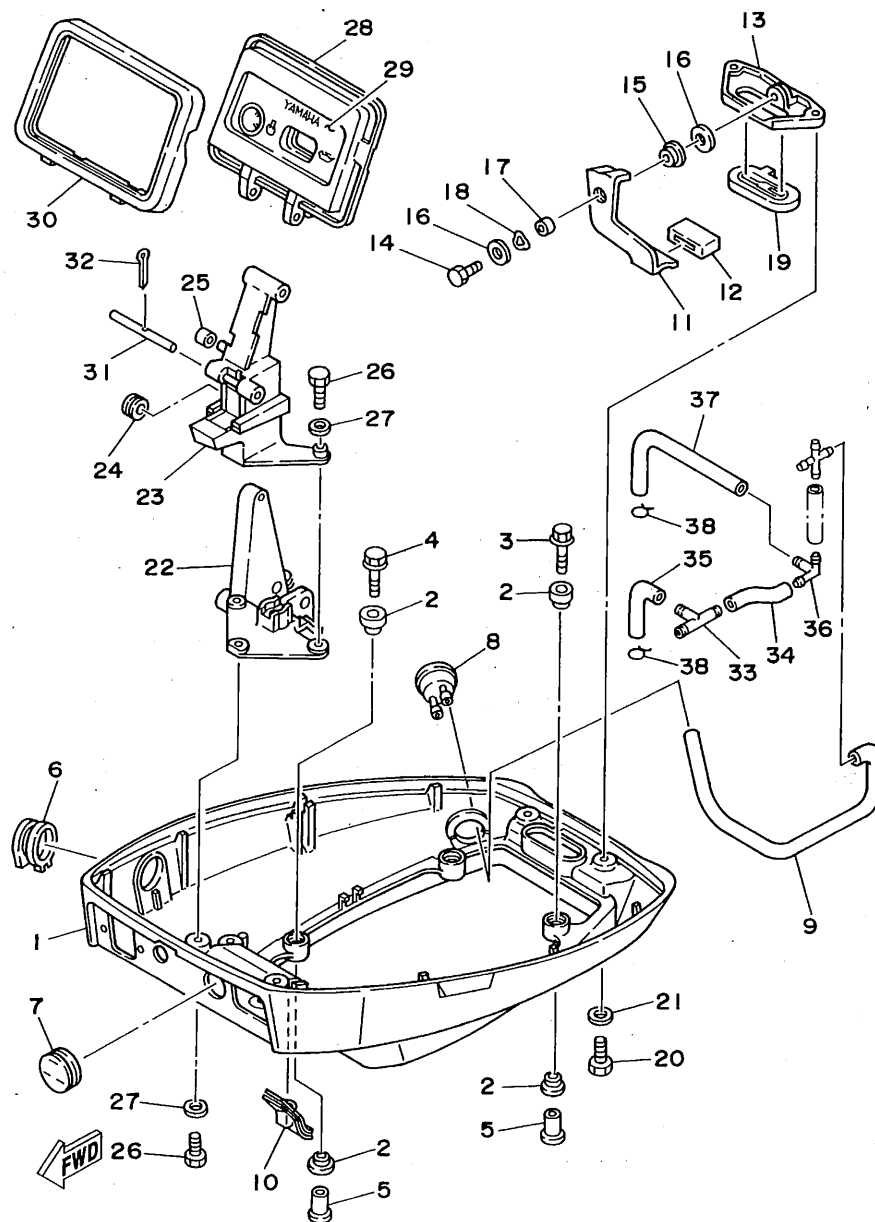


FIG. 11 BOTTOM COWLING

CAPOT INFÉRIEUR

REF. NO.	PART NO. NO. PIECES	DESCRIPTION DESCRIPTION	Q'TY QTE	REMARKS REMARQUES
1	6G8-42711-02-4D	COWLING, BOTTOM CUVETTE	1	
2	90480-09M35	GROMMET PASSE-FIL	8	
3	90119-06M56	BOLT, WITH WASHER BOULON, AVEC RONDELLE	2	
4	90119-06M55	BOLT, WITH WASHER BOULON, AVEC RONDELLE	2	
5	90387-06M15	COLLAR COLLERETTE	4	
6	6G8-42724-00	GROMMET PASSE-FIL	1	F9.9AM/F9.9AEM
7	6G8-42725-10	GROMMET PASSE-FIL	1	F9.9AM
8	6G8-44391-00	NIPPLE, HOSE RACCORD D'ESSENCE	1	
9	90445-09163	HOSE DURITE	1	EXCEPT FOR BODEN SEA
10	6G8-42727-00	GROMMET PASSE-FIL	1	
11	6G8-42815-00	LEVER, CLAMP LEVIER, PRESSE	1	
12	6G8-42831-00	BUSHING POULIE	1	
13	6G8-42811-00-94	STAY SUPPORT	1	
14	97095-06016	BOLT BOULON	1	
15	90386-08M49	BUSH DOUILLE	1	
16	90201-06M31	WASHER, PLATE RONDELLE, PLATE	2	
17	90387-06M72	COLLAR COLLERETTE	1	
18	90206-08M13	WASHER, WAVE RONDELLE, ONDULEE	1	
19	6G8-42748-00	GROMMET PASSE-FIL	1	
20	97095-06016	BOLT BOULON	2	
21	92990-06600	WASHER, PLATE RONDELLE, PLATE	2	
22	6G8-42738-00-94	PLATE, FITTING ETRIER	1	
23	6G8-42719-00-94	PANEL, FRONT LOWER PANNEAU, AVANT INFÉRIEUR	1	
24	90480-19031	GROMMET PASSE-FIL	1	
25	90445-05ME6	HOSE DURITE	1	
26	97095-06016	BOLT BOULON	4	
27	92990-06600	WASHER, PLATE RONDELLE, PLATE	4	
28	6G8-42614-02	PANEL, FRONT UPPER PANNEAU, AVANT SUPÉRIEUR	1	F9.9AM

C6

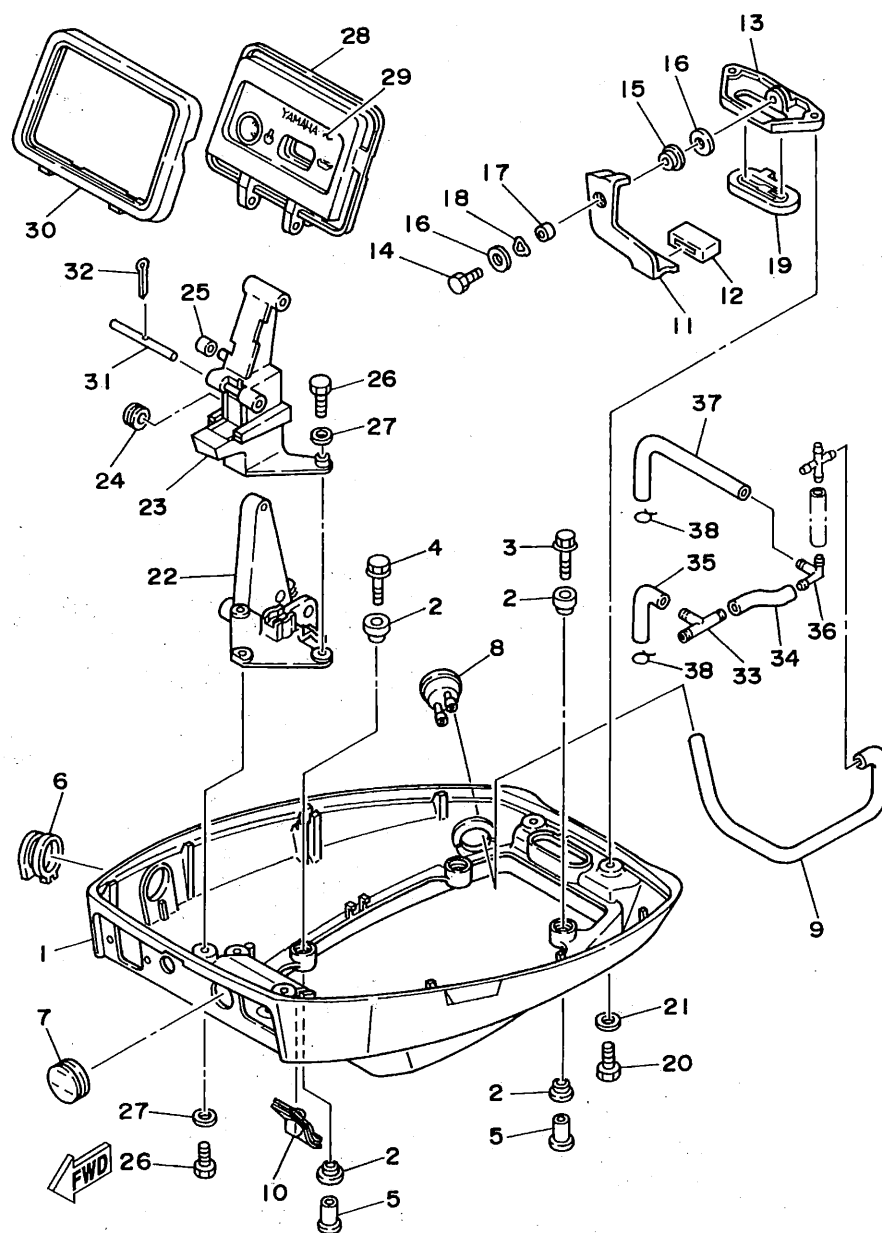


FIG. 11 BOTTOM COWLING

CAPOT INFERIEUR

REF. NO.	PART NO. NO. PIECES	DESCRIPTION DESCRIPTION	Q'TY QTE	REMARKS REMARQUES
29	6G8-42677-00	GRAPHIC, FRONT ADHESIF, AVANT	1	F9.9AM
30	6G8-42629-02	SEAL JOINT	1	
31	6G8-42755-00	HINGE, COWLING PENTURE	1	
32	91490-16010	PIN, COTTER GOUPILLE	1	
33	6G8-24379-00	PIPE, JOINT 4 DURITE RACCORDEMENT 4	1	
34	90445-10M78	HOSE DURITE	1	
35	6G8-12476-00	PIPE 6 DURITE 6	1	
36	6G8-24378-01	PIPE, JOINT 3 DURITE, RACCORDEMENT 3	1	
37	6G8-12485-00	PIPE 5 DURITE 5	1	
38	90467-10M04	CLIP JONC	2	

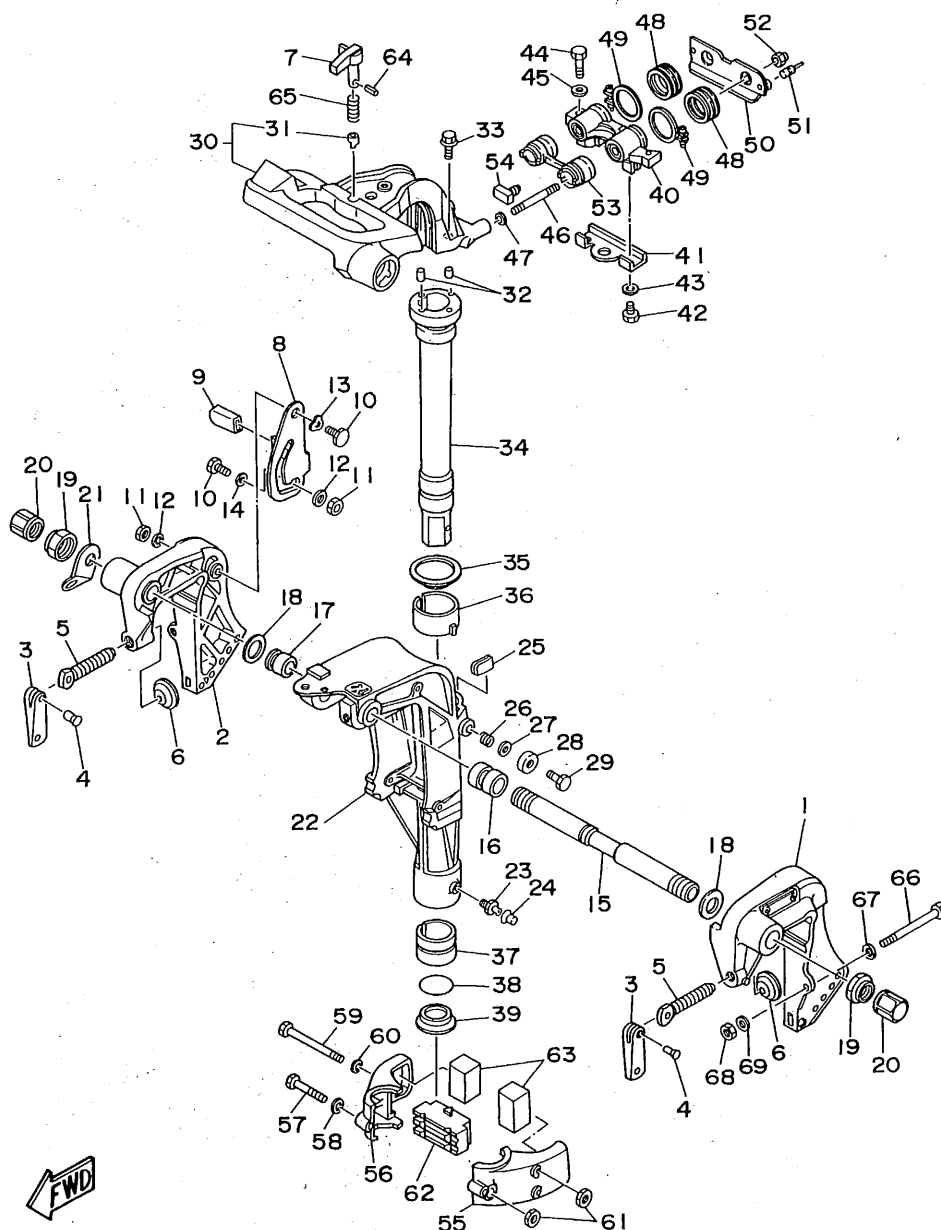
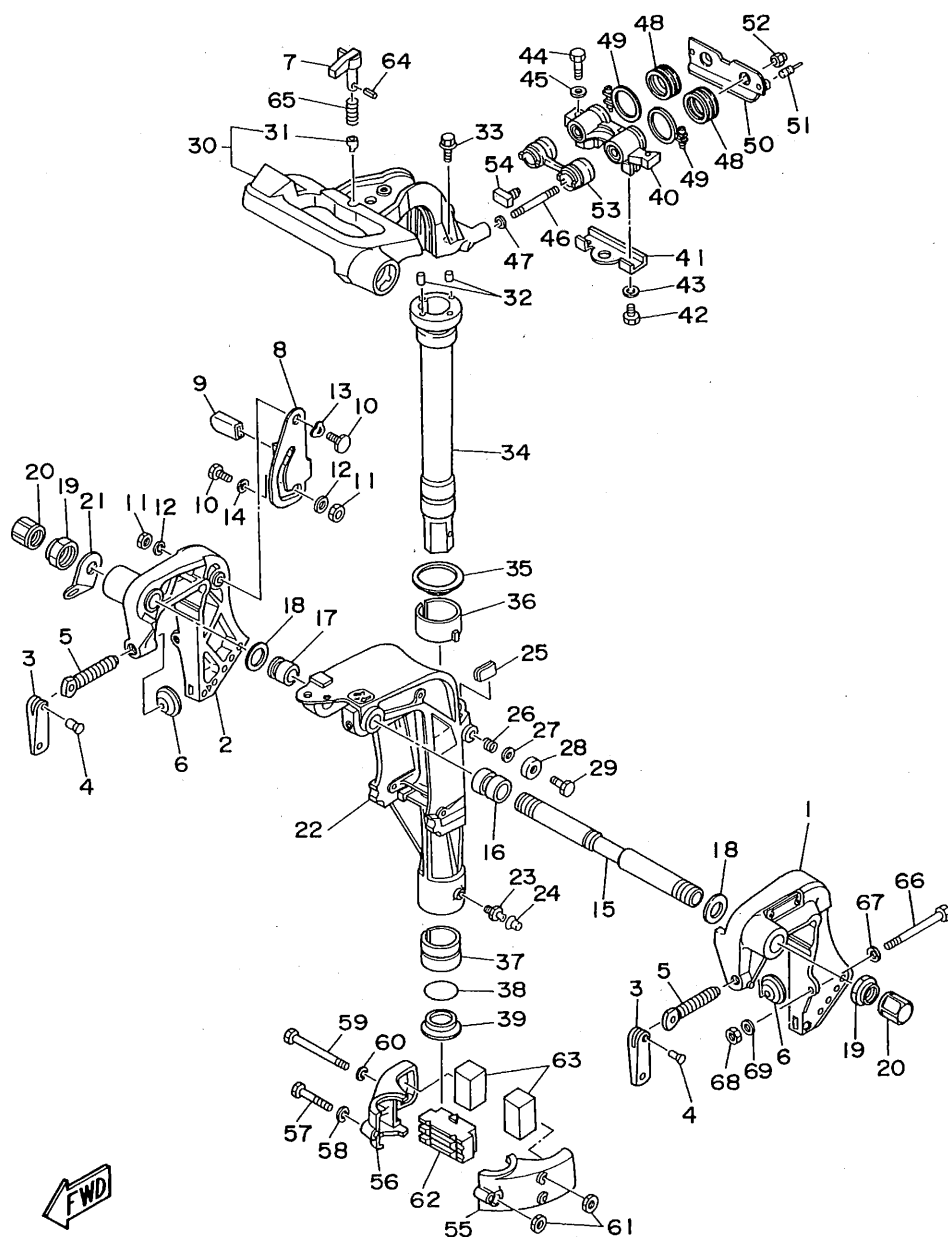


FIG. 12 BRACKET 1

SUPPORT 1

REF. NO.	PART NO. NO. PIECES	DESCRIPTION DESCRIPTION	Q'TY QTE	REMARKS REMARQUES
1	668-43111-04-4D	BRACKET, CLAMP PRESSE	1	
2	668-43112-04-4D	BRACKET, CLAMP PRESSE	1	
3	6E0-43118-01	HANDLE, TRANSOM CLAMP POIGNEE DE VIS DE PRESSE	2	
4	90243-04M01	PIN GOUPILLE	2	
5	6E7-43116-00	SCREW, TRANSOM CLAMP VIS DE PRESSE	2	
6	648-43114-01	PAD, TRANSOM CLAMP RONDELLE D'APPUI	2	
7	668-42561-00	KNOB, STEERING LOCK BOUTON	1	
8	668-43181-00	LEVER, TILT STOP LEVIER, VERROUILLAGE RELEVAGE	1	
9	682-43318-01	COVER CAPUCHON	1	
10	90109-06M25	BOLT BOULON	2	
11	95680-06100	NUT, U ECROU, U	2	
12	92990-06600	WASHER, PLATE RONDELLE, PLATE	2	
13	90206-10M15	WASHER, WAVE RONDELLE, ONDULEE	1	
14	682-43339-01	WASHER RONDELLE	1	
15	668-43131-00	BOLT, CLAMP BRACKET BOULON, PRESSE	1	
16	90386-22M92	BUSH DOUILLE	1	
17	90386-22M93	BUSH DOUILLE	1	
18	90201-22M03	WASHER, PLATE RONDELLE, PLATE	2	
19	90185-22M11	NUT, SELF-LOCKING ECROU, AUTO-BLOCANT	2	
20	665-43145-00	CAP, CLAMP BRACKET CAPUCHON, PRESSE	2	
21	6J8-43113-01	PLATE, CLAMP BRACKET PLAQUETTE, PRESSE	1	
22	668-43311-15-4D	BRACKET, SWIVEL SUPPORT, PIVOT	1	UR LONG/ULTRA LONG
	669-43311-04-4D	BRACKET, SWIVEL SUPPORT, PIVOT	1	UR SHORT
23	93700-06M03	NIPPLE, GREASE PION	1	
24	663-45119-00	CAP, GREASE NIPPLE CAPUCHON, GRAISSEUR	1	AP
25	668-42528-00	PLATE, FRICTION PLAQUE, FRICTION	1	
26	90501-18M00	SPRING, COMPRESSION RESSORT, COMPRESSION	1	
27	90201-06M31	WASHER, PLATE RONDELLE, PLATE	1	

D1



FWD

FIG. 12 BRACKET 1

SUPPORT 1

REF. NO.	PART NO. NO. PIECES	DESCRIPTION DESCRIPTION	Q'TY QTE	REMARKS REMARQUES
28	6G8-43373-00	SEAL, DAMPER JOINT	1	
29	97095-06025	BOLT BOULON	1	
30	6G8-42511-02-4D	BRACKET, STEERING CADRE, DIRECTION	1	
31	6G8-42534-00	.PIN, DOWEL .GOUPILLE	1	
32	93605-15065	PIN, DOWEL AXE	2	
33	90119-06M06	BOLT, WITH WASHER BOULON, AVEC RONDELLE	2	
34	6G8-42521-10-94	SHAFT, STEERING PIVOT AXE, PIVOT DE DIRECTION	1	UR LONG/ULTRA LONG
	6G9-42521-00-94	SHAFT, STEERING PIVOT AXE, PIVOT DE DIRECTION	1	UR SHORT
35	90209-45M09	WASHER RONDELLE	1	
36	6G8-42537-00	BUSHING, PIVOT SHAFT COUSSINET	1	
37	90386-37M47	BUSH DOUILLE	1	
38	93210-37M67	O-RING JOINT TORIQUE	1	
39	90386-37M48	BUSH DOUILLE	1	
40	6G8-44517-00-94	MOUNT RUBBER SILENT-BLOC	1	
41	6G8-44526-00	PLATE PLAQUE	1	
42	97095-06012	BOLT BOULON	2	
43	92990-06600	WASHER, PLATE RONDELLE, PLATE	2	
44	97095-08030	BOLT BOULON	2	
45	92990-08600	WASHER, PLATE RONDELLE, PLATE	2	
46	90116-08M28	BOLT, STUD GOUJON	2	
47	90201-08M12	WASHER, PLATE RONDELLE, PLATE	2	
48	6G8-44522-00	SEAL JOINT	2	
49	90460-38M06	CLAMP, HOSE BRIDE, DE DURITE	2	
50	6G8-44518-00	BRACKET COMP. SUPPORT COMPLET	1	
51	6G8-44533-00	DAMPER, UPPER MOUNT RUBBER COUVERCLE, SUSPENSION INFIEUR	2	
52	95780-08300	NUT, FLANGE ECROU	2	
53	6G8-44521-00	SEAL JOINT	1	
54	6G8-44532-00	STOPPER, UPPER MOUNT PLAQUETTE	1	

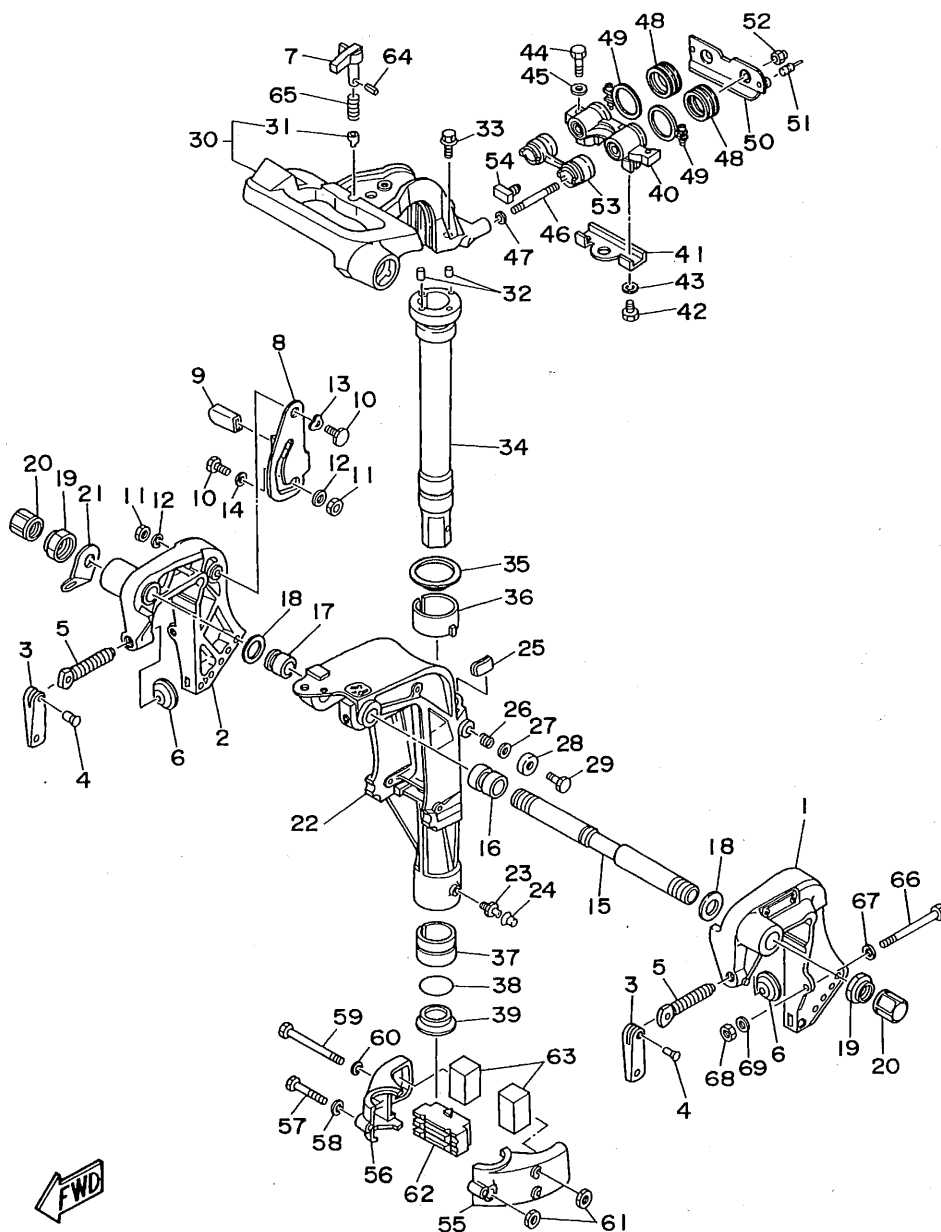


FIG. 12 BRACKET 1

SUPPORT 1

REF. NO.	PART NO. NO. PIECES	DESCRIPTION DESCRIPTION	Q'TY QTE	REMARKS REMARQUES
55	668-44551-01-4D	HOUSING, LOWER MOUNT RUBBER BOITIER, SILENT-BLOC INFÉRIEUR	1	
56	668-44552-02-4D	HOUSING, LOWER MOUNT RUBBER BOITIER, SILENT-BLOC INFÉRIEUR	1	
57	97095-06045	BOLT BOULON	1	
58	92990-06600	WASHER, PLATE RONDELLE, PLATE	1	
59	97095-06095	BOLT BOULON	2	
60	92990-06600	WASHER, PLATE RONDELLE, PLATE	2	
61	95380-06700	NUT ECROU	3	
62	668-44557-00	MOUNT DAMPER, LOWER FRONT SILENT-BLOC, INFÉRIEUR AVANT	1	
63	682-44555-00	MOUNT DAMPER, LOWER SIDE SILENT-BLOC, INFÉRIEUR LATÉRAL	2	
64	91690-30012	PIN, SPRING AGRAFFE	1	
65	90501-10071	SPRING, COMPRESSION RESSORT, COMPRESSION	1	
66	90101-08M88	BOLT BOULON	2	
67	92990-08600	WASHER, PLATE RONDELLE, PLATE	2	
68	95780-08300	NUT, FLANGE ECROU	2	
69	90201-08MA4	WASHER, PLATE RONDELLE, PLATE	2	

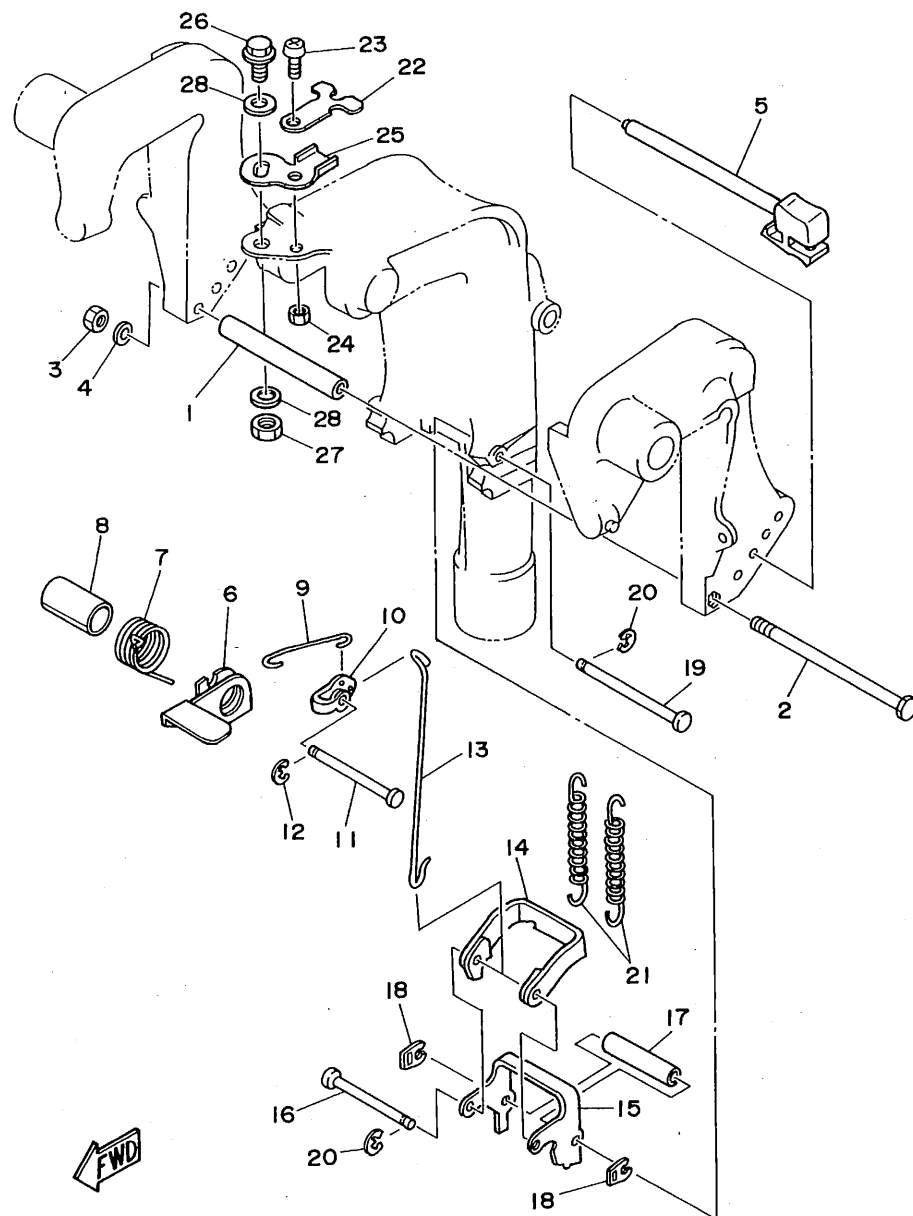


FIG. 13 BRACKET 2

SUPPORT 2

REF. NO.	PART NO. NO. PIECES	DESCRIPTION DESCRIPTION	Q'TY QTE	REMARKS REMARQUES
1	90387-06M09	COLLAR COLLERETTE	1	
2	97095-06135	BOLT BOULON	1	
3	95380-06700	NUT ECROU	1	
4	92990-06600	WASHER, PLATE RONDELLE, PLATE	1	
5	6G8-43160-01	TILT ROD ASSY BROCHE D'INCLINAISON (ENS.)	1	
6	6G8-43631-03	LEVER, TILT LEVIER, INCLINAISON	1	
7	90508-18M33	SPRING, TORSION RESSORT, TORSION	1	
8	90386-20M94	BUSH DOUILLE	1	
9	6G8-43616-00	ROD, TILT LOCK TIGE	1	
10	682-43641-00	LEVER, TILT LEVIER, INCLINAISON	1	
11	90249-06M20	PIN GOUPILLE	1	
12	99080-05600	CIRCLIP CIRCLIP	1	
13	6G8-43617-00	ROD, TILT LOCK TIGE	1	
14	682-43614-00	PLATE, TILT LOCK ETRIER, VERROUILLAGE MARCHE AR	1	
15	682-43615-01	PLATE, TILT LOCK ETRIER, VERROUILLAGE MARCHE AR	1	
16	682-43611-01	SHAFT, TILT LOCK AXE, VERROUILLAGE MARCHE AR	1	
17	90387-06M20	COLLAR COLLERETTE	1	
18	682-43673-00	WASHER 1 RONDELLE	2	
19	682-43659-00	SHAFT, REVERSE LOCK AXE, VERROUILLAGE MARCHE AR	1	
20	99080-05600	CIRCLIP CIRCLIP	2	
21	90506-29M16	SPRING, TENSION RESSORT, TENSION	2	
22	6G8-43319-03-94	PLATE PLAQUE	1	
23	98580-06016	SCREW, PAN HEAD VIS	1	
24	95380-06600	NUT ECROU	1	
25	6G8-42512-02-94	PLATE, CONTROL PLAQUE	1	
26	97095-10020	BOLT BOULON	1	
27	95380-10700	NUT ECROU	1	
28	90201-10M76	WASHER, PLATE RONDELLE, PLATE	2	

D4

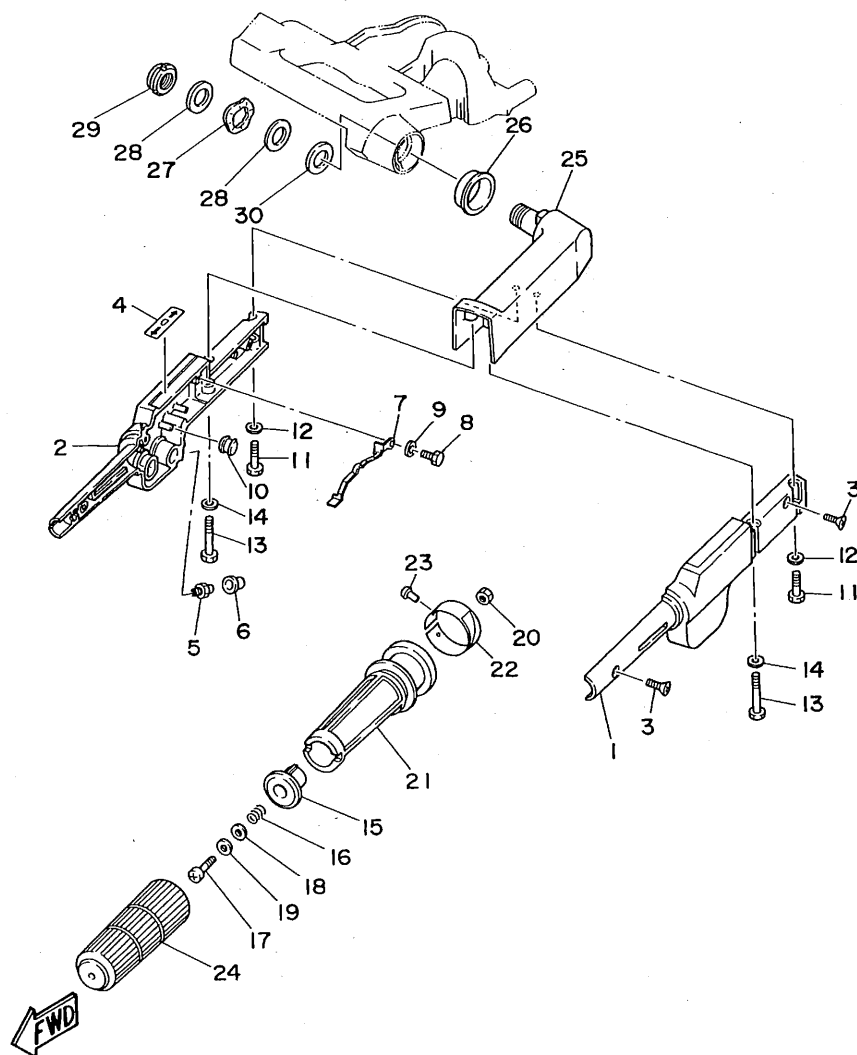


FIG. 14 STEERING (F9.9AM/F9.9AEM) DIRECTION (F9.9AM/F9.9AEM)

REF. NO.	PART NO. NO. PIECES	DESCRIPTION DESCRIPTION	Q'TY QTE	REMARKS REMARQUES
1	6G8-42111-01-4D	HANDLE, STEERING POIGNEE	1	
2	6G8-42112-02-4D	HANDLE, STEERING POIGNEE	1	
3	98780-05016	SCREW, FLAT HEAD VIS A TETE FRAISEE	2	
4	6G8-44191-00	INDICATOR, SHIFT ETIQUETTE, EMBRAYAGE	1	
5	93700-06M03	NIPPLE, GREASE PION	1	
6	663-45119-00	CAP, GREASE NIPPLE CAPUCHON, GRAISSEUR	1 AP	
7	6G8-42147-01	SPRING RESSORT	1	
8	97095-05012	BOLT BOULON	1	
9	92990-05600	WASHER, PLATE RONDELLE, PLATE	1	
10	6H4-42725-00	GROMMET PASSE-FIL	1	
11	97095-06025	BOLT BOULON	2	
12	92990-06600	WASHER, PLATE RONDELLE, PLATE	2	
13	97095-06040	BOLT BOULON	2	
14	92990-06600	WASHER, PLATE RONDELLE, PLATE	2	
15	6G8-42126-01-94	FRICTION, STEERING HANDLE GRIP CUVETTE, POIGNEE DE DIRECTION	1	
16	90501-23M42	SPRING, COMPRESSION RESSORT, COMPRESSION	1	
17	97880-06030	SCREW, PAN HEAD VIS, TETE TRONCONIQUE	1	
18	90201-06049	WASHER, PLATE RONDELLE, PLATE	1	
19	90202-06007	WASHER, PLATE RONDELLE, PLATE	1	
20	95380-06700	NUT ECROU	1	
21	6G8-42119-00	GRIP, STEERING HANDLE POIGNEE, BARRE FRANCHE	1	
22	6G8-42137-01	INDICATOR, THROTTLE INDICATEUR, ACCELERATION	1	
23	90269-02M09	RIVET RIVET	1	
24	6G8-42177-00	RUBBER, HANDLE CAOUTCHOUC, POIGNEE	1	
25	6G8-42113-01-4D	HANDLE, STEERING 3 POIGNEE 3	1	
26	90386-33M56	BUSH DOUILLE	1	
27	90206-20M14	WASHER, WAVE RONDELLE, ONDULEE	1	
28	90201-20M00	WASHER, PLATE RONDELLE, PLATE	2	

D5

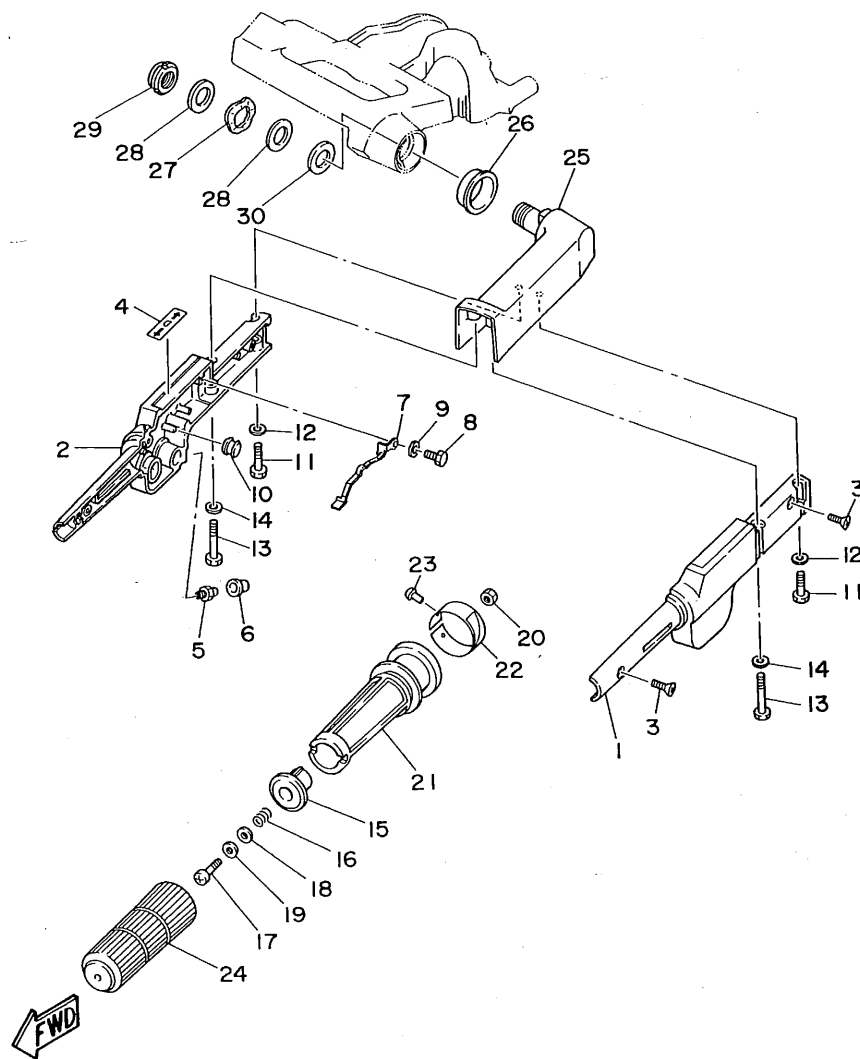


FIG. 14 STEERING (F9.9AM/F9.9AEM)

DIRECTION (F9.9AM/F9.9AEM)

REF. NO.	PART NO. NO. PIECES	DESCRIPTION DESCRIPTION	Q'TY QTE	REMARKS REMARQUES
29	90185-20M03	NUT, SELF-LOCKING ECROU, AUTO-BLOCANT	1	
30	90202-20M33	WASHER, PLATE RONDELLE, PLATE	1	

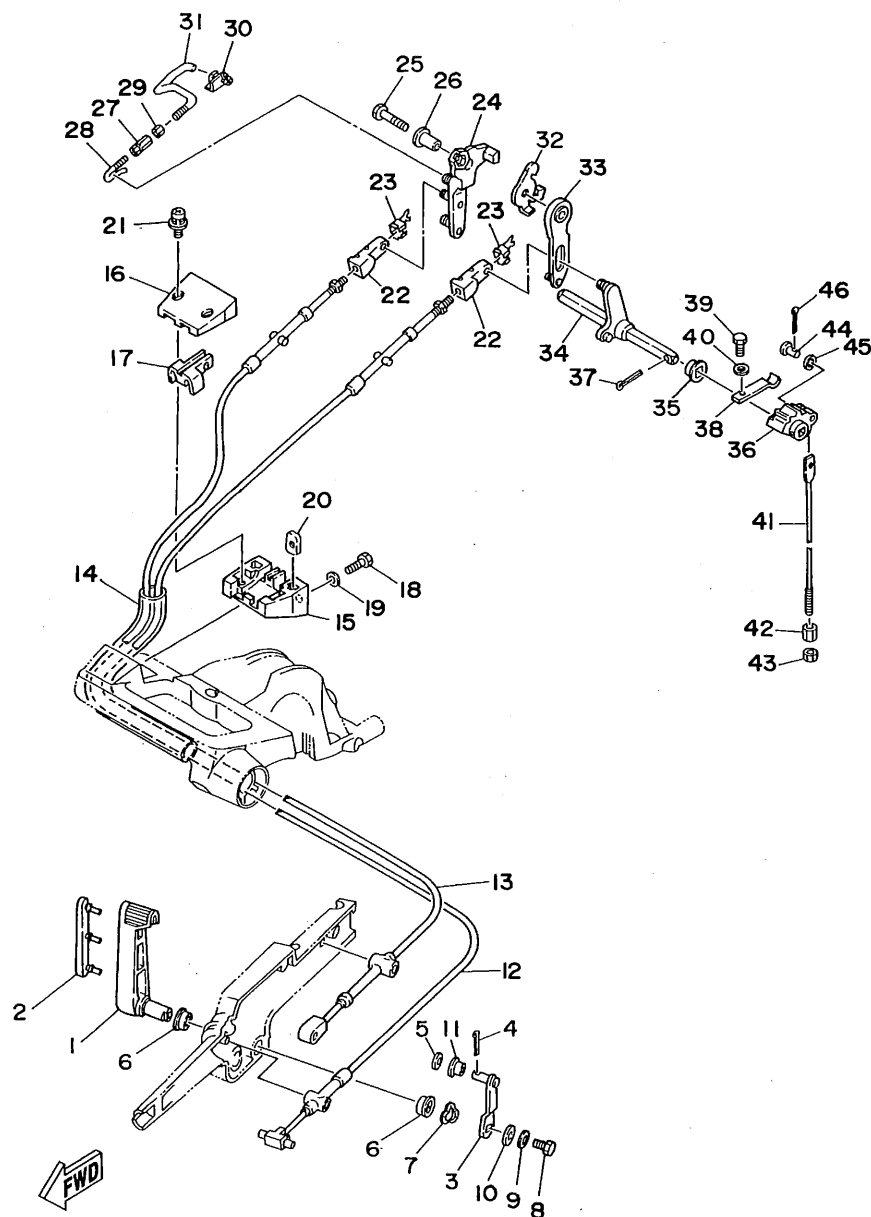


FIG. 15 CONTROL

COMMANDE

REF. NO.	PART NO. NO. PIECES	DESCRIPTION DESCRIPTION	Q'TY QTE	REMARKS REMARQUES
1	6G8-44121-00-98	LEVER, SHIFT ROD LEVIER, TIGE D'INVERSION	1	F9.9AM/F9.9AEM
2	6G8-42129-00	BUSHING, RUBBER DOUILLE, CAOUTCHOUC	1	F9.9AM/F9.9AEM
3	6G8-44123-00	ARM, SHIFT ROD BRAS, TIGE D'INVERSION	1	F9.9AM/F9.9AEM
4	91490-16010	PIN, COTTER GOUPILLE	1	F9.9AM/F9.9AEM
5	92990-05200	WASHER, PLAIN RONDELLE, PLATE	1	F9.9AM/F9.9AEM
6	90386-12069	BUSH DOUILLE	2	F9.9AM/F9.9AEM
7	90206-12052	WASHER, WAVE RONDELLE, ONDULEE	1	F9.9AM/F9.9AEM
8	97095-06016	BOLT BOULON	1	F9.9AM/F9.9AEM
9	92990-06600	WASHER, PLATE RONDELLE, PLATE	1	F9.9AM/F9.9AEM
10	90201-06M94	WASHER, PLATE RONDELLE, PLATE	1	F9.9AM/F9.9AEM
11	90386-05M54	BUSH DOUILLE	1	F9.9AM/F9.9AEM
12	6G8-48311-02	CABLE	1	F9.9AM/F9.9AEM
	6G8-48311-11	CABLE	1	AP FOR HANDY REMOTE CONTROL
13	6G8-48321-01	CABLE	1	F9.9AM/F9.9AEM
	6G8-48321-10	CABLE	1	AP FOR HANDY REMOTE CONTROL
14	90445-24M00	HOSE DURITE	1	F9.9AM/F9.9AEM
	90445-20ME5	HOSE DURITE	1	AP FOR HANDY REMOTE CONTROL
15	6G8-41661-00-98	BRACKET SUPPORT	1	
16	6G8-41662-00-98	BRACKET SUPPORT	1	
17	6G8-41663-00	BRACKET 3 SUPPORT 3	1	
18	97095-06016	BOLT BOULON	2	
19	92990-06600	WASHER, PLATE RONDELLE, PLATE	2	
20	6G8-41654-00	NUT ECROU	2	
21	90159-05M06	SCREW, WITH WASHER VIS, AVEC RONDELLE	2	
22	6G8-26363-00	END, CABLE EMBOUT DE CABLE	2	F9.9AM/F9.9AEM
23	6G8-26364-00	END, CABLE 2 EMBOUT, DE CABLE	2	F9.9AM/F9.9AEM
24	6G8-41212-00	ARM, ACCEL. BRAS	1	
25	97095-06030	BOLT BOULON	1	

D7

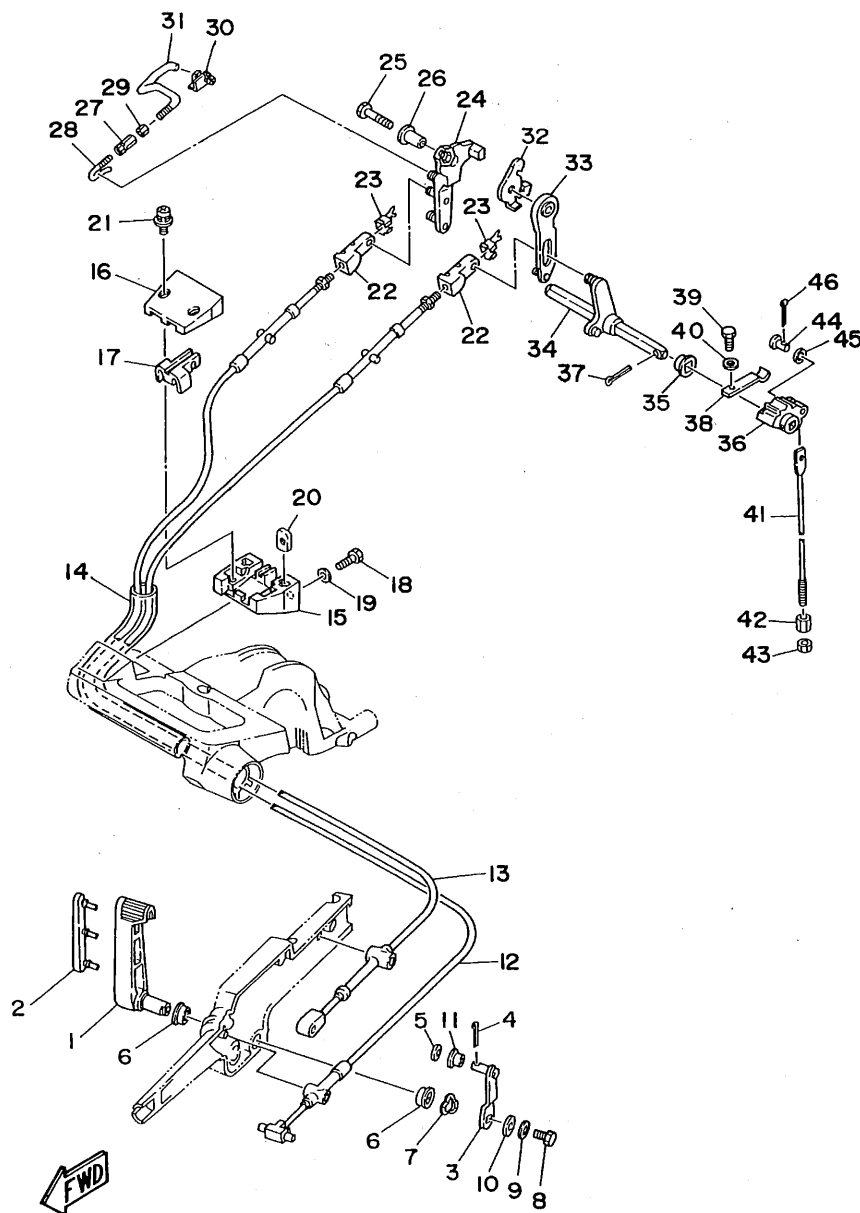


FIG. 15 CONTROL

COMMANDE

REF. NO.	PART NO. NO. PIECES	DESCRIPTION DESCRIPTION	Q'TY QTE	REMARKS REMARQUES
26	90387-06M58	COLLAR COLLERETTE	1	
27	6G8-41238-01	JOINT, LINK RACCORD	1	
28	6G8-41241-01	ROD, LINK BIELLETTE	1	
29	95303-04600	NUT ECROU	1	
30	6G8-41237-01	JOINT, LINK RACCORD	1	
31	6G8-41242-01	ROD 2 TIGE 2	1	
32	6G8-14493-00	STAY 1 SUPPORT 1	1	
33	6G8-44111-00	HANDLE, GEAR SHIFT POIGNEE, LEVIER D'EMBRAYAGE	1	
34	6G8-44159-00	HANDLE, GEAR SHIFT POIGNEE, LEVIER D'EMBRAYAGE	1	
35	682-44132-00	BUSHING COUSSINET	1	
36	682-44121-01	LEVER, SHIFT ROD LEVIER, TIGE D'INVERSION	1	
37	91490-25020	PIN, COTTER GOUPILLE	1	
38	682-44116-01	SPRING RESSORT	1	
39	97095-06014	BOLT BOULON	1	
40	92990-06600	WASHER, PLATE RONDELLE, PLATE	1	
41	6G8-44143-10	ROD, SHIFT TIGE D'EMBRAYAGE	1	UR. LONG/ULTRA LONG
	6G9-44143-00	ROD, SHIFT TIGE D'EMBRAYAGE	1	UR. SHORT
42	90170-06015	NUT ECROU	1	
43	95380-06700	NUT ECROU	1	
44	91790-05020	PIN, CLEVIS AXE D'ARTICULATION	1	
45	92990-05600	WASHER, PLATE RONDELLE, PLATE	1	
46	91490-16010	PIN, COTTER GOUPILLE	1	

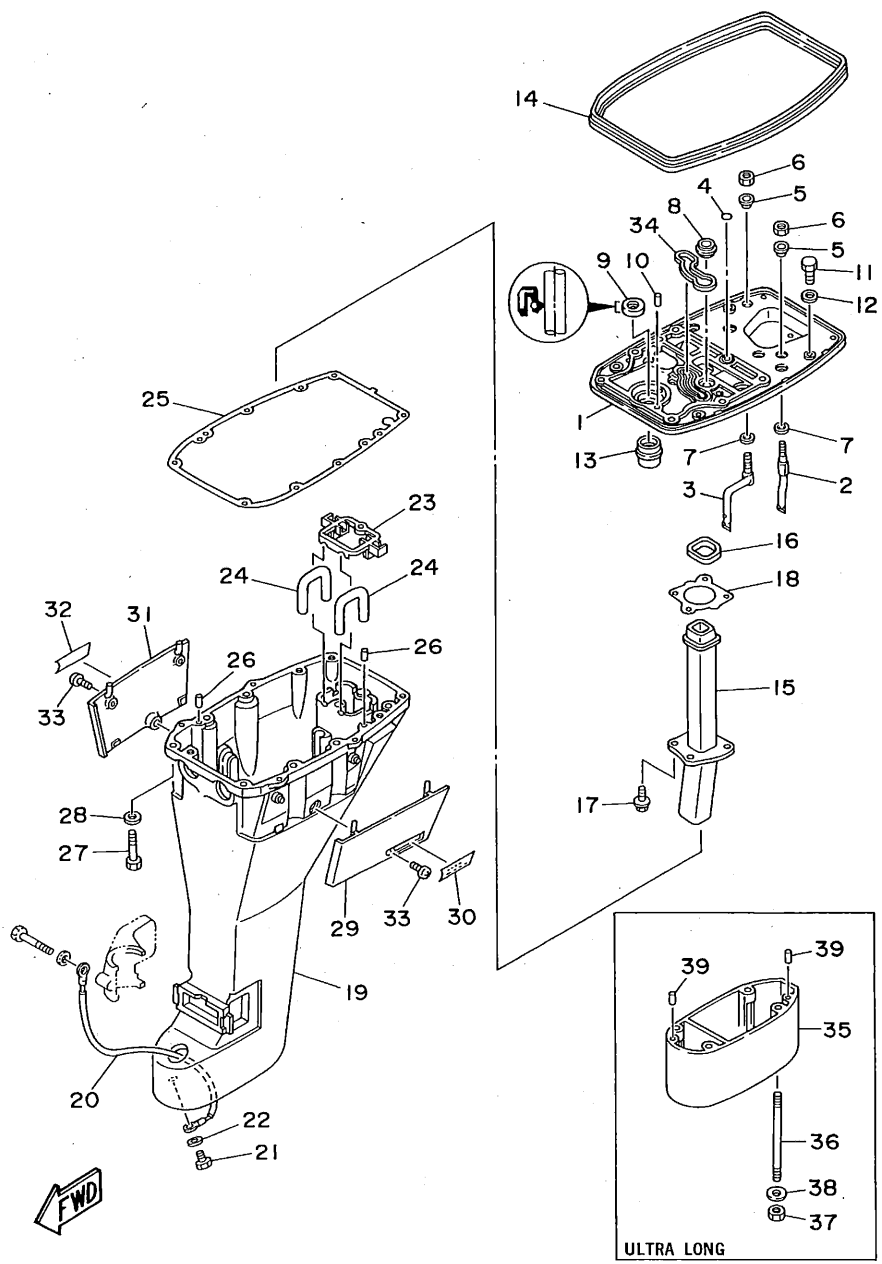


FIG. 16 UPPER CASING

FOURREAU

REF. NO.	PART NO. NO. PIECES	DESCRIPTION DESCRIPTION	Q'TY QTE	REMARKS REMARQUES
1	6G8-41137-04-94	GUIDE, EXHAUST COLLECTEUR D'ECHAPPEMENT	1	
2	6G8-12483-00	PIPE 3 DURITE 3	1	
3	6G8-12484-00	PIPE 4 DURITE 4	1	
4	93210-08M60	O-RING JOINT TORIQUE	1	
5	90386-10M70	BUSH DOUILLE	2	
6	95380-10700	NUT ECROU	2	
7	90202-10M03	WASHER, PLATE RONDELLE, PLATE	2	
8	6G8-44367-00	DAMPER, WATER SEAL JOINT TUBE D'EAU	1	
9	93101-13M27	OIL SEAL JOINT SPY	1	
10	93606-12019	PIN, DOWEL GOUPILLE	2	
11	97095-06020	BOLT BOULON	2	
12	92990-06600	WASHER, PLATE RONDELLE, PLATE	2	
13	6G8-45135-00	PIPE TUYAU	1	
14	6G8-42716-00	RUBBER, SEAL 1 JOINT EN CAOUTCHOUC 1	1	
15	6G8-41131-01	MANIFOLD, EXT. 1 PIPE D'ECHAPPEMENT	1	
16	6G8-41138-00	SEAL, EXT. 1 JOINT DE GROUPE 1	1	
17	90105-06M33	BOLT, WASHER BASED BOULON, AVEC RONDELLE	4	
18	6G8-41133-A0	GASKET, EXHAUST MANIFOLD 1 JOINT, PIPE D'ECHAPPEMENT	1	
19	6G8-45111-13-4D	CASING, UPPER FOURREAU	1	UR LONG/ULTRA LONG
	6G9-45111-03-4D	CASING, UPPER FOURREAU	1	UR SHORT
20	6G8-82149-00	WIRE, LEAD 3 FIL 3	1	
21	97095-06012	BOLT BOULON	1	
22	92990-06600	WASHER, PLATE RONDELLE, PLATE	1	
23	6G8-45151-10	COVER, UPPER CASING CAPUCHON, FOURREAU	1	
24	6G8-45136-00	PIPE DURITE	2	
25	6G8-45113-A1	GASKET, UPPER CASING JOINT, TUBE D'ARBRE	1	
26	93606-12019	PIN, DOWEL GOUPILLE	2	
27	97095-08040	BOLT BOULON	6	

E2

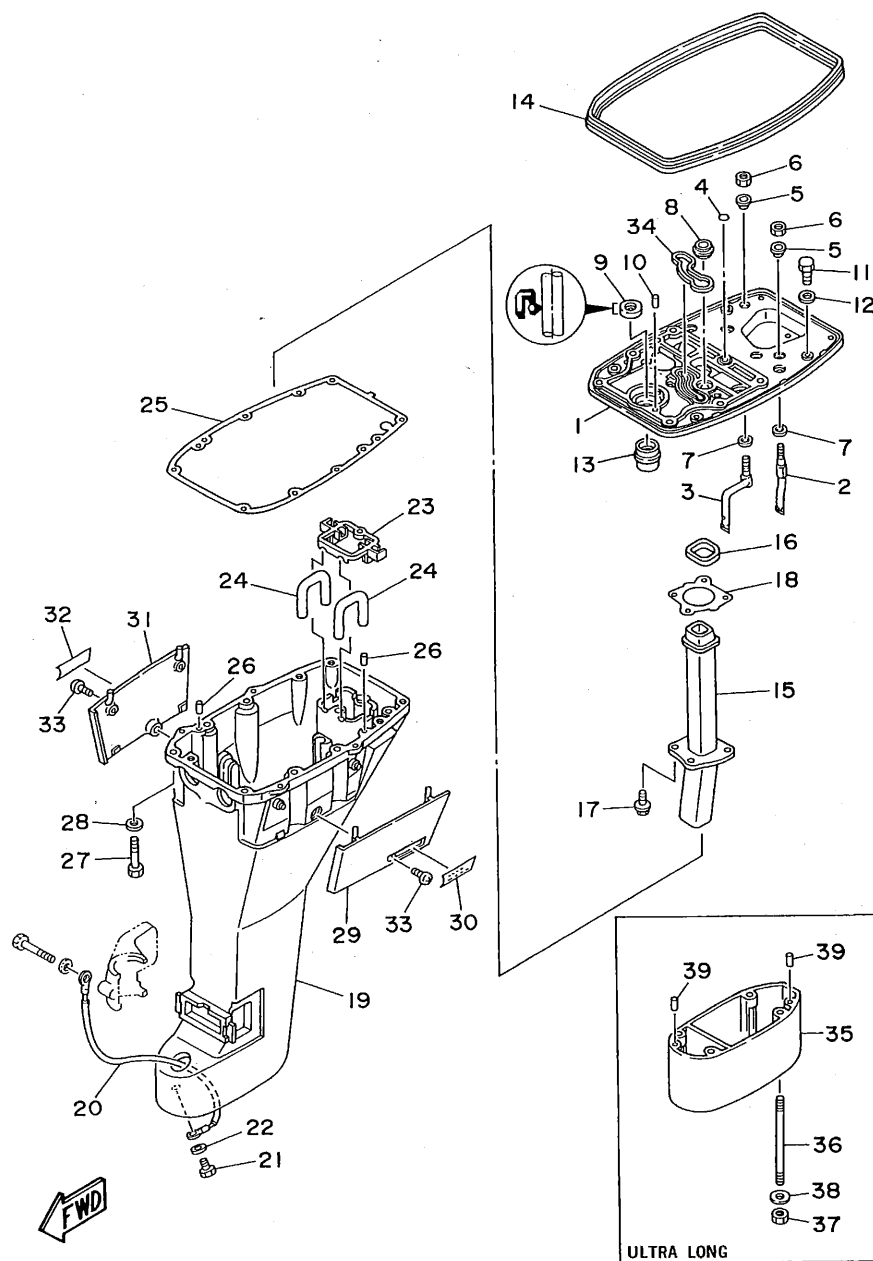


FIG. 16 UPPER CASING

FOURREAU

REF. NO.	PART NO. NO. PIECES	DESCRIPTION DESCRIPTION	Q'TY QTE	REMARKS REMARQUES
28	92990-08600	WASHER, PLATE RONDELLE, PLATE	6	
29	668-42741-00-4D	APRON CAPOT LATERAL	1	
30	668-42791-00	MARK 1 ETIQUETTE 1	1	
31	668-42771-00-4D	APRON CAPOT LATERAL	1	
32	668-42792-00	MARK ETIQUETTE	1	
33	90157-06M04	SCREW, PAN HEAD VIS, TETE TRONCONIQUE	2	
34	668-11355-00	SEAL, CYLINDER 1 JOINT, SPY CYLINDRE	1	
35	668-45211-20-4D	EXTENSION EXTENSION	1	ULTRA LONG
36	90116-08M19	BOLT, STUD GOUJON	4	ULTRA LONG
37	95380-08600	NUT ECROU	4	ULTRA LONG
38	92990-08600	WASHER, PLATE RONDELLE, PLATE	4	ULTRA LONG
39	93606-12019	PIN, DOWEL GOUILLE	2	ULTRA LONG

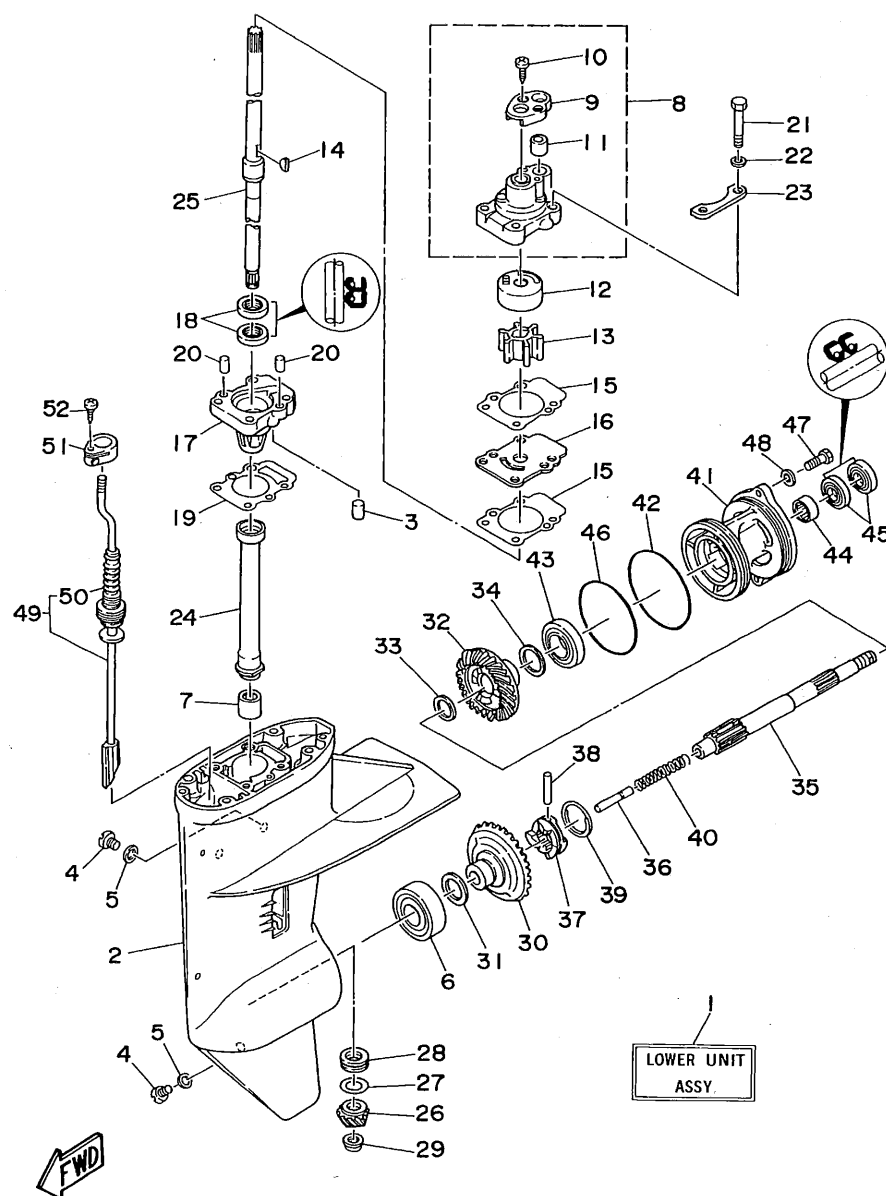


FIG. 17 LOWER CASING. DRIVE 1

BOITIER D'HELICE, TRANSMISSION 1

REF. NO.	PART NO. NO. PIECES	DESCRIPTION DESCRIPTION	Q'TY QTE	REMARKS REMARQUES
1	6G8-45300-16-4D	LOWER UNIT ASSY UNITE INFÉRIEURE (ENS.) (REF.NO. 2 ~ 52)	1	UR LONG
	6G8-45300-26-4D	LOWER UNIT ASSY UNITE INFÉRIEURE (ENS.) (REF.NO. 2 ~ 52)	1	UR ULTRA LONG
	6G8-45300-06-4D	LOWER UNIT ASSY UNITE INFÉRIEURE (ENS.) (REF.NO. 2 ~ 52)	1	UR SHORT
2	6G8-45311-04-4D	CASING, LOWER BOITIER D'HELICE	1	
3	93604-08062	PIN, DOWEL CLAVETTE	1	
4	90340-08M04	PLUG, STRAIGHT SCREW PLOT, FILETE DROIT	3	
5	90430-08020	GASKET JOINT	3	
6	93332-00005	BEARING ROULEMENT	1	
7	93315-213V4	BEARING, CYLINDRICAL ROULEMENT	1	
8	682-44300-01	HOUSING WATER PUMP ASSY CORPS POMPE A EAU (ENS)	1	
9	682-44312-00	.COVER, WATER PUMP HOUSING .COUVERCLE	1	
10	97780-40112	.SCREW, TAPPING .VIS, TETE BOMBEE	2	
11	682-44365-00	.DAMPER, WATER SEAL .JOINT, TUBE D'EAU	1	
12	682-44322-00	INSERT, CARTRIDGE CUVETTE	1	
13	682-44352-01	IMPELLER TURBINE	1	
14	90280-03024	KEY, WOODRUFF CLAVETTE, DEMI-LUNE	1	
15	682-44315-A0	GASKET, WATER PUMP JOINT, POMPE A EAU	2	
16	682-44323-00	OUTER PLATE, CARTRIDGE PLAQUE EXTERIEURE	1	
17	6G8-45331-00-5B	HOUSING, BEARING FLASQUE, ROULEMENT	1	
18	93101-20048	OIL SEAL JOINT SPY	2	
19	6G8-45315-A0	PACKING, LOWER CASING JOINT, BOITIER D'HELICE	1	
20	93606-12019	PIN, DOWEL GOUPILLE	2	
21	97095-06045	BOLT BOULON	4	
22	92990-06600	WASHER, PLATE RONDELLE, PLATE	4	
23	682-44328-00	PLATE PLAQUETTE	2	
24	6G8-45536-00	SLEEVE, DRIVE SHAFT MANCHON, ARBRE MOTEUR	1	

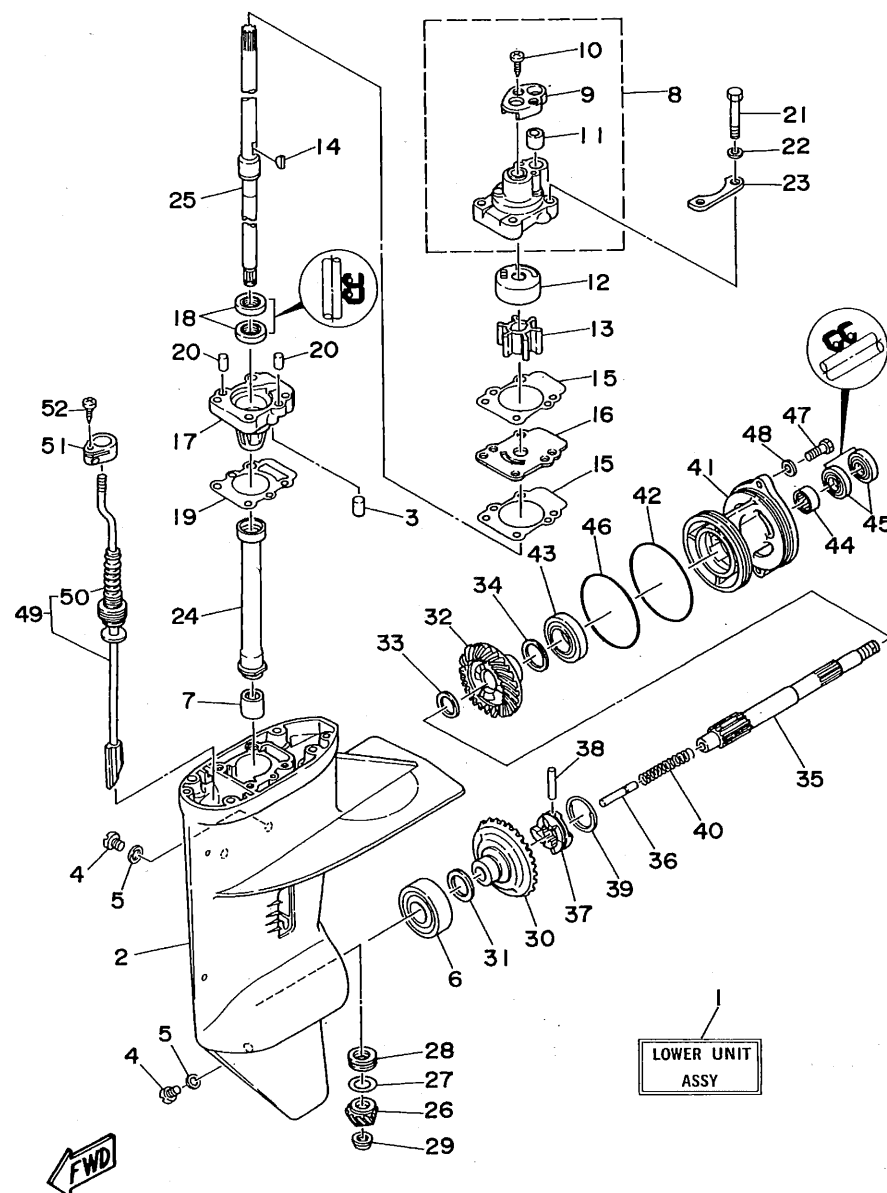


FIG. 17 LOWER CASING. DRIVE 1

BOITIER D'HELICE, TRANSMISSION 1

REF. NO.	PART NO. NO. PIECES	DESCRIPTION DESCRIPTION	Q'TY QTE	REMARKS REMARQUES
25	668-45501-10	DRIVE SHAFT COMP. ARBRE MOTEUR COMP.	1	UR LONG
	668-45501-20	DRIVE SHAFT COMP. ARBRE MOTEUR COMP.	1	UR ULTRA LONG
	668-45501-00	DRIVE SHAFT COMP. ARBRE MOTEUR COMP.	1	UR SHORT
26	668-45551-00	PINION PIGNON D'ATTAQUE	1	
27	668-45587-00-10	SHIM (0.10MM) CALE (0.10MM)	1	UR
	668-45587-00-14	SHIM (0.14MM) CALE (0.14MM)	1	UR
	668-45587-00-18	SHIM (0.18MM) CALE (0.18MM)	1	UR
	668-45587-00-35	SHIM (0.35MM) CALE (0.35MM)	1	UR
	668-45587-00-50	SHIM (0.50MM) CALE (0.50MM)	1	UR
28	93341-313U3	BEARING, THRUST CERVEAUX DE DIRECTION	1	
29	90179-08M06	NUT ECROU	1	
30	668-45560-00	GEAR PIGNON	1	
31	626-45577-00-01	SHIM (0.1MM) CALE (0.1MM)	1	UR
	626-45577-00-03	SHIM (0.3MM) CALE (0.3MM)	1	UR
	626-45577-00-05	SHIM (0.5MM) CALE (0.5MM)	1	UR
32	668-45571-00	GEAR PIGNON	1	
33	90201-17682	WASHER, PLATE RONDELLE, PLATE	1	
34	626-45577-00-01	SHIM (0.1MM) CALE (0.1MM)	1	UR
	626-45577-00-03	SHIM (0.3MM) CALE (0.3MM)	1	UR
	626-45577-00-05	SHIM (0.5MM) CALE (0.5MM)	1	UR
35	668-45611-00	SHAFT, PROPELLER ARBRE, HELICE	1	
36	650-45635-00	PLUNGER, SHIFT POUSSOIR D'EMBRAYAGE	1	
37	682-45631-00	CLUTCH, DOG CRABOT	1	
38	90250-05010	PIN, STRAIGHT GOUPILLE, DROITE	1	
39	648-45633-00	RING, CROSS PIN JONC, GOUPILLE CRABOT	1	
40	90501-14M06	SPRING, COMPRESSION RESSORT, COMPRESSION	1	
41	668-45361-01-40	CAP, LOWER CASING COUVERCLE, BOITIER D'HELICE	1	
42	93210-74316	O-RING JOINT TORIQUE	1	

E5

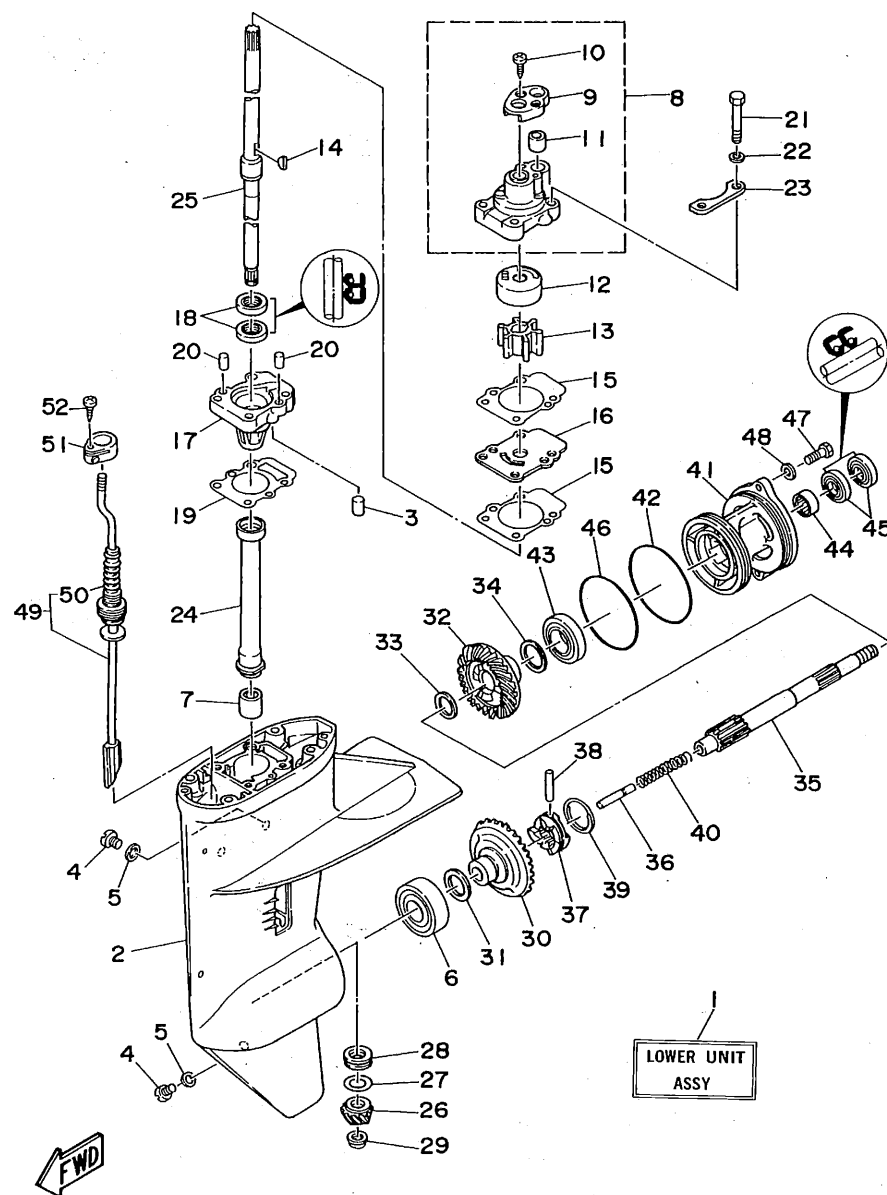


FIG. 17 LOWER CASING. DRIVE 1

BOITIER D'HELICE, TRANSMISSION 1

REF. NO.	PART NO. NO. PIECES	DESCRIPTION DESCRIPTION	Q'TY QTE	REMARKS REMARQUES
43	93306-00519	BEARING ROULEMENT	1	
44	93315-317U2	BEARING, CYLINDRICAL ROULEMENT	1	
45	93101-17054	OIL SEAL JOINT SPY	2	
46	93210-74M68	O-RING JOINT TORIQUE	1	
47	97095-06020	BOLT BOULON	2	
48	92990-06600	WASHER, PLATE RONDELLE, PLATE	2	
49	6G8-44150-10	SHIFT CAM ASSY CAME D'INVERSION	1	UR LONG
	6G8-44150-20	SHIFT CAM ASSY CAME D'INVERSION	1	UR ULTRA LONG
	6G8-44150-00	SHIFT CAM ASSY CAME D'INVERSION	1	UR SHORT
50	682-44147-00	.BOOT, SHIFT ROD .SOUFFLET, TIGE D'INVERSION	1	
51	682-44176-00	BRACKET SUPPORT	1	
52	97780-50110	SCREW, TAPPING VIS, TETE BOMBEE	1	

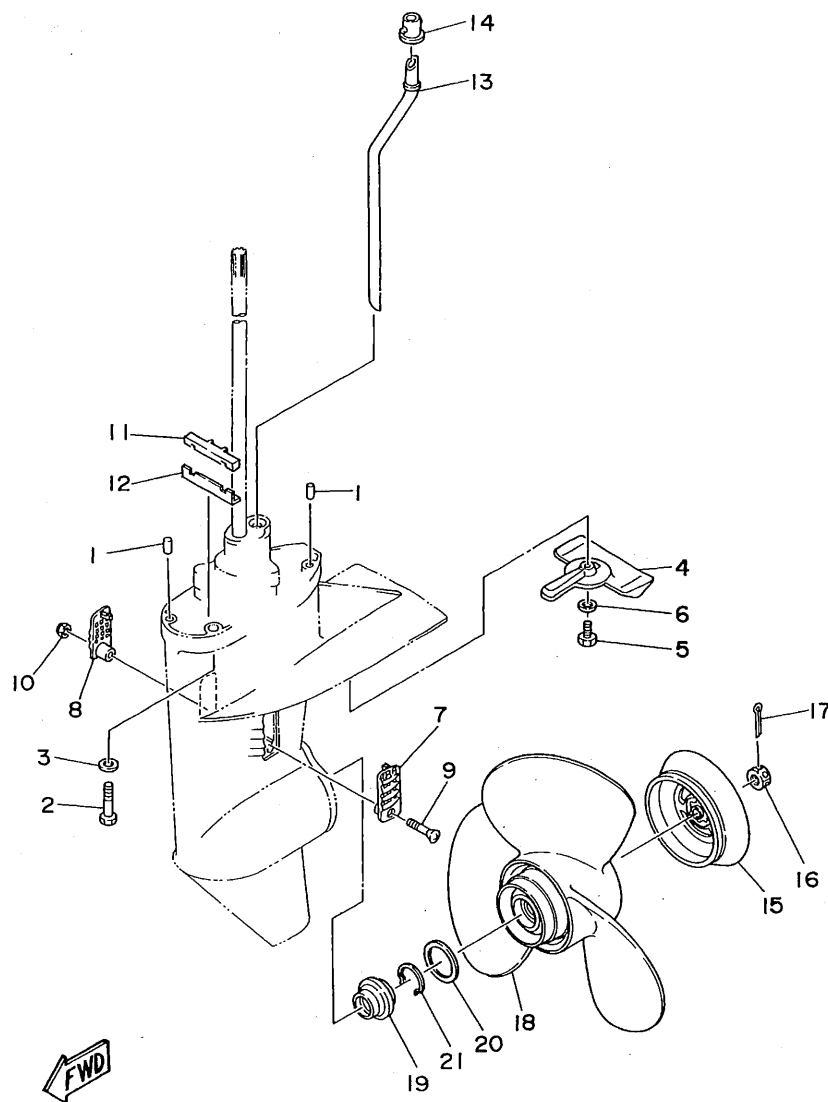


FIG. 18 LOWER CASING. DRIVE 2

BOITIER D'HELICE, TRANSMISSION 2

REF. NO.	PART NO. NO. PIECES	DESCRIPTION DESCRIPTION	Q'TY QTE	REMARKS REMARQUES
1	93606-12019	PIN, DOWEL GOUPILLE	2	
2	97095-08035	BOLT BOULON	4	
3	92990-08600	WASHER, PLATE RONDELLE, PLATE	4	
4	6G8-45251-00	ANODE ANODE	1	
5	95895-06020	BOLT, FLANGE BOULON	1	
6	92990-06300	WASHER, INTERNAL TOOTH RONDELLE, DENTURE INTERNE	1	
7	6G8-45214-00	COVER, WATER INLET GRILLE, ENTREE D'EAU	1	
8	6G8-45215-00	COVER, WATER INLET GRILLE, ENTREE D'EAU	1	
9	98780-05525	SCREW, FLAT HEAD VIS A TETE FRAISEE	1	
10	90185-05904	NUT, SELF-LOCKING ECROU, AUTO-BLOCANT	1	
11	682-45375-01	DAMPER, SEAL BOURRELET, CAOUTCHOUC	1	
12	682-45376-01	GUIDE, SEAL DAMPER BUTEE, JOINT CAOUTCHOUC	1	
13	6G8-44361-10	TUBE, WATER TUBE D'EAU	1	UR LONG
	6G8-44361-20	TUBE, WATER TUBE D'EAU	1	UR ULTRA LONG
	6G9-44361-00	TUBE, WATER TUBE D'EAU	1	UR SHORT
14	626-44365-01	DAMPER, WATER SEAL JOINT, TUBE D'EAU	1	
15	6G8-45986-00	RING, DEFLECTOR DEFLECTEUR DE CERCLE	1	
16	90171-10M07	NUT, CASTLE ECROU, CRENELE	1	
17	91490-30030	PIN, COTTER GOUPILLE	1	
18	6G8-45941-00	PROPELLER (3X11-3/4"X11"-R) HELICE (3X11-3/4"X11"-R)	1	UR
	6G8-45943-00	PROPELLER (3X11-3/4"X9-1/4"-R) HELICE (3X11-3/4"X9-1/4"-R)	1	UR
	6G8-45945-00	PROPELLER (3X11-3/4"X12-1/4"-R) HELICE (3X11-3/4"X12-1/4"-R)	1	UR
	6G8-45947-00-EL	PROPELLER (3X11-3/4"X9-1/4"-R) HELICE (3X11-3/4"X9-1/4"-R)	1	UR ALUMINIUM
19	6G8-45987-02	SPACER ENTRETOISE	1	
20	90201-31MA3	WASHER, PLATE RONDELLE, PLATE	1	
21	93450-10M04	CIRCLIP CIRCLIP	1	

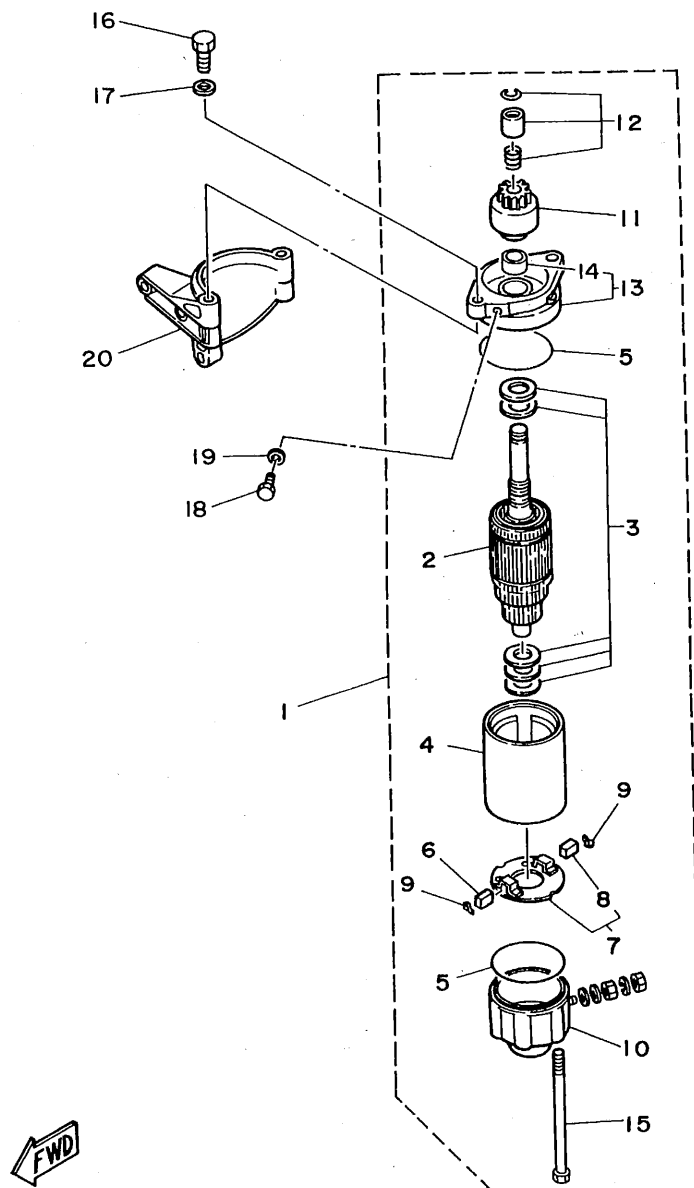


FIG. 20 STARTING MOTOR (F9.9AE/F9.9AEM)
FIG. 20 DEMARREUR ELECTRIQUE (F9.9AE/F9.9AEM)

REF. NO.	PART NO. NO. PIECES	DESCRIPTION DESCRIPTION	Q'TY QTE	REMARKS REMARQUES
1	668-81800-11	STARTING MOTOR ASSY DEMARREUR ELECTRIQUE COMPLET	1	
2	689-81850-12	.ARMATURE ASSY .INDUIT	1	
3	689-81809-11	.WASHER KIT .JEU DE RONDELLES	1	
4	689-81810-11	.STATOR ASSY .STATOR COMPLET	1	
5	689-81847-11	.O-RING .JOINT TORIQUE	2	
6	689-81811-11	.BRUSH 1 .CHARBON 1	1	
7	689-81840-11	.BRUSH HOLDER ASSY .SUPPORT DE CHARBON	1	
8	689-81812-11	..BRUSH 2 ..CHARBON 2	1	
9	689-81813-10	.SPRING, BRUSH .RESSORT, DE CHARBON	2	
10	689-81820-11	.REAR BRACKET ASSY .SUPPORT ARRIERE COMPLET	1	
11	689-81807-12	.GEAR ASSY, STARTING MOTOR .PIGNON, DEMARREUR ELECTRIQUE	1	
12	689-81857-11	.PINION STOPPER SET .BUTEE PIGNON	1	
13	6F5-81830-11	.FRONT BRACKET ASSY .SUPPORT AVANT	1	
14	689-81831-00	..METAL, FRONT ..METAL, AVANT	1	
15	689-81826-10	.BOLT .BOULON	2	
16	97013-08025	BOLT BOULON	2	
17	92990-08600	WASHER, PLATE RONDELLE, PLATE	2	
18	97095-08016	BOLT BOULON	1	
19	92990-08600	WASHER, PLATE RONDELLE, PLATE	1	
20	668-81822-40-94	BRACKET, STARTING MOTOR SUPPORT, DEMARREUR ELECTRIQUE	1	

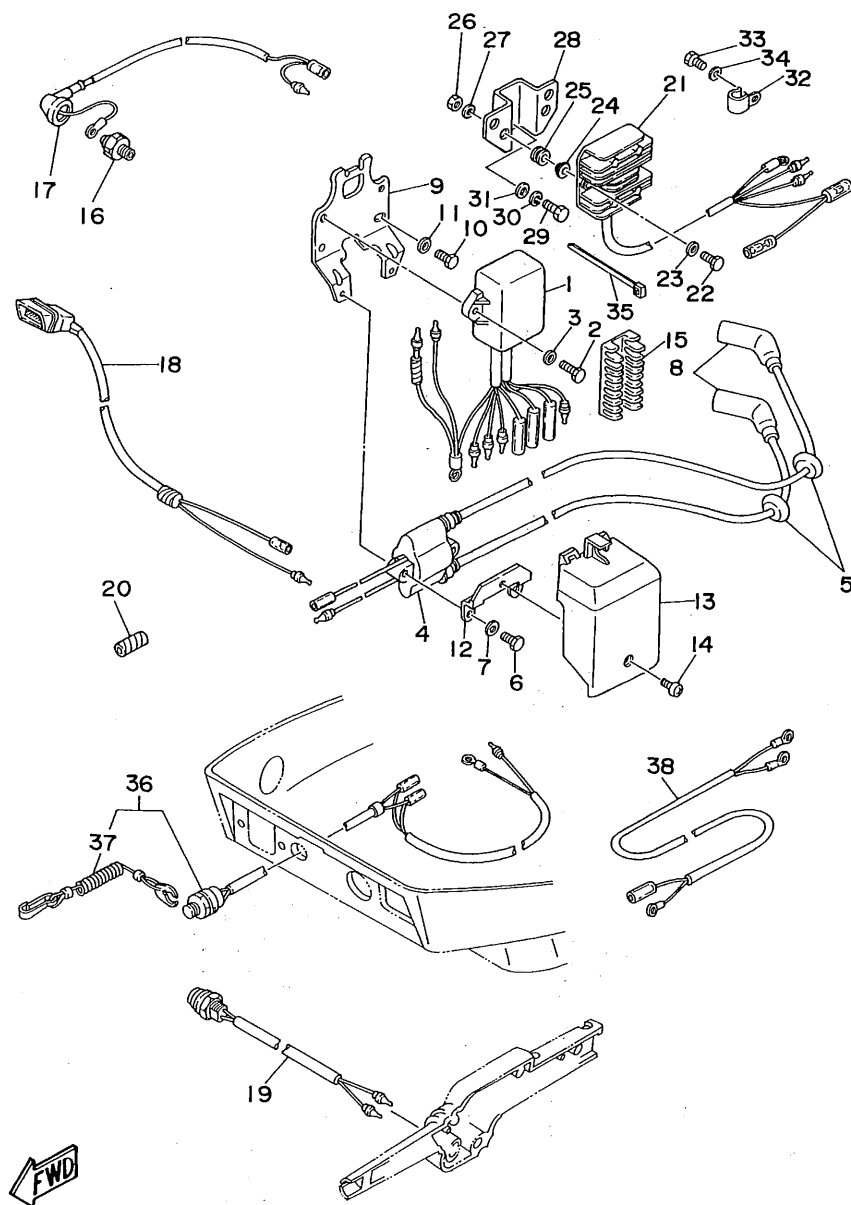


FIG. 21 ELECTRICAL 1

PARTIE ELECTRIQUE 1

REF. NO.	PART NO. NO. PIECES	DESCRIPTION DESCRIPTION	Q'TY QTE	REMARKS REMARQUES
1	6G8-85540-22	C.D.I. UNIT ASSY BLOC C.D.I.	1	
2	97095-06020	BOLT BOULON	2	
3	92990-06600	WASHER, PLATE RONDELLE, PLATE	2	
4	6G8-85570-21	IGNITION COIL ASSY BOBINE D'ALLUMAGE (ENS.)	1	
5	90480-25161	GROMMET PASSE-FIL	2	
6	97095-06025	BOLT BOULON	2	
7	92990-06600	WASHER, PLATE RONDELLE, PLATE	2	
8	6G8-82370-20	PLUG CAP ASSY ANTIPARASITE	2	
9	6G8-85542-00	BRACKET SUPPORT	1	
10	97095-06020	BOLT BOULON	2	
11	92990-06600	WASHER, PLATE RONDELLE, PLATE	2	
12	6G8-85525-00	PLATE PLAQUE	1	
13	6G8-81916-00	COVER, TERMINAL COUVERCLE, BORNE	1	
14	98980-06008	SCREW, BIND VIS	1	
15	6G8-82522-00	CLAMP, COUPLER BRIDE, DE CONNECTEUR	1	
16	6G8-82504-00	OIL PRESSURE SWITCH ASSY CONTACTEUR DE PRESSION D'HUILE	1	
17	6G8-82127-00	WIRE, LEAD 2 FIL 2	1	
18	6G8-83582-01	PILOT LIGHT ASSY LAMPE-TEMOIN COMPLET	1	
19	6G8-82550-10	ENGINE STOP SWITCH ASSY COMMUTATEUR D'ARRET CPLT	1	F9.9AM/F9.9AEM
	6G8-82550-20	ENGINE STOP SWITCH ASSY COMMUTATEUR D'ARRET CPLT	1	AP FOR HANDY REMOTE CONTROL
20	90446-10M02	HOSE DURITE	1	
21	6G8-81960-10	RECTIFIER & REGULATOR ASSY REDRESSEUR REGULATEUR CPLT	1	
22	97095-06025	BOLT BOULON	2	
23	92990-06600	WASHER, PLATE RONDELLE, PLATE	2	
24	90387-06M70	COLLAR COLLERETTE	2	
25	90480-13M24	GROMMET PASSE-FIL	2	
26	95380-06700	NUT ECROU	2	
27	92990-06600	WASHER, PLATE RONDELLE, PLATE	2	

F3

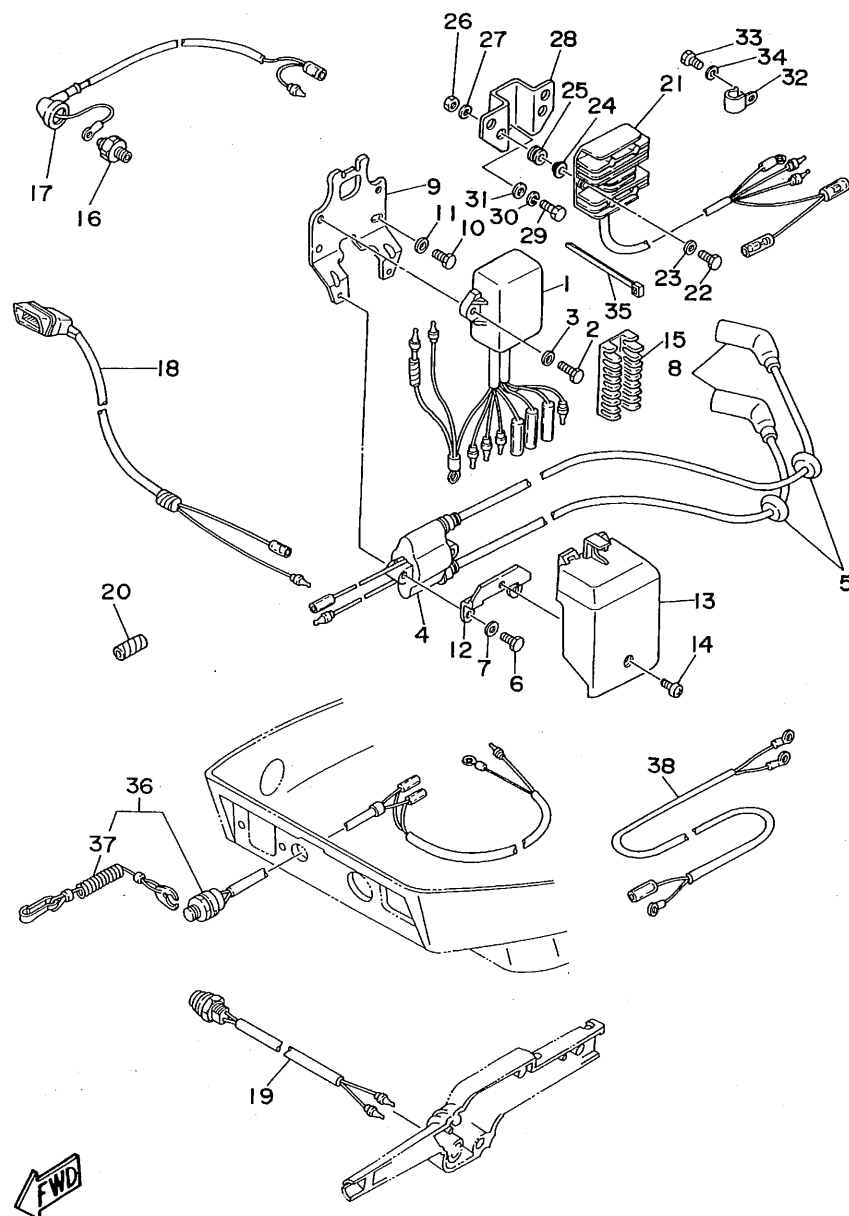


FIG. 21 ELECTRICAL 1

PARTIE ELECTRIQUE 1

REF. NO.	PART NO. NO. PIECES	DESCRIPTION DESCRIPTION	Q'TY QTE	REMARKS REMARQUES
28	6G8-81948-02	BRACKET	1	
29	97095-06020	JOINT TORIQUE	1	
30	92995-06100	BOLT BOULON	1	
31	92990-06600	WASHER, SPRING RONDELLE, GROWER	1	
32	92990-06600	WASHER, PLATE RONDELLE, PLATE	1	
33	90465-08028	CLAMP	1	
34	97013-06012	BRIDE	1	
35	97013-06012	BOLT BOULON	1	
36	92990-06600	WASHER, PLATE RONDELLE, PLATE	1	
37	90465-13M11	CLAMP	1	
38	6G8-82575-00	BRIDE	1	F9.9AM/F9.9AEM
39	6G8-82575-00	ENGINE STOP SWITCH ASSY	1	F9.9AM/F9.9AEM
40	682-82556-00	COUPE CIRCUIT CPLT .STOPPER	1	F9.9AM/F9.9AEM
41	682-82556-00	.PLAQUETTE	1	F9.9AM
42	6G8-81949-00	WIRE, LEAD FIL	1	F9.9AM

FWD

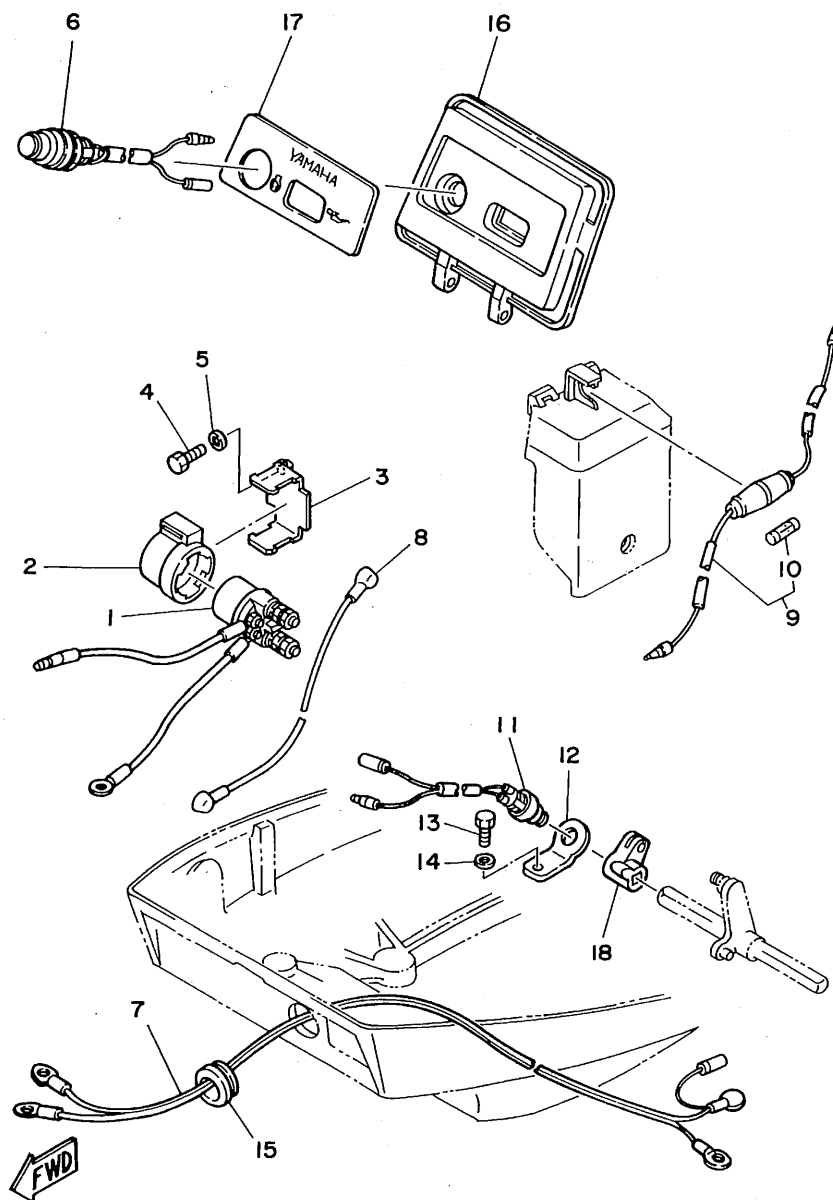


FIG. 22 ELECTRICAL 2 (F9.9AEM)

PARTIE ELECTRIQUE 2 (F9.9AEM)

REF. NO.	PART NO. NO. PIECES	DESCRIPTION DESCRIPTION	Q'TY QTE	REMARKS REMARQUES
1	6J0-81941-10	STARTER RELAY ASSY LANCEUR RELAIS (ENS.)	1	
2	6G1-81952-00	HOLDER, RELAY	1	
3	6G8-81953-00	SUPPORT, RELAIS	1	
4	97013-06012	STAY, RELAY	1	
5	92990-06600	SUPPORT, RELAIS	1	
6	6G8-81870-00	BOLT BOULON	1	
7	6G8-82105-01	WASHER, PLATE RONDELLE, PLATE	1	
8	6G8-82117-00	STARTING SWITCH ASSY CONTACT A CLEF	1	
9	6G8-82150-00	WIRE HARNESS FAISCEAU DE FILS	1	
10	682-82151-00	WIRE, LEAD FIL	1	
11	6G8-82150-00	FUSE HOLDER ASSY SUPPORT DE FUSIBLE	1	
12	682-82151-00	FUSE (20A) FUSIBLE (20A)	1	
13	6H3-82540-00	NEUTRAL SWITCH ASSY CONTACTEUR DE POINT-MORT	1	
14	6G8-82554-00	STAY, NEUTRAL SWITCH SUPPORT, CONT DE POINT-MORT	1	
15	97013-06012	BOLT BOULON	1	
16	92990-06600	WASHER, PLATE RONDELLE, PLATE	1	
17	6G8-42724-40	GROMMET PASSE-FIL	1	
18	6G8-42614-12	PANEL, FRONT UPPER Panneau, AVANT SUPERIEUR	1	
19	6G8-42677-10	GRAPHIC, FRONT ADHESIF, AVANT	1	
20	6G8-44125-00	LEVER, SHIFT ROD LEVIER, TIGE D'INVERSION	1	

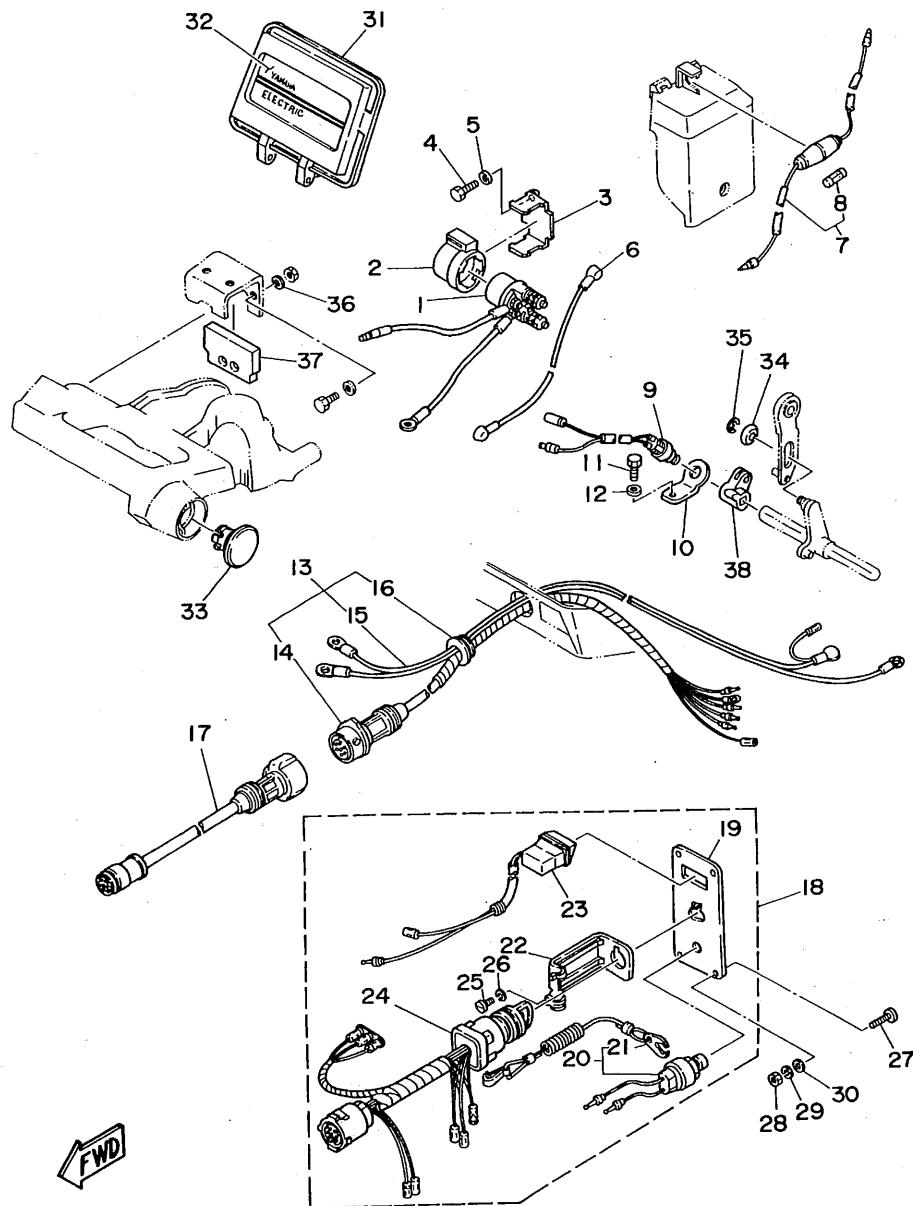


FIG. 23 ELECTRICAL 3 (F9.9AE)

PARTIE ELECTRIQUE 3 (F9.9AE)

REF. NO.	PART NO. NO. PIECES	DESCRIPTION DESCRIPTION	Q'TY QTE	REMARKS REMARQUES
1	6J0-81941-10	STARTER RELAY ASSY LANCEUR RELAIS (ENS.)	1	
2	6G1-81952-00	HOLDER, RELAY SUPPORT, RELAIS	1	
3	6G8-81953-00	STAY, RELAY SUPPORT, RELAIS	1	
4	97013-06012	BOLT BOULON	1	
5	92990-06600	WASHER, PLATE RONDELLE, PLATE	1	
6	6G8-82117-00	WIRE, LEAD FIL	1	
7	6G8-82150-00	FUSE HOLDER ASSY SUPPORT DE FUSIBLE	1	
8	682-82151-00	.FUSE (20A) .FUSIBLE (20A)	1	
9	6H3-82540-00	NEUTRAL SWITCH ASSY CONTACTEUR DE POINT-MORT	1	
10	6G8-82554-00	STAY, NEUTRAL SWITCH SUPPORT, CONT DE POINT-MORT	1	
11	97013-06012	BOLT BOULON	1	
12	92990-06600	WASHER, PLATE RONDELLE, PLATE	1	
13	6G8-82580-00	WIRE HARNESS ASSY 2 FAISCEAU DE FILS 2 CPLT	1	
14	6G8-82590-00	.WIRE HARNESS ASSY .FAISCEAU DE FILS COMPLET	1	
15	6G8-82105-01	.WIRE HARNESS .FAISCEAU DE FILS	1	
16	6G8-42724-50	.GROMMET .PASSE-FIL	1	
17	688-82586-50	EXTENSION, WIREHARNESS EXTENSION, FAISCEAU DE FILS	1	L:5M (7P)
18	6G8-82570-02	PANEL SWITCH ASSY PLATINE D'INTERRUPEUR CPLT	1	
19	6G8-82571-01	.PANEL, SWITCH .TABLEAU, CONTACTEUR	1	
20	688-82575-01	.ENGINE STOP SWITCH ASSY .COUPE CIRCUIT CPLT	1	
21	682-82556-00	..STOPPER ..PLAQUETTE	1	
22	663-82581-01	.STAY, CORD CLAMP .SUPPORT, COLLIER DE CORDON	1	
23	6G8-83582-01	.PILOT LIGHT ASSY .LAMPE-TEMOIN COMPLET	1	
24	6G8-82510-00	.MAIN SWITCH ASSY .CONTACTEUR A CLEF COMPLET	1	
25	98980-04008	.SCREW, BIND .VIS	1	
26	92990-04100	.WASHER, SPRING .RONDELLE, GROWER	1	
27	90149-05M05	SCREW VIS	4	
28	95380-05600	NUT ECROU	4	

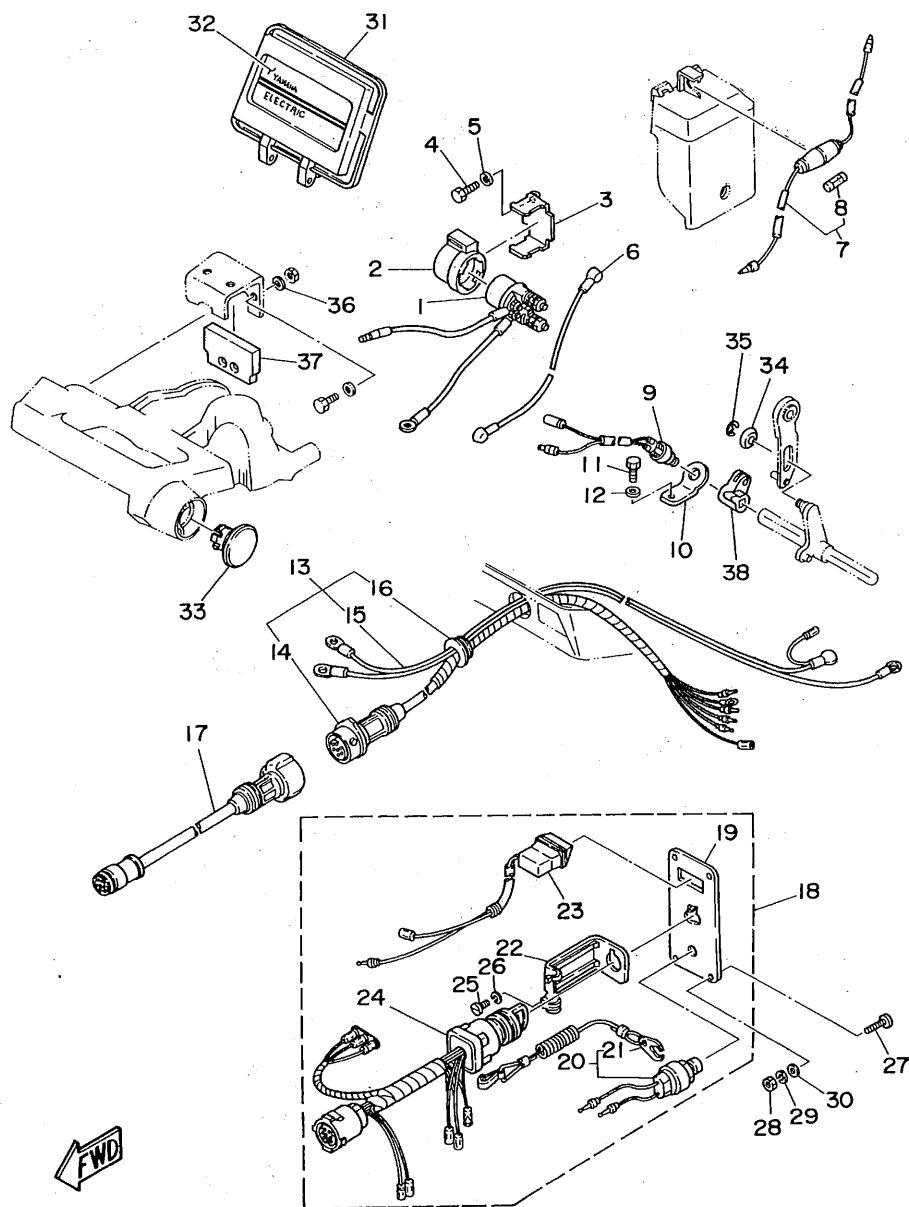


FIG. 23 ELECTRICAL 3 (F9.9AE)

PARTIE ELECTRIQUE 3 (F9.9AE)

REF. NO.	PART NO. NO. PIECES	DESCRIPTION DESCRIPTION	Q'TY QTE	REMARKS REMARQUES
29	92990-05100	WASHER, SPRING RONDELLE, GROWER	4	
30	92990-05600	WASHER, PLATE RONDELLE, PLATE	4	
31	6G8-W4261-10	PANEL, FRONT UPPER PANNEAU, AVANT SUPERIEUR	1	
32	6G8-42677-20	GRAPHIC, FRONT ADHESIF, AVANT	1	
33	6G8-42551-00	GROMMET PASSE-FIL	1	
34	90387-06M73	COLLAR COLLERETTE	1	
35	93430-04M03	CIRCLIP CLIPS	1	
36	92990-06600	WASHER, PLATE RONDELLE, PLATE	2	
37	6G8-48351-51	SEAL, RUBBER PASSE-FIL	1	
38	6G8-44125-00	LEVER, SHIFT ROD LEVIER, TIGE D'INVERSION	1	

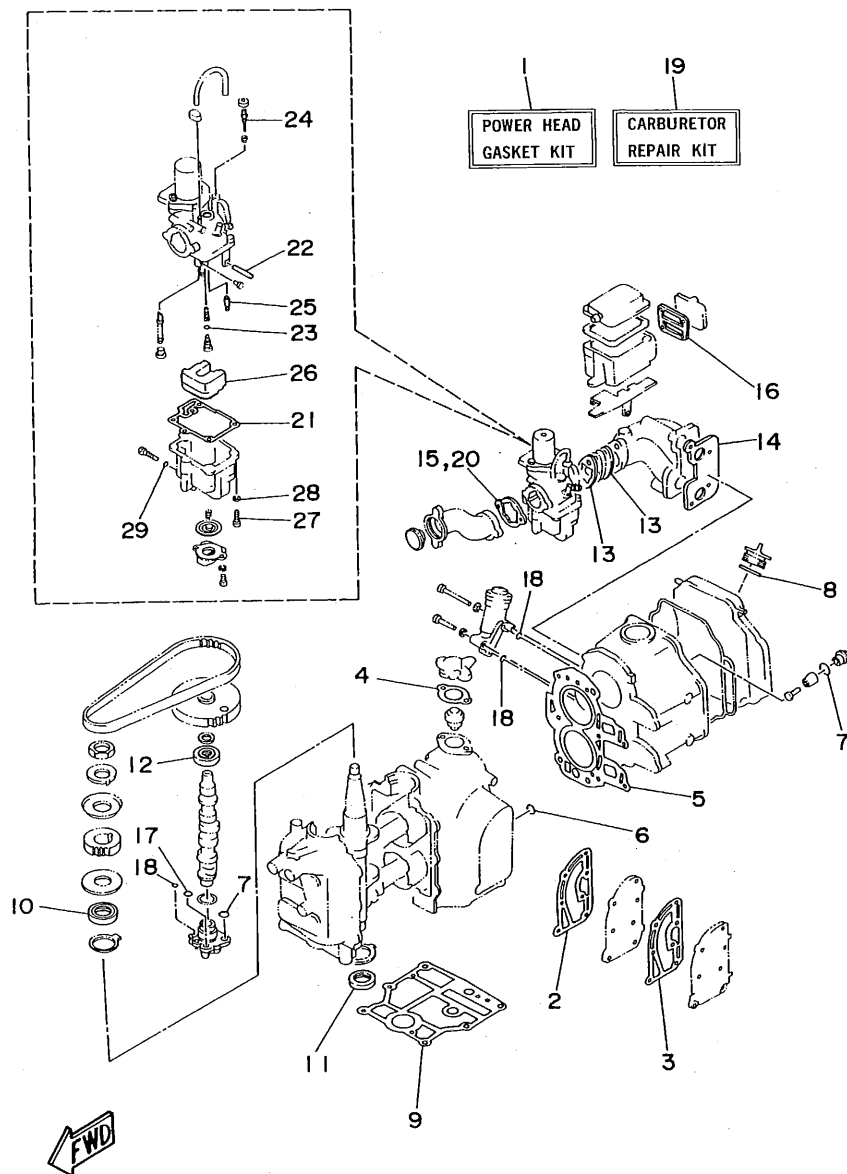


FIG. 24 REPAIR KIT 1

KITS DE REPARATION 1

REF. NO.	PART NO. NO. PIECES	DESCRIPTION DESCRIPTION	Q'TY QTE	REMARKS REMARQUES
1	6G8-W0001-A3	POWER HEAD GASKET KIT POCHETTE DE JOINTS TETE MOTRICE	1	
2	6G8-41112-02	.GASKET, EXHAUST INNER COVER .JOINT, PLAQUE D'ECHAPPEMENT	1	
3	6G8-41114-00	.GASKET, EXHAUST OUTER COVER .JOINT, COUVERCLE D'ECHAPPEMEN	1	
4	6G8-12414-A0	.GASKET, COVER .JOINT, COUVERCLE	1	
5	6G8-11181-A1	.GASKET, CYLINDER HEAD 1 .JOINT, DE CULASSE 1	1	
6	93210-11M59	.O-RING .JOINT TORIQUE	1	
7	93210-13M63	.O-RING .JOINT TORIQUE	2	
8	93210-25070	.O-RING .JOINT TORIQUE	1	
9	6G8-11351-A0	.GASKET, CYLINDER .JOINT, D'EMBASE	1	
10	93102-30M22	.OIL SEAL .JOINT SPY	1	
11	93101-25M24	.OIL SEAL .JOINT SPY	1	
12	93102-18M21	.OIL SEAL .JOINT SPY	1	
13	6G8-13646-A0	.GASKET, MANIFOLD 2 .JOINT, TUBULURE 2	2	
14	6G8-13645-00	.GASKET, MANIFOLD 1 .JOINT, TUBULURE 1	1	
15	6G8-14198-A0	.GASKET .JOINT	1	
16	6G8-15374-00	.GASKET, BREATHER .JOINT, RENIFLARD	1	
17	93210-10M61	.O-RING .JOINT TORIQUE	1	
18	93210-09M01	.O-RING .JOINT TORIQUE	1	
19	6G8-W0093-03	CARBURETOR REPAIR KIT KIT DE REPARATION CARBURATEUR	1	
20	6G8-14198-A0	.GASKET .JOINT	1	
21	6G8-14384-01	.GASKET, FLOAT CHAMBER .JOINT, CUVE DE FLOTTEUR	1	
22	647-14386-10	.PIN, FLOAT .AXE, FLOTTEUR	1	
23	654-14198-00	.GASKET .JOINT	1	
24	6G8-14323-00	.SCREW, AIR ADJUSTING .VIS DE DOSEUR D'AIR	1	
25	6G8-14392-00	.VALVE, NEEDLE .POINTEAU	1	
26	6G8-14385-00	.FLOAT .FLOTTEUR	1	
27	98580-04016	.SCREW, PAN HEAD .VIS	4	
28	92990-04100	.WASHER, SPRING .RONDELLE, GROWER	4	

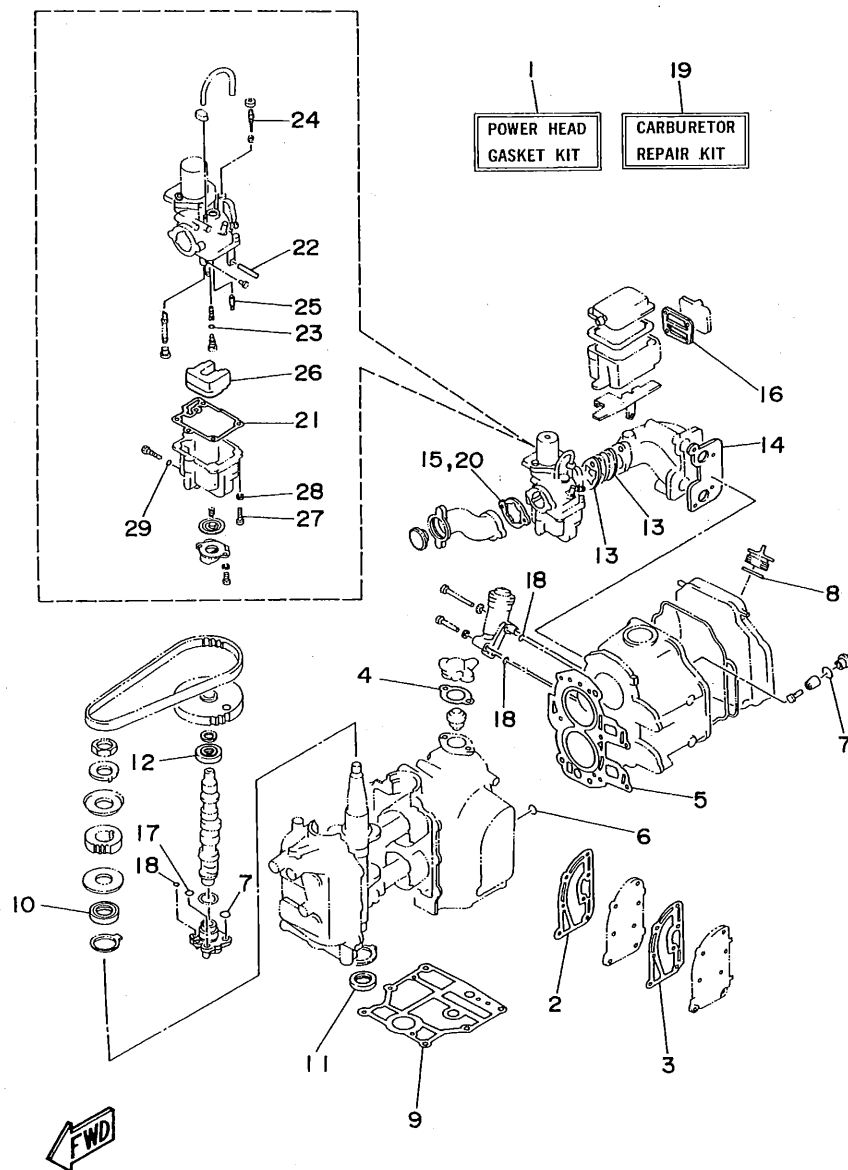


FIG. 24 REPAIR KIT 1

KITS DE REPARATION 1

REF. NO.	PART NO. NO. PIECES	DESCRIPTION DESCRIPTION	Q'TY QTE	REMARKS REMARQUES
29	5Y1-14397-00	.O-RING .JOINT TORIQUE	1	

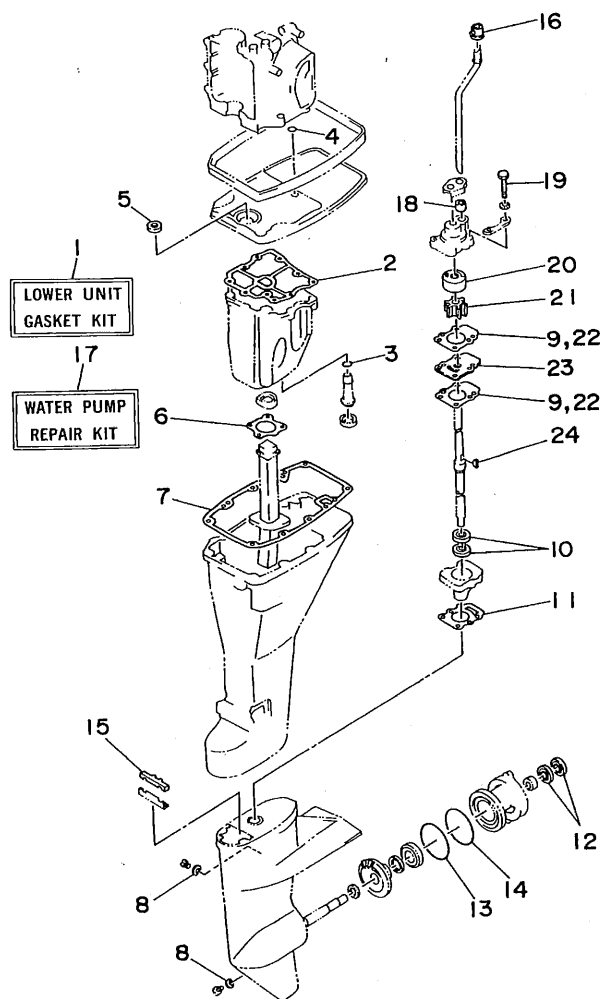


FIG. 25 REPAIR KIT 2

KITS DE PEPARATION 2

REF. NO.	PART NO. NO. PIECES	DESCRIPTION DESCRIPTION	Q'TY QTE	REMARKS REMARQUES
1	668-W0001-C4	LOWER UNIT GASKET KIT POCHETTE DE JOINTS EMBASE	1	
2	668-15312-A1	.GASKET, OIL PAN .JOINT DE VENTILATEUR D'HUILE	1	
3	93210-16M64	.O-RING .JOINT TORIQUE	1	
4	93210-08M60	.O-RING .JOINT TORIQUE	1	
5	93101-13M27	.OIL SEAL .JOINT SPY	1	
6	668-41133-A0	.GASKET, EXHAUST MANIFOLD 1 .JOINT, PIPE D'ECHAPPEMENT	1	
7	668-45113-A1	.GASKET, UPPER CASING .JOINT, TUBE D'ARBRE	1	
8	90430-08020	.GASKET .JOINT	3	
9	682-44315-A0	.GASKET, WATER PUMP .JOINT, POMPE A EAU	2	
10	93101-20048	.OIL SEAL .JOINT SPY	2	
11	668-45315-A0	.PACKING, LOWER CASING .JOINT, BOITIER D'HELICE	1	
12	93101-17054	.OIL SEAL .JOINT SPY	2	
13	93210-74M68	.O-RING .JOINT TORIQUE	1	
14	93210-74316	.O-RING .JOINT TORIQUE	1	
15	682-45375-01	.DAMPER, SEAL .BOURRELET, CAOUTCHOUC	1	
16	626-44365-01	.DAMPER, WATER SEAL .JOINT, TUBE D'EAU	1	
17	682-W0078-A2	WATER PUMP REPAIR KIT KIT DE REPARATION DE LA POMPE	1	
18	682-44365-00	.DAMPER, WATER SEAL .JOINT, TUBE D'EAU	1	
19	97095-06045	.BOLT .BOULON	4	
20	682-44322-00	.INSERT, CARTRIDGE .CUVETTE	1	
21	682-44352-01	.IMPELLER .TURBINE	1	
22	682-44315-A0	.GASKET, WATER PUMP .JOINT, POMPE A EAU	2	
23	682-44323-00	.OUTER PLATE, CARTRIDGE .PLAQUE EXTERIEURE	1	
24	90280-03024	.KEY, WOODRUFF .CLAVETTE, DEMI-LUNE	1	

F8B (6J7)

F9.9B (6G9)

**F8B
F9.9B**

FOREWORD

This Parts Catalogue is related to the parts for the model(s) in the below frame. When you are ordering replacement parts, please refer to this Parts Catalogue and quote both part numbers and part names correctly.

F8B'97(6J7), F9.9B'97(6G9)

1. Modifications or additions which have been made after issue of the Parts Catalogue will be announced in the Yamaha Parts News.
It is advisable that you make necessary corrections to the Parts Catalogue according to the Yamaha Parts News.

2. Abbreviations

The following abbreviations are used in this Parts Catalogue.

"UR"	Use specified parts number.	"M"	Manual start model
"UN"	Use as many as needed.	"E"	Electric start model
"AP"	Alternate Parts	"PTT"	Power Trim & Tilt model
"LM"	Local Made	"H/T"	Hydro Tilt model
	(Parts need to be ordered locally)	"M/T"	Manual Tilt model
"O/S"	Over Size	"T.H/D"	Tiller Handle model

3. Parts, which are to be supplied in an assembly, are listed with a dot (.) in front of the part name as shown below.

EXAMPLE

CARBURETOR ASSY
. JET, PILOT
. NOZZLE, MAIN

4. Number of component for assembly

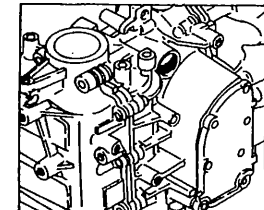
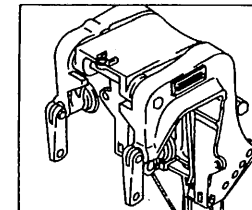
The numeral appearing to the right of each component part indicates the quantity of parts for each assembly unit.

EXAMPLE

PART NO.	DESCRIPTION	Q'TY	REMARKS
6E0-85500-70	C.D.I. MAGNETO ASSY	1	
6E0-85550-70	. ROTOR ASSY	1	
6E0-15723-00-94	.. PULLY, STARTER	1	

5. Applicable Serial No. and Color Code

Engine Serial No.	F8BM	S : 000431	~
		L : 301566	~
	F8BE	S : 100296	~
		L : 400883	~
	F8BEM	S : 200153	~
		L : 500766	~
	F9.9BM	S : 009917	~
		L : 307732	~
	F9.9BE	S : 101360	~
		L : 401919	~
	F9.9BEM	S : 200346	~
		L : 500424	~



Color Code	Color Name	Abbreviation
4D	DARK BLuish GRAY METALLIC 2	DBNM2

6. Note that the illustrations are for reference in finding parts numbers, not to be used for assembling. When assembling, please use the applicable service manual.

AVANT-PROPOS

Ce Catalogue de pièces détachées concerne les pièces pour le(s) modèle(s) indiqué(s) dans le cadre ci-dessous. Lorsque vous commandez des pièces de rechange, veuillez vous référer à ce catalogue de pièces détachées et indiquer clairement les numéros et les noms des pièces détachées.

F8B'97(6J7), F9.9B'97(6G9)

1. Les modifications ou ajouts ayant été effectués après la parution du catalogue de pièces détachées seront décrits dans les Bulletins d'information Yamaha concernant les pièces détachées.
Il est recommandé que vous apportiez les corrections nécessaires au catalogue des pièces détachées en vous référant aux Bulletins d'information Yamaha.

2. Abréviations

Dans ce catalogue, les abréviations suivantes sont utilisées:

"UR"	Utiliser le numéro des pièces.
"UN"	Utiliser autant que nécessaire.
"AP"	Pièces de substitution
"OS"	Cote Réparation
"LM"	Fabrication locale (les pièces doivent être commandées localement.)
"M"	Modèle à démarrage manuel
"E"	Modèle à démarrage électrique
"PTT"	Modèle à assiette et relevage assistés
"H/T"	Modèle à relevage hydraulique
"M/T"	Modèle à relevage manuel
"T.H/D"	Modèle à commande par barre franche

3. Dans ce catalogue, les pièces qui sont fournies dans un ensemble sont précédées d'un point (.) de la manière indiquée ci-dessous.

EXEMPLE ENS CARBURATEUR
 . GICLEUR, ralenti
 . PUIXS D'AIGUILLE

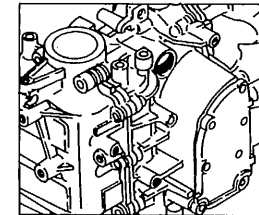
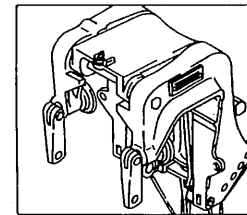
4. Nombre de pièces composant un ensemble

Le chiffre apparaissant à la droite de chaque description indique la quantité de pièces pour chaque ensemble de pièces.

Référence	Description	Qté	Remarques
6E0-85500-70	MAGNETO C.D.I CPLT	1	
6E0-85550-70	. ROTOR CPLT	1	
6E0-15723-00-94	. . POULIE DE DEMARREUR	1	

5. Applications No de série et code couleur correspondants

No de série du moteur	F8BM	S : 000431	~
		L : 301566	~
	F8BE	S : 100296	~
		L : 400883	~
	F8BEM	S : 200153	~
		L : 500766	~
	F9.9BM	S : 009917	~
		L : 307732	~
	F9.9BE	S : 101360	~
		L : 401919	~
	F9.9BEM	S : 200346	~
		L : 500424	~



Code couleur	Nom de couleur	Abréviation
4D	DARK BLuish GRAY METALLIC 2	DBNM2

6. Veuillez noter que les illustrations sont indiquées pour référence pour trouver les numéros de pièces, non pour être utilisées lors de l'assemblage. Lors de l'assemblage, veuillez utiliser le manuel d'entretien adéquat.

CONTENTS

Sheet 1/2 (Fig. 1 to Fig. 22)

FIG. 1	CYLINDER. CRANKCASE	A6, A7
FIG. 2	CRANKSHAFT. PISTON	B1
FIG. 3	VALVE	B2
FIG. 4	INTAKE	B3, B4
FIG. 5	CARBURETOR	B5, B6
FIG. 6	OIL PUMP	B7
FIG. 7	OIL PAN	C1
FIG. 8	STARTER	C2, C3
FIG. 9	FUEL	C4
FIG. 10	TOP COWLING	C5
FIG. 11	BOTTOM COWLING	C6, C7
FIG. 12	BRACKET 1	D1~D3
FIG. 13	BRACKET 2	D4
FIG. 14	STEERING (F8BM/F8BEM/F9.9BM/F9.9BEM)	D5, D6
FIG. 15	CONTROL	D7, E1
FIG. 16	UPPER CASING	E2, E3
FIG. 17	LOWER CASING. DRIVE 1	E4~E6
FIG. 18	LOWER CASING. DRIVE 2	E7, F1
FIG. 19	GENERATOR	F2
FIG. 20	STARTING MOTOR (F8BE/F8BEM/F9.9BE/F9.9BEM)	F3
FIG. 21	ELECTRICAL 1	F4, F5
FIG. 22	ELECTRICAL 2 (F8BEM/F9.9BEM)	F6, F7

NUMERICAL INDEX

Sheet 2/2 (Fig. 23 to Fig. 25)

FIG. 23	ELECTRICAL 3 (F8BE/F9.9BE)	A6, A7
FIG. 24	REPAIR KIT 1	B1, B2
FIG. 25	REPAIR KIT 2	B3, B4

NUMERICAL INDEX

TABLE DES MATIERES

Feuille 1/2 (Fig. 1 ~ Fig. 22)

FIG. 1	CYLINDRE. CARTER	A6, A7
FIG. 2	VILEBREQUIN. PISTON	B1
FIG. 3	SOUPAPE	B2
FIG. 4	ADMISSION	B3, B4
FIG. 5	CARBURATEUR	B5, B6
FIG. 6	POMPE A HUILE	B7
FIG. 7	VENTILATEUR D'HUILE	C1
FIG. 8	DEMARREUR	C2, C3
FIG. 9	CARBURANT	C4
FIG. 10	CAPOT SUPERIEUR	C5
FIG. 11	CAPOT INFERIEUR	C6, C7
FIG. 12	SUPPORT 1	D1~D3
FIG. 13	SUPPORT 2	D4
FIG. 14	DIRECTION (F8BM/F8BEM/F9.9BM/F9.9BEM)	D5, D6
FIG. 15	COMMANDE	D7, E1
FIG. 16	FOURREAU	E2, E3
FIG. 17	BOITIER D'HELICE, TRANSMISSION 1	E4~E6
FIG. 18	BOITIER D'HELICE, TRANSMISSION 2	E7, F1
FIG. 19	GENERATRICE	F2
FIG. 20	DEMARREUR ELECTRIQUE (F8BE/F8BEM/F9.9BE/F9.9BEM)	F3
FIG. 21	PARTIE ELECTRIQUE 1	F4, F5
FIG. 22	PARTIE ELECTRIQUE 2 (F8BEM/F9.9BEM)	F6, F7

INDEX NUMERIQUE

Feuille 2/2 (Fig. 23 ~ Fig. 25)

FIG. 23	PARTIE ELECTRIQUE 3 (F8BE/F9.9BE)	A6, A7
FIG. 24	KITS DE REPARATION 1	B1, B2
FIG. 25	KITS DE REPARATION 2	B3, B4

INDEX NUMERIQUE

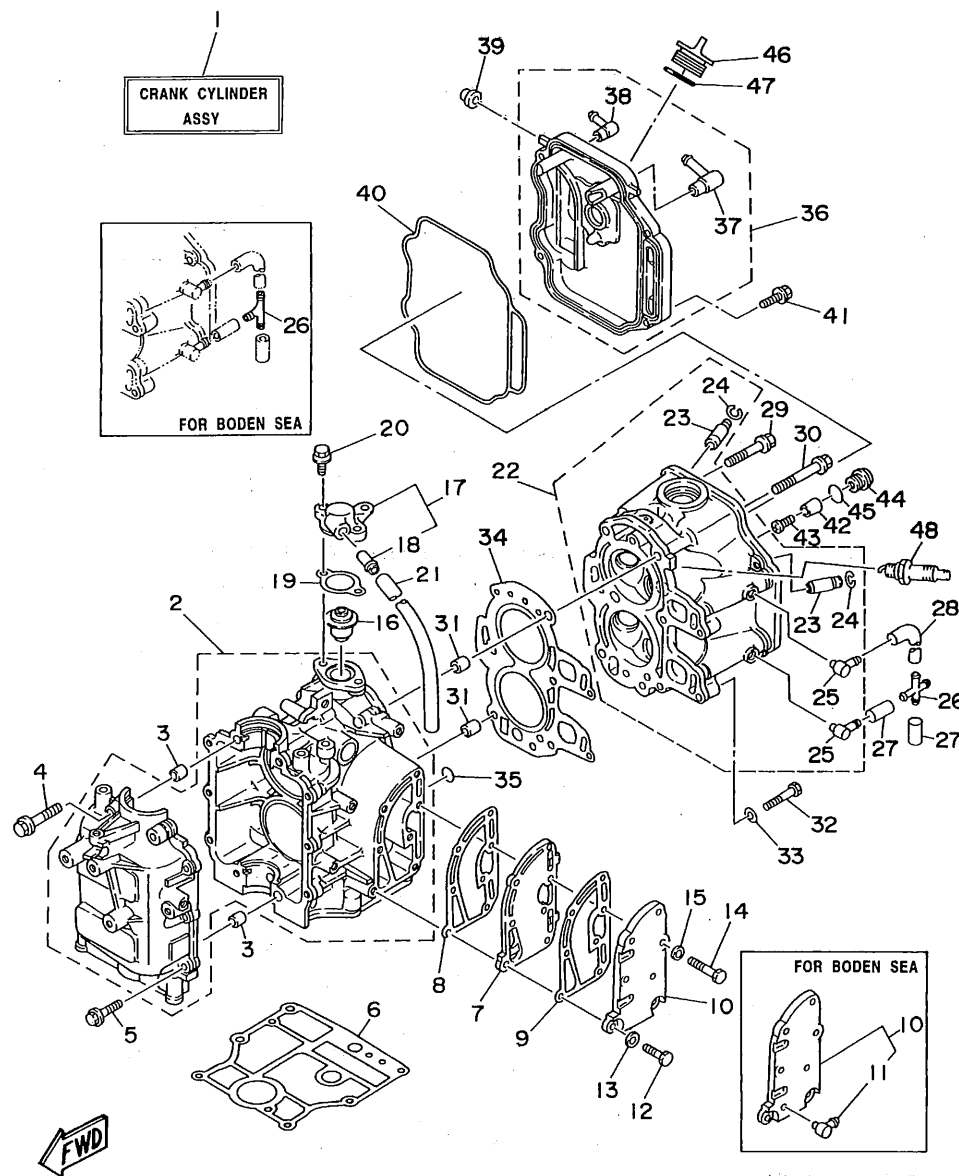


FIG. 1 CYLINDER. CRANKCASE

CYLINDRE. CARTER

REF. NO.	PART NO. NO. PIECES	DESCRIPTION DESCRIPTION	Q'TY QTE	REMARKS REMARQUES
1	6G8-W0090-33-40	CRANK CYLINDER ASSY EMBIELLAGE CYLINDRE (ENS.) (REF.NO. 2 ~ 5, 7 ~ 47, FIG. 2, REF.NO. 1 ~ 12, FIG. 3, REF.NO. 1 ~ 16)	1	
2	6G8-15100-05-94	CRANKCASE ASSY CARTER DE MOTEUR COMPLET	1	
3	99510-10114	PIN, DOWEL GOUJON, D'ASSEMBLAGE	2	
4	90119-08M18	BOLT, WITH WASHER BOULON, AVEC RONDELLE	4	
5	90119-06M12	BOLT, WITH WASHER BOULON, AVEC RONDELLE	6	
6	6G8-11351-A0	GASKET, CYLINDER JOINT, D'EMBASE	1	
7	6G8-41111-02-9M	INNER COVER, EXHAUST PLAQUE, ECHAPPEMENT	1	
8	6G8-41112-02	GASKET, EXHAUST INNER COVER JOINT, PLAQUE D'ECHAPPEMENT	1	
9	6G8-41114-00	GASKET, EXHAUST OUTER COVER JOINT, COUVERCLE D'ECHAPPEMENT	1	
10	6G8-41113-10-9M	OUTER COVER, EXHAUST COUVERCLE, ECHAPPEMENT	1	UR STD
	6G8-41113-02-9M	OUTER COVER, EXHAUST COUVERCLE, ECHAPPEMENT	1	UR FOR BODEN SEA
11	676-11372-00	.NIPPLE, HOSE .RACCORD, TUYAU	1	FOR BODEN SEA
12	97095-06025	BOLT BOULON	2	
13	92990-06600	WASHER, PLATE RONDELLE, PLATE	2	
14	97095-06030	BOLT BOULON	5	
15	92990-06600	WASHER, PLATE RONDELLE, PLATE	5	
16	6G8-12411-02	THERMOSTAT THERMOSTAT	1	
17	6G8-12413-00-9M	COVER, THERMOSTAT COUVERCLE, THERMOSTAT	1	
18	6E5-24377-00	.PIPE, JOINT 3 .DURITE, RACCORDEMENT 3	1	
19	6G8-12414-A0	GASKET, COVER JOINT, COUVERCLE	1	
20	97595-06520	BOLT, WITH WASHER VIS HEXAGONAL	2	
21	90445-11M66	HOSE DURITE	1	
22	6G8-11111-03-94	HEAD, CYLINDER 1 CULASSE	1	
23	6G8-11133-10	.GUIDE, INTAKE VALVE .GUIDE, SOUP D'ADM	4	
24	93450-09M01	.CIRCLIP .CIRCLIP	4	
25	676-11372-00	.NIPPLE, HOSE .RACCORD, TUYAU	2	

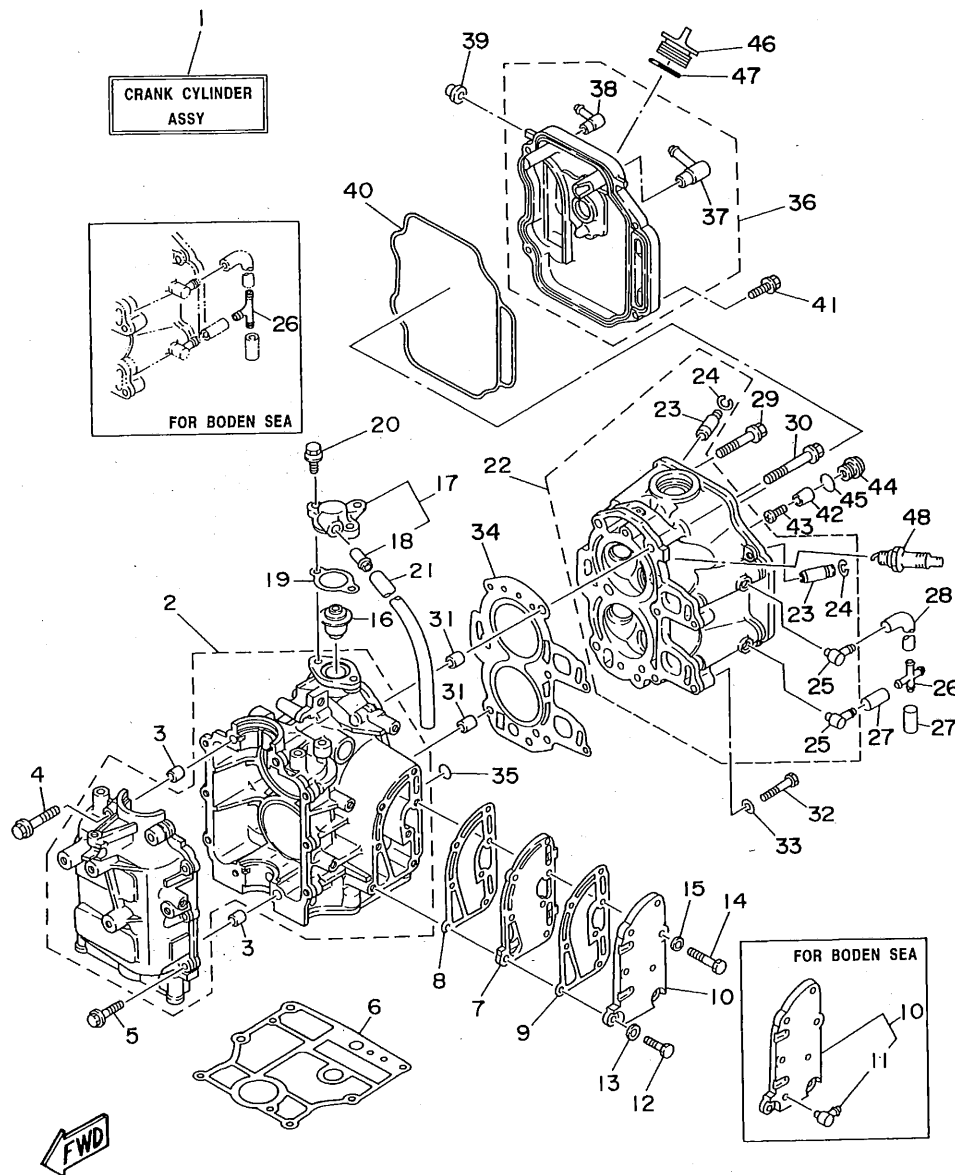


FIG. 1 CYLINDER. CRANKCASE

CYLINDRE. CARTER

REF. NO.	PART NO. NO. PIECES	DESCRIPTION DESCRIPTION	Q'TY QTE	REMARKS REMARQUES
26	6G9-24379-00	PIPE, JOINT 4	1	UR STD
	688-24378-00	DURITE, RACCORDEMENT 4	1	UR FOR BODEN SEA
27	90445-09078	PIPE, JOINT 4	2	
28	6G8-12481-01	DURITE, RACCORDEMENT 4	1	
29	90105-08M37	HOSE	3	
30	90105-08M36	DURITE	3	
31	99510-10114	PIPE 1	2	
32	97014-06035	DURITE 1	2	
33	92990-06600	BOLT, WASHER BASED	2	
34	6G8-11181-A1	BOULON, AVEC RONDELLE	1	
35	93210-11M59	BOLT, WASHER BASED	1	
36	6G8-11191-01-94	BOULON, AVEC RONDELLE	1	
37	6G8-15373-00	PIN, DOWEL	1	
38	676-11372-00	GOUJON, D'ASSEMBLAGE	1	
39	6G8-81336-00	BOLT	2	
40	668-11356-00	BOULON	1	
41	97595-06520	WASHER, PLATE	4	
42	6G8-11325-00	RONDELLE, PLATE	1	
43	98580-05525	GASKET, CYLINDER HEAD 1	1	
44	6G8-11197-00	JOINT, DE CULASSE 1	1	
45	93210-13M63	O-RING	1	
46	6G8-15363-00	JOINT TORIQUE	1	
47	93210-25070	COVER, CYLINDER HEAD 1	1	
48	94701-00282	COUVERCLE, CULASSE 1	2	UR F9.9B
	94701-00300	.PIPE, BREATHER	2	UR F8B
		.DURITE DE RENIFLARD		
		.NIPPLE, HOSE		
		.RACCORD, TUYAU		
		GROMMET		
		OEUillet CAOUTCHOUC		
		SEAL, CYLINDER 2		
		JOINT, SPY CYLINDRE		
		BOLT, WITH WASHER		
		VIS HEXAGONAL		
		ANODE		
		ANODE		
		SCREW, PAN HEAD		
		VIS		
		PLUG, BLIND		
		PLOT, BORGNE		
		O-RING		
		JOINT TORIQUE		
		PLUG, OIL		
		PLOT, HUILE		
		O-RING		
		JOINT TORIQUE		
		PLUG, SPARK (NGK CR6HS)		
		BOUGIE (NGK CR6HS)		
		PLUG, SPARK (NGK CR5HS)		
		BOUGIE (NGK CR5HS)		

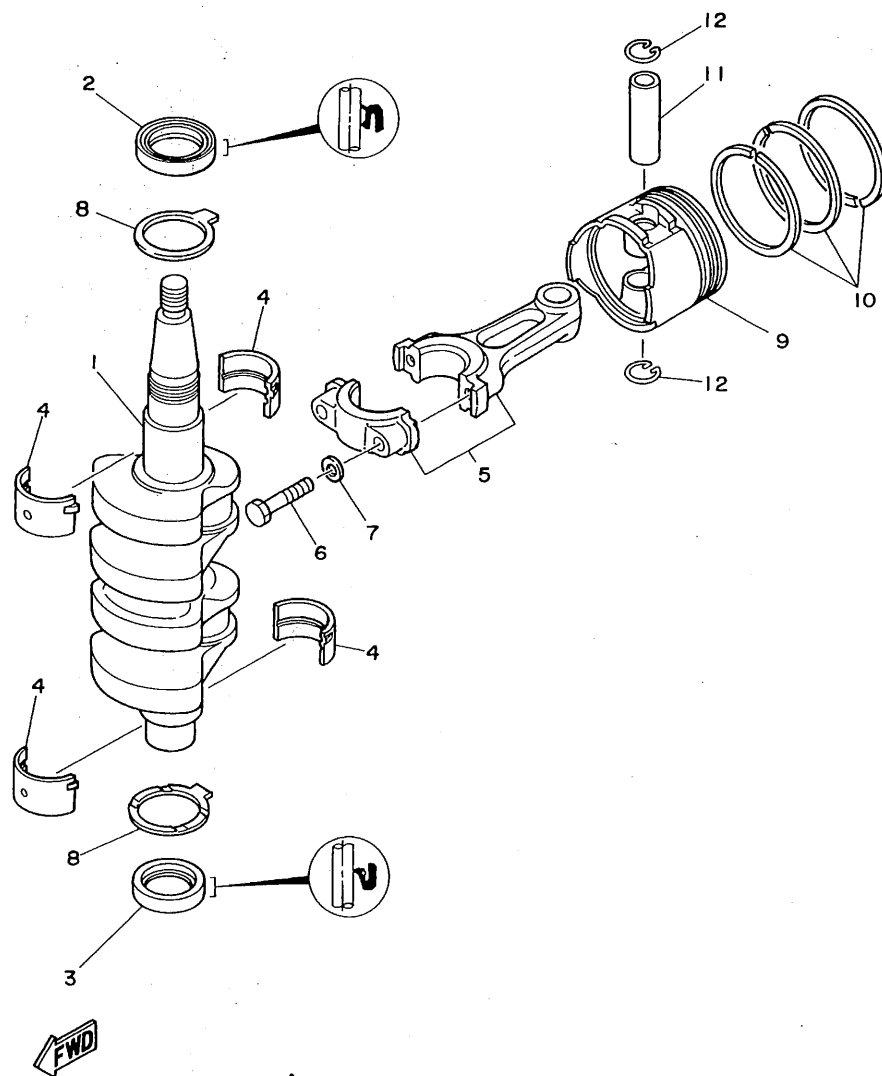


FIG. 2 CRANKSHAFT. PISTON

VILEBREQUIN. PISTON

REF. NO.	PART NO. NO. PIECES	DESCRIPTION DESCRIPTION	Q'TY QTE	REMARKS REMARQUES
1	6G8-11411-04	CRANKSHAFT VILEBREQUIN COMPLET	1	
2	93102-30M22	OIL SEAL JOINT SPY	1	
3	93101-25M24	OIL SEAL JOINT SPY	1	
4	6G8-11416-00	PLANE BEARING, CRANKSHAFT 1	4	UR BROWN
	6G8-11416-10	COUSSINET DE VILEBREQUIN PLANE BEARING, CRANKSHAFT 1	4	UR BLACK
	6G8-11416-20	COUSSINET DE VILEBREQUIN PLANE BEARING, CRANKSHAFT 1	4	UR BLUE
5	6G8-11650-03	CONNECTING ROD ASSY BIELLE COMPLETE	2	
6	6G8-11654-00	BOLT, CONNECTING ROD BOULON, BIELLE	4	
7	90201-06M00	WASHER, PLATE RONDELLE, PLATE	4	
8	6G8-11426-00	PLANE BEARING, CRANKSHAFT 1 COUSSINET, VILEBREQUIN 1	2	
9	6G8-11631-03-96	PISTON (STD) PISTON (STD)	2	
	6G8-11635-03	PISTON (0.25MM O/S)	2	AP
	6G8-11636-03	PISTON (0.25MM O/S) PISTON (0.50MM O/S)	2	AP
10	6G8-11610-02	PISTON RING SET (STD) JEU DE SEGMENTS (STD)	2	
	6G8-11610-12	PISTON RING SET (0.25MM O/S) JEU DE SEGMENTS (0.25MM O/S)	2	AP
	6G8-11610-22	PISTON RING SET (0.50MM O/S) JEU DE SEGMENTS (0.50MM O/S)	2	AP
11	634-11633-00	PIN, PISTON AXE, PISTON	2	
12	93450-15023	CIRCLIP CIRCLIP	4	

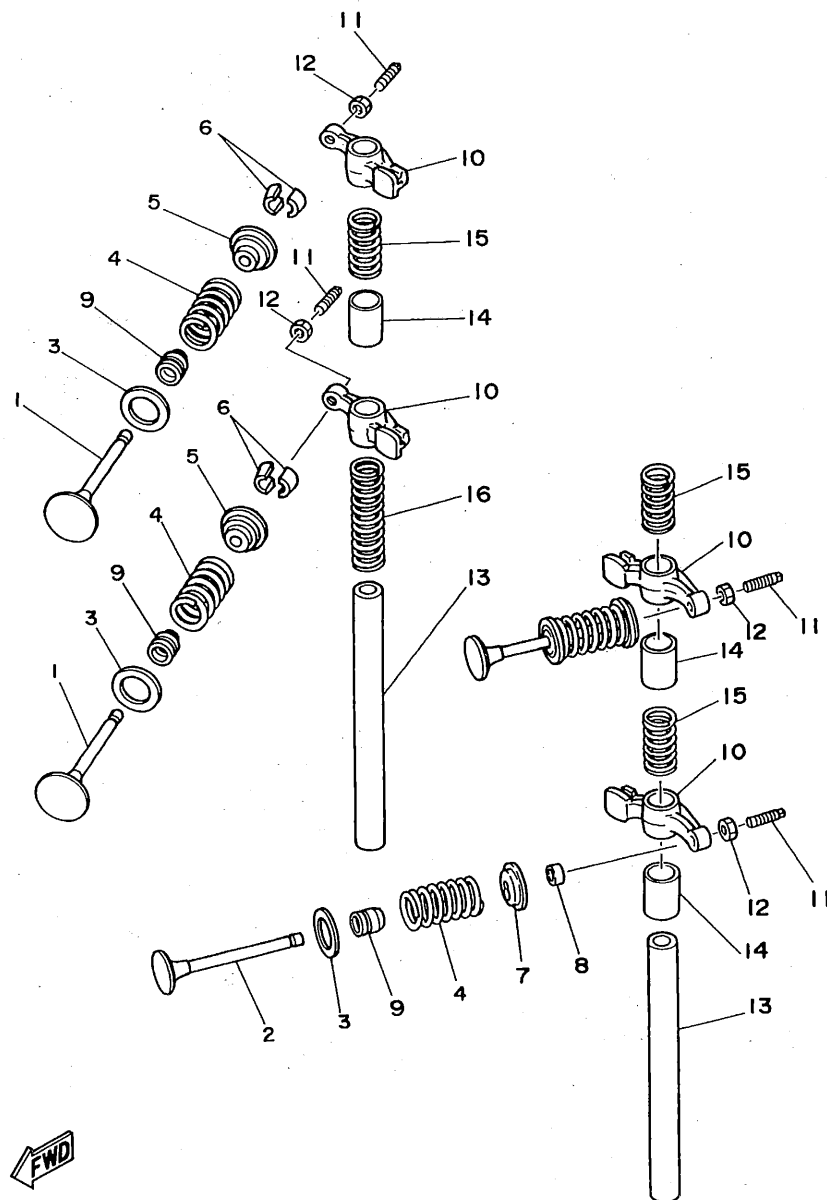


FIG. 3 VALVE

SOUPAPE

REF. NO.	PART NO. NO. PIECES	DESCRIPTION DESCRIPTION	Q'TY QTE	REMARKS REMARQUES
1	668-12111-00	VALVE, INTAKE SOUPAPE, ADMISSION	2	
2	668-12121-01	VALVE, EXHAUST SOUPAPE, ECHAPPEMENT	2	
3	668-12116-00	SEAT, VALVE SPRING SIEGE, RESSORT DE SOUPAPE	4	
4	668-12113-00	SPRING, VALVE INNER RESSORT DE SOUPAPE, INTERNE	4	
5	668-12117-00	RETAINER, VALVE SPRING BUTEE DE RESSORT DE SOUPAPA	2	
6	30X-12118-00	COTTER, VALVE FRAISE, SOUPAPE	4	
7	668-12117-10	RETAINER, VALVE SPRING BUTEE DE RESSORT DE SOUPAPA	2	
8	668-12153-00	LIFTER, VALVE LEVE-SOUPAPE	2	
9	51Y-12119-00	SEAL, VALVE STEM JOINT, QUEUE DE SOUPAPE	4	
10	668-12151-00	ARM, VALVE ROCKER CULBUTEUR	4	
11	668-12159-00	SCREW, VALVE ADJUSTING VIS, REGLAGE DE SOUPAPE	4	
12	668-12158-00	NUT, LOCK CONTRE-ECROU	4	
13	668-12146-00	SHAFT, ROCKER AXE, CULBUTEUR	2	
14	90387-13M56	COLLAR COLLERETTE	3	
15	90501-12M40	SPRING, COMPRESSION RESSORT, COMPRESSION	3	
16	90501-12M41	SPRING, COMPRESSION RESSORT, COMPRESSION	1	

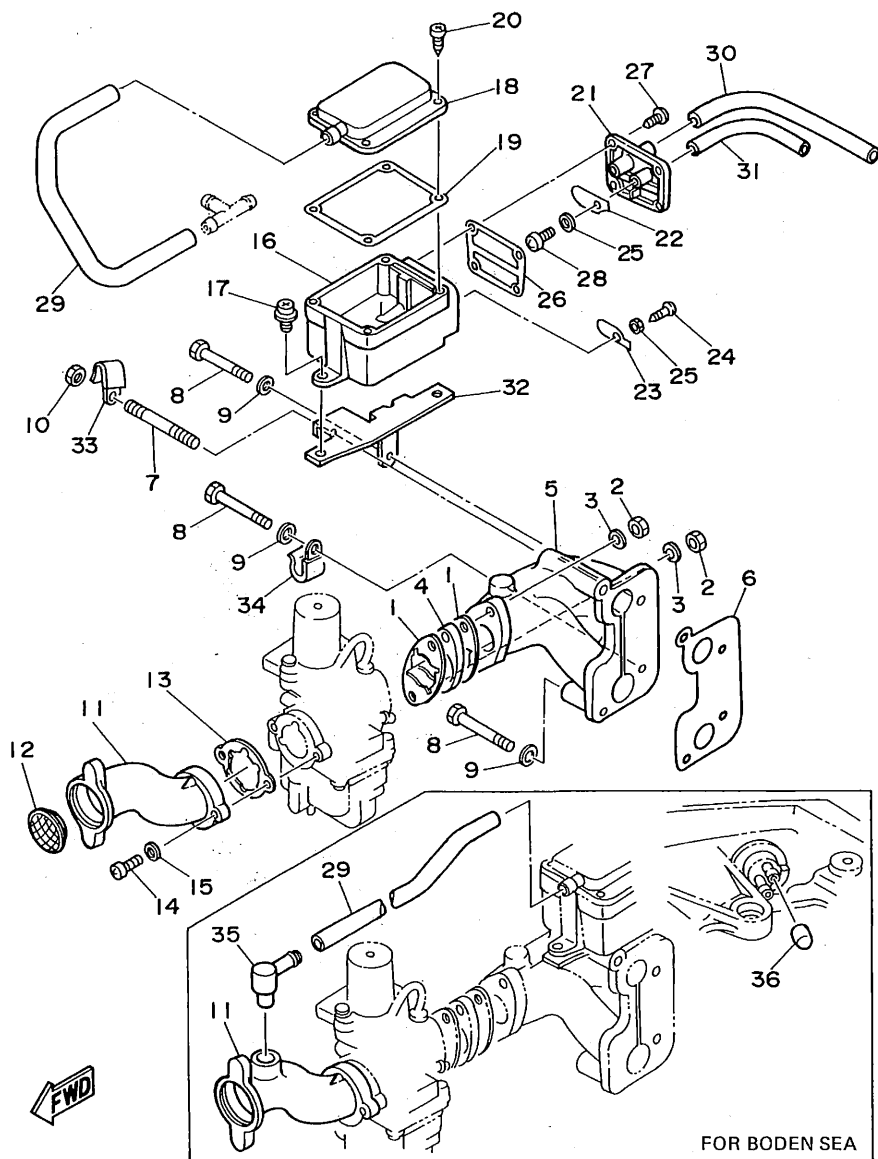


FIG. 4 INTAKE

ADMISSION

REF. NO.	PART NO. NO. PIECES	DESCRIPTION DESCRIPTION	Q'TY QTE	REMARKS REMARQUES
1	668-13646-A0	GASKET, MANIFOLD 2	2	
2	95380-06700	JOINT, TUBULURE 2		
2		NUT	2	
3	92990-06600	ECROU		
3		WASHER, PLATE	2	
4	668-13647-00	RONDELLE, PLATE		
4		GASKET, MANIFOLD 3	1	
5	668-13641-01-94	JOINT, TUBULURE 3		
5		MANIFOLD 1	1	
6	668-13645-00	TUBULURE 1		
6		GASKET, MANIFOLD 1	1	
7	90116-06M15	JOINT, TUBULURE 1		
7		BOLT, STUD	1	
8	97095-06045	GOUJON		
8		BOLT	3	
9	92990-06600	BOULON		
9		WASHER, PLATE	3	
10	95380-06700	RONDELLE, PLATE		
10		NUT	1	
11	668-14479-02-94	ECROU		
11		FUNNEL	1	UR STD
11	668-14479-10-94	AILLE		
11		FUNNEL	1	UR FOR BODEN SEA
12	668-14478-00	AILLE		
12		LOUVER	1	
13	668-14198-A0	VOLET		
13		GASKET	1	
14	98580-05016	JOINT		
14		SCREW, PAN HEAD	2	
15	92990-05600	VIS		
15		WASHER, PLATE	2	
16	668-15358-00	RONDELLE, PLATE		
16		SEPARATOR, OIL	1	
17	90159-06M05	SEPARATEUR, HUILE		
17		SCREW, WITH WASHER	2	
18	668-15368-00-94	VIS, AVEC RONDELLE		
18		SEPERATOR, OIL	1	
19	668-15369-00	SEPARATEUR, HUILE		
19		GASKET, OIL SEAL HOUSING	1	
20	97780-40112	JOINT SPY DE LOGEMENT		
20		SCREW, TAPPING	4	
21	668-15371-00-94	VIS, TETE BOMBEE		
21		BREATH	1	
22	668-15346-00	RENIFLARD		
22		BREATH	1	
23	668-15347-00	RENIFLARD 1		
23		BREATH	1	
24	97780-40112	RENIFLARD 2		
24		SCREW, TAPPING	1	
25	92990-04200	VIS, TETE BOMBEE		
25		WASHER, PLAIN	2	
26	668-15374-00	RONDELLE, PLATE		
26		GASKET, BREATH	1	
27	97780-40112	JOINT, RENIFLARD		
27		SCREW, TAPPING	4	
27		VIS, TETE BOMBEE		

B3

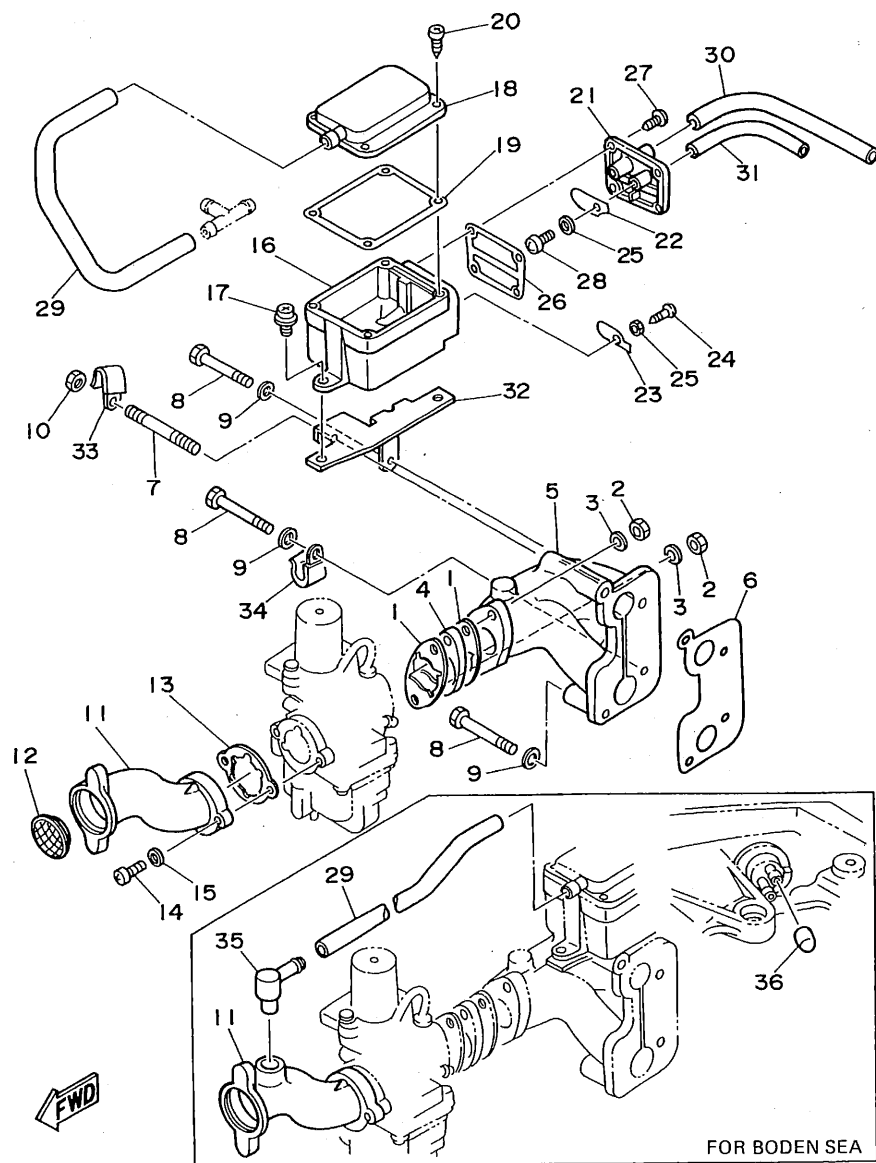


FIG. 4 INTAKE

ADMISSION

REF. NO.	PART NO. NO. PIECES	DESCRIPTION DESCRIPTION	Q'TY QTE	REMARKS REMARQUES
28	98507-04010	SCREW, PAN HEAD VIS, TETE TRONCONIQUE	1	
29	6G8-15393-00	PIPE, BREATHER 2 DURITE, RENIFLARD 2	1	UR STD
	6G8-15393-10	PIPE, BREATHER 2 DURITE, RENIFLARD 2	1	UR FOR BODEN SEA
30	90445-11M52	HOSE DURITE	1	
31	90445-09078	HOSE DURITE	1	
32	6G8-15376-00	HOLDER, GUIDE SUPPORT, GUIDE	1	
33	90465-08028	CLAMP BRIDE	1	
34	90465-08028	CLAMP BRIDE	1	
35	6G8-15373-00	PIPE, BREATHER DURITE DE RENIFLARD	1	FOR BODEN SEA
36	6G8-13448-00	CAP CAPUCHON	1	FOR BODEN SEA

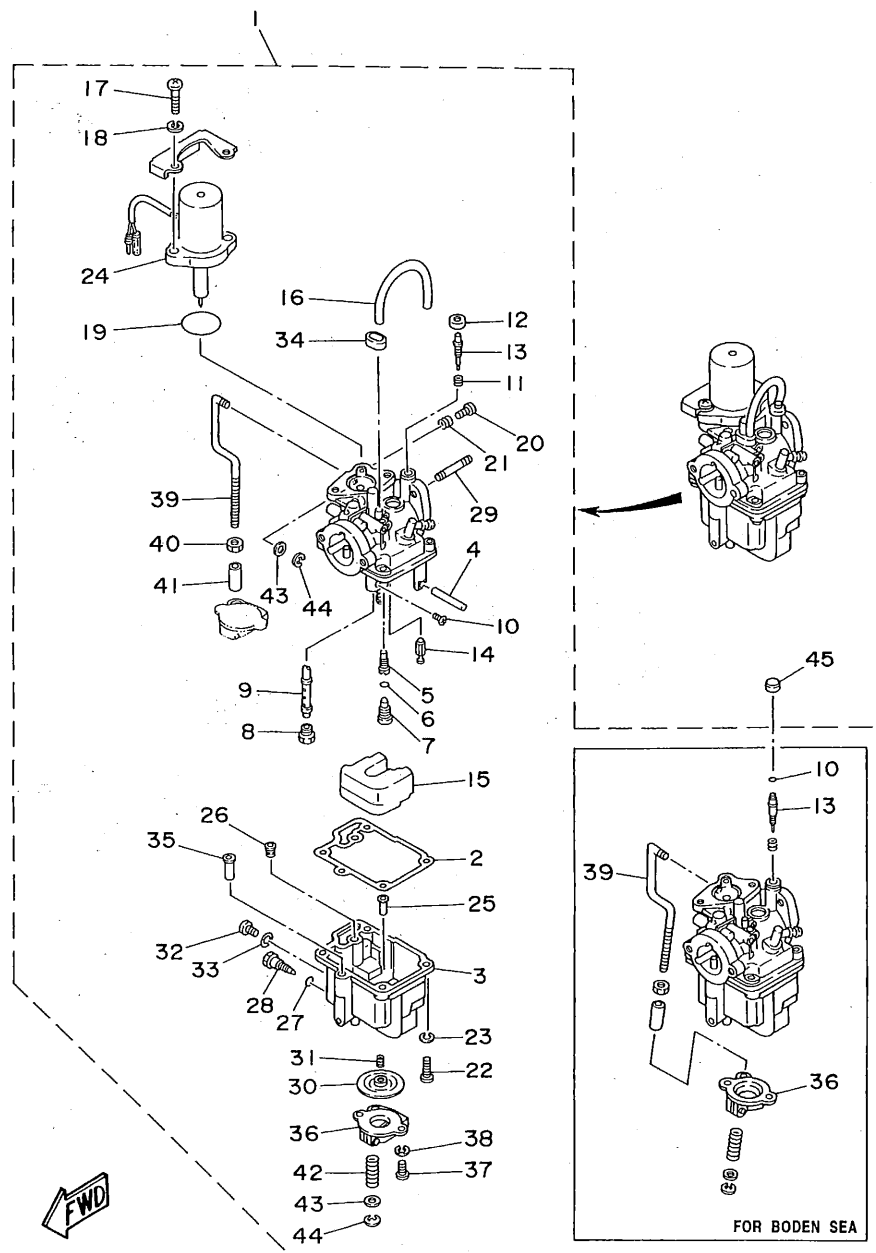


FIG. 5 CARBURETOR

CARBURETEUR

REF. NO.	PART NO. NO. PIECES	DESCRIPTION DESCRIPTION	Q'TY QTE	REMARKS REMARQUES
1	6G9-14301-05	CARBURETOR ASSY 1 (F9.9B)	1	UR STD
	6G9-14301-10	CARBURETEUR COMPLET 1 (F9.9B)	1	UR FOR BODEN SEA
	6J6-14301-06	CARBURETOR ASSY 1 (F8B)	1	UR STD
	6J7-14301-10	CARBURETEUR COMPLET 1 (F8B)	1	UR FOR BODEN SEA
2	6G8-14384-01	.GASKET, FLOAT CHAMBER	1	
3	6G8-14381-02	.JOINT, CUVE DE FLOTTEUR	1	
4	647-14386-10	.BODY, FLOAT CHAMBER	1	
		.CORPS, CUVE DE FLOTTEUR	1	
5	6G8-14342-24	.PIN, FLOAT	1	
		.AXE, FLOTTEUR	1	
6	654-14198-00	.JET, PILOT (# 48)	1	
		.GICLEUR, RALENTI (# 48)	1	
7	6G8-14345-00	.GASKET	1	
		.JOINT	1	
8	648-14343-43	.PLUG, MAIN NOZZLE	1	UR STD
		.PLOT, GICLEUR PRINCIPAL	1	
	648-14343-41	.JET, MAIN (# 86)	1	UR FOR BODEN SEA
		.GICLEUR, PRINCIPAL (# 86)	1	
		.JET, MAIN (# 82)	1	UR FOR BODEN SEA
		.GICLEUR, PRINCIPAL (# 82)	1	
9	6G8-14341-20	.NOZZLE, MAIN	1	UR STD
		.PUITS D'AIGUILLE	1	
	6G8-14341-30	.NOZZLE, MAIN	1	UR FOR BODEN SEA
		.PUITS D'AIGUILLE	1	
10	6G8-14216-00	.SCREW	1	UR STD
		.VIS	1	
	5H0-14397-00	.O-RING	1	UR FOR BODEN SEA
		.JOINT TORIQUE	1	
11	647-14334-00	.SPRING	1	
		.RESSORT	1	
12	6G8-14997-00	.SEAL	1	STD
		.DURITE	1	
13	6G8-14323-00	.SCREW, AIR ADJUSTING	1	UR STD
		.VIS DE DOSEUR D'AIR	1	
	6G8-14323-10	.SCREW, AIR ADJUSTING	1	UR FOR BODEN SEA
		.VIS DE DOSEUR D'AIR	1	
14	6G8-14392-00	.VALVE, NEEDLE	1	
15	6G8-14385-00	.POINTEAU	1	
		.FLOAT	1	
		.FLOTTEUR	1	
16	6G8-14197-01	.PIPE	1	
		.DURITE	1	
17	97880-06018	.SCREW, PAN HEAD	2	
		.VIS, TETE TRONCONIQUE	2	
18	92995-06100	.WASHER, SPRING	2	
		.RONDELLE, GROWER	2	
19	1HV-14147-00	.O-RING	1	
		.JOINT TORIQUE	1	
20	664-14321-01	.SCREW, THROTTLE	1	
		.VIS, ACCELERATEUR	1	
21	646-14212-00	.SPRING, PILOT ADJUSTING	1	
		.RESSORT, VIS DE RALENTI	1	

B5

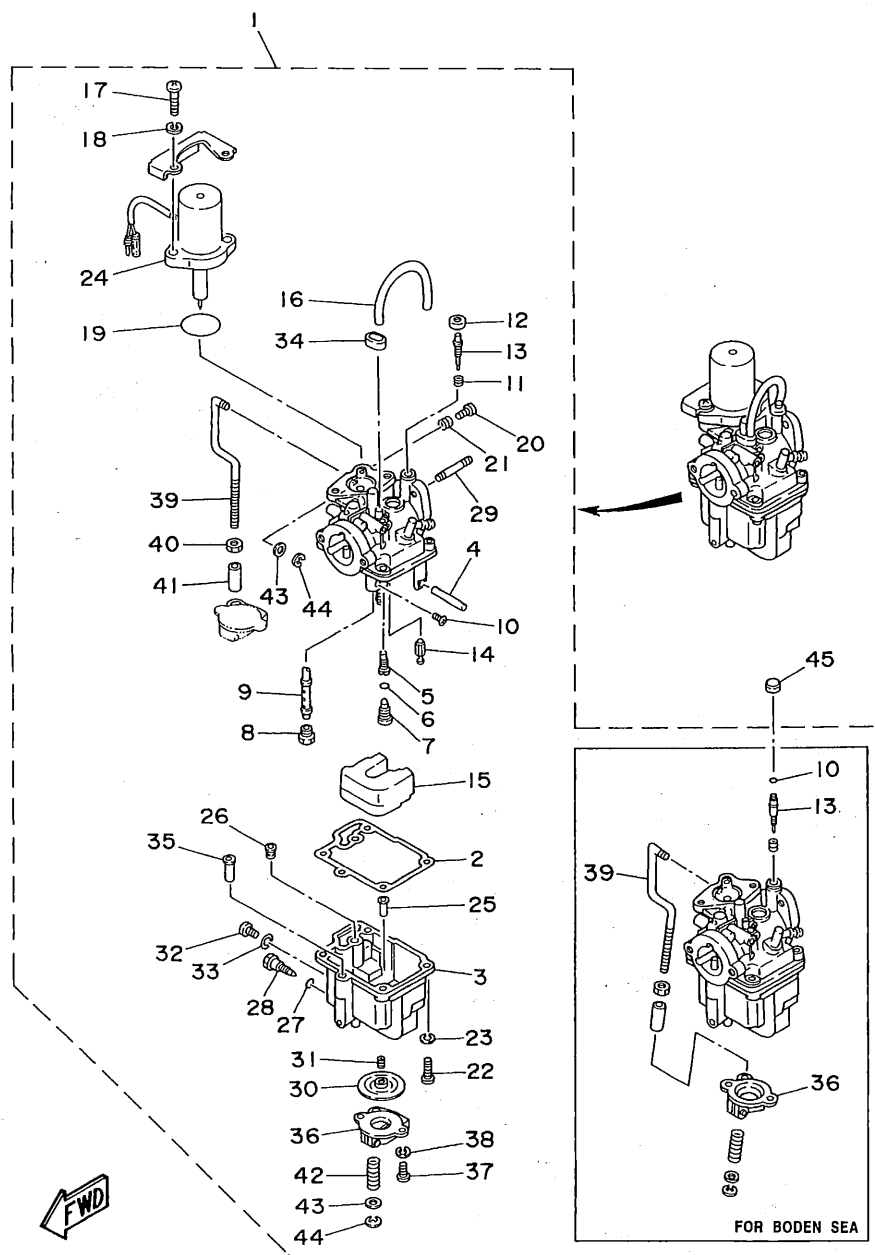


FIG. 5 CARBURETOR

CARBURATEUR

REF. NO.	PART NO. NO. PIECES	DESCRIPTION DESCRIPTION	Q' TY QTE	REMARKS REMARQUES
22	98580-04016	.SCREW, PAN HEAD	4	
		.VIS		
23	92990-04100	.WASHER, SPRING	4	
		.RONDELLE, GROWER		
24	6G8-1410A-01	.STARTER SET	1	
		.JEU DE STATERS		
25	6G8-14827-00	.FILTER	1	
		.FILTRE		
26	6A4-14344-30	.JET, STARTER (# 60)	1	
		.GICLÉUR, STARTER (# 60)		
27	5Y1-14397-00	.O-RING	1	
		.JOINT TORIQUE		
28	6G8-14383-00	.SCREW, DRAIN	1	
		.BOUCHON, PURGE		
29	90116-06M26	.BOLT, STUD	2	
		.GOIJON		
30	6G8-14368-02	.DIAPHRAGM ASSY 1	1	
		.DIAPHRAGME 1		
31	6G8-14275-01	.SPRING	1	
		.RESSORT		
32	97890-05006	.SCREW, PAN HEAD	1	
		.VIS, CRUCIFORME		
33	646-14198-01	.GASKET	1	
		.JOINT		
34	6G8-14349-00	.PIPE	1	
		.DURITE		
35	6G8-14217-00	.VALVE, CHOKE	1	
		.CLAPET DE STARTER		
36	6G8-14293-03	.COVER 1	1	UR STD
		.COUVERCLE 1		
	6G8-14293-10	.COVER 1	1	UR FOR BODEN SEA
		.COUVERCLE 1		
37	98580-04010	.SCREW, PAN HEAD	2	
		.VIS		
38	92990-04100	.WASHER, SPRING	2	
		.RONDELLE, GROWER		
39	6G8-14379-00	.ROD, STARTER	1	UR STD
		.TRINGLE, STARTER		
	6G8-14379-10	.ROD, STARTER	1	UR FOR BODEN SEA
		.TRINGLE, STARTER		
40	98813-03100	.NUT	1	
		.ECROU		
41	6G8-14229-00	.SHAFT, CHOKE	1	
		.AXE, STARTER		
42	6G8-14286-01	.SPRING	1	
		.RESSORT		
43	6G8-14357-00	.WASHER, PLAIN	2	
		.RONDELLE PLATE		
44	389-14137-00	.CLIP	2	
		.JONC		
45	50M-14355-00	PLUG	1	FOR BODEN SEA
		PLOT		

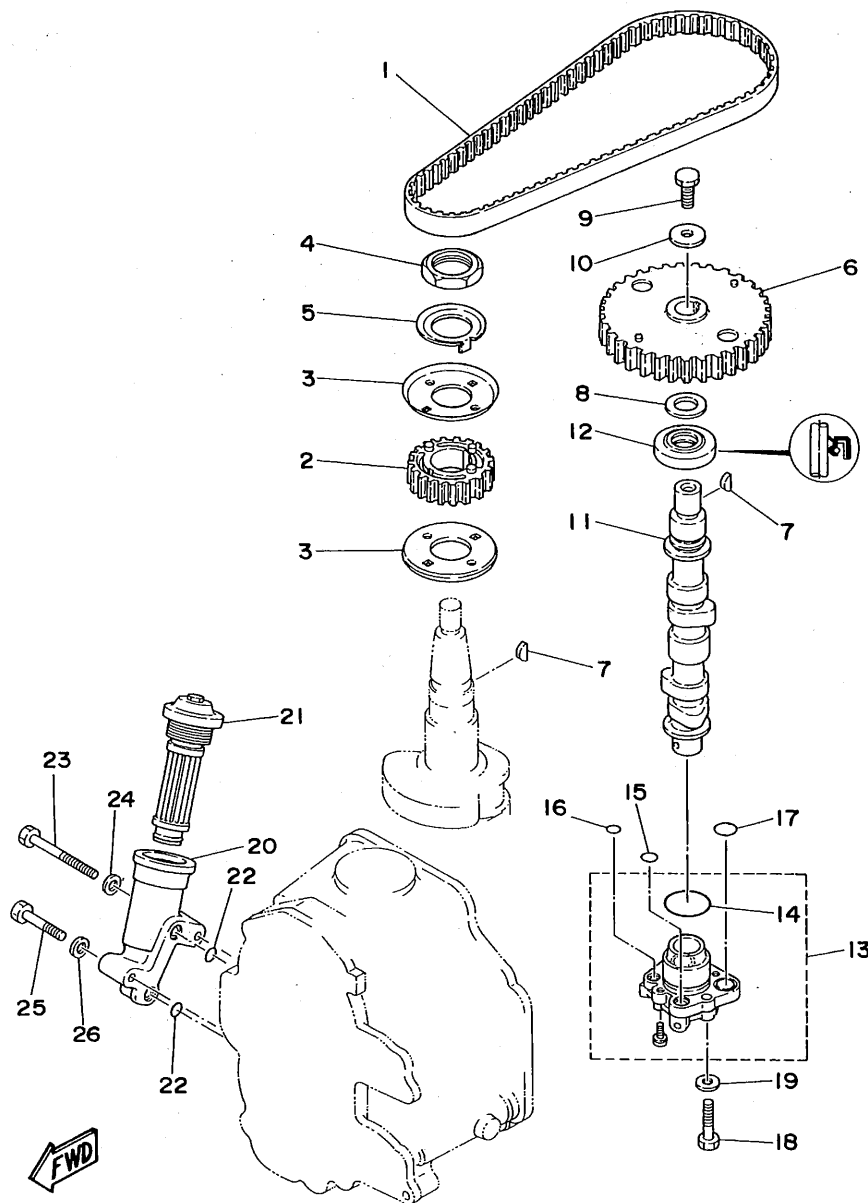


FIG. 6 OIL PUMP

POMPE A HUILE

REF. NO.	PART NO. NO. PIECES	DESCRIPTION DESCRIPTION	Q'TY QTE	REMARKS REMARQUES
1	6G8-46241-00	V-BELT COURROIE TRAPEZOIDALE	1	
2	6G8-11536-00-94	GEAR, DRIVE PIGNON SECONDAIRE	1	
3	6G8-11557-00	WASHER 1 RONDELLE 1	2	
4	90170-24M09	NUT ECROU	1	
5	6G8-11587-00	WASHER, LOCK RONDELLE, FREIN	1	
6	6G8-11537-00-94	GEAR, DRIVEN PIGNON SECONDAIRE	1	
7	90280-03M01	KEY, WOODRUFF CLAVETTE, DEMI-LUNE	2	
8	90201-13201	WASHER, PLATE RONDELLE, PLATE	1	
9	97095-06016	BOLT BOULON	1	
10	90201-06M94	WASHER, PLATE RONDELLE, PLATE	1	
11	6G8-12171-00	CAMSHAFT 1 ARBRE A CAMES 1	1	
12	93102-18M21	OIL SEAL JOINT SPY	1	
13	6G8-13300-02	OIL PUMP ASSY POMPE A HUILE COMPLET	1	
14	93210-27ME3	O-RING JOINT TORIQUE	1	
15	93210-10M61	O-RING JOINT TORIQUE	1	
16	93210-09M01	O-RING JOINT TORIQUE	1	
17	93210-13M63	O-RING JOINT TORIQUE	2	
18	97095-06025	BOLT BOULON	3	
19	92990-06600	WASHER, PLATE RONDELLE, PLATE	3	
20	6G8-13442-00-94	HOUSING, OIL FILTER LOGEMENT, FILTRE A HUILE	1	
21	6G8-13440-00	ELEMENT ASSY, OIL CLEANER ELEMENT, FILTRE A HUILE	1	
22	93210-09M01	O-RING JOINT TORIQUE	2	
23	97313-06050	BOLT BOULON	1	
24	92990-06600	WASHER, PLATE RONDELLE, PLATE	1	
25	97095-06030	BOLT BOULON	1	
26	92990-06600	WASHER, PLATE RONDELLE, PLATE	1	

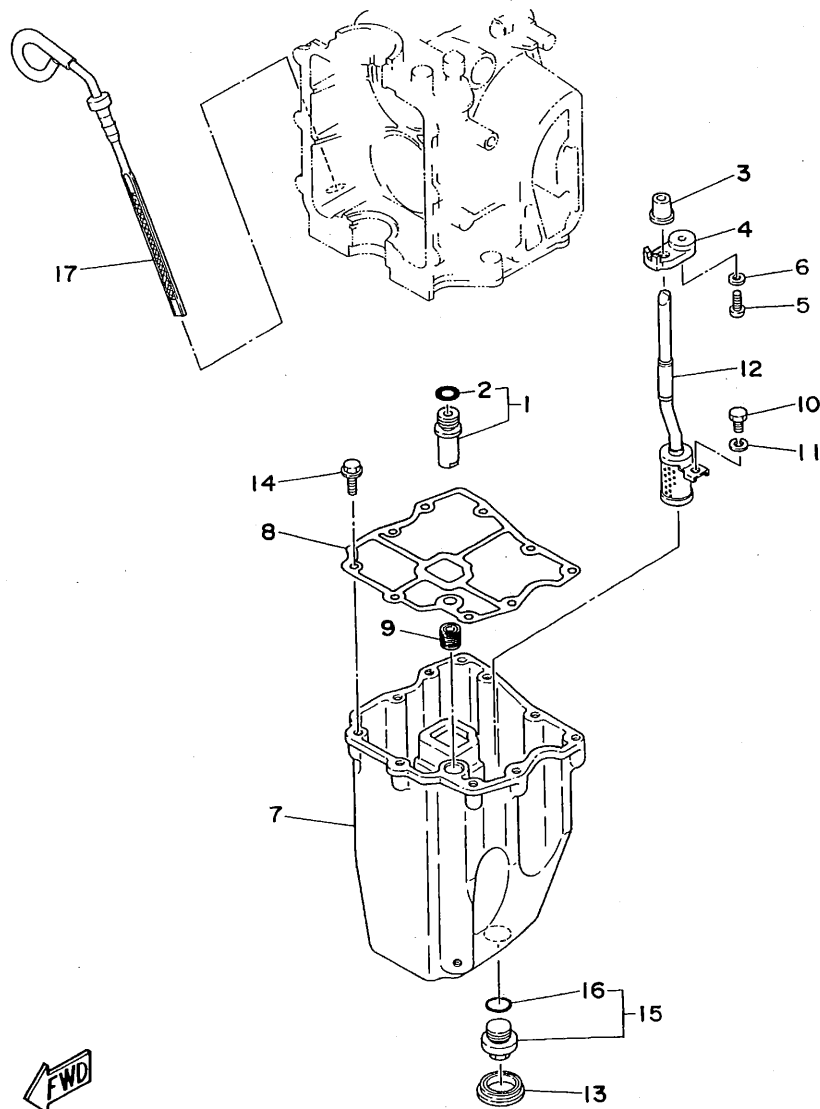


FIG. 7 OIL PAN

VENTILATEUR D'HUILE

REF. NO.	PART NO. NO. PIECES	DESCRIPTION DESCRIPTION	Q'TY QTE	REMARKS REMARQUES
1	6G8-11575-00	RELIEF VALVE ASS'Y SOUPAPE DE RENTREE D'AIR	1	
2	93210-12M62	.O-RING .JOINT TORIQUE	1	
3	6G8-15379-00	SEAL, CRANKCASE JOINT SPY DE CARTER DE MOTEUR	1	
4	6G8-13487-00	GUIDE, OIL HOSE GUIDE DE DURITE A HUILE	1	
5	98580-05012	SCREW, PAN HEAD VIS	1	
6	92990-05600	WASHER, PLATE RONDELLE, PLATE	1	
7	6G8-15311-03-0D	OIL PAN VENTILATEUR D'HUILE	1	
8	6G8-15312-A1	GASKET, OIL PAN JOINT DE VENTILATEUR D'HUILE	1	
9	6G8-45127-00	SEAL JOINT	1	
10	97095-06010	BOLT BOULON	1	
11	92995-06100	WASHER, SPRING RONDELLE, GROWER	1	
12	6G8-13421-00	STRAINER 2 FILTRE 2	1	
13	6G8-15316-00	DAMPER, ENGINE MOUNT 1 AMORTISSEUR DE SUPPORT	1	
14	90105-06M33	BOLT, WASHER BASED BOULON, AVEC RONDELLE	9	
15	6G8-13471-00	PLUG, DRAIN PLOT, VIDANGE	1	
16	93210-16M64	.O-RING .JOINT TORIQUE	1	
17	6G8-15362-04	PLUG, OIL LEVEL PLOT, NIVEAU D'HUILE	1	



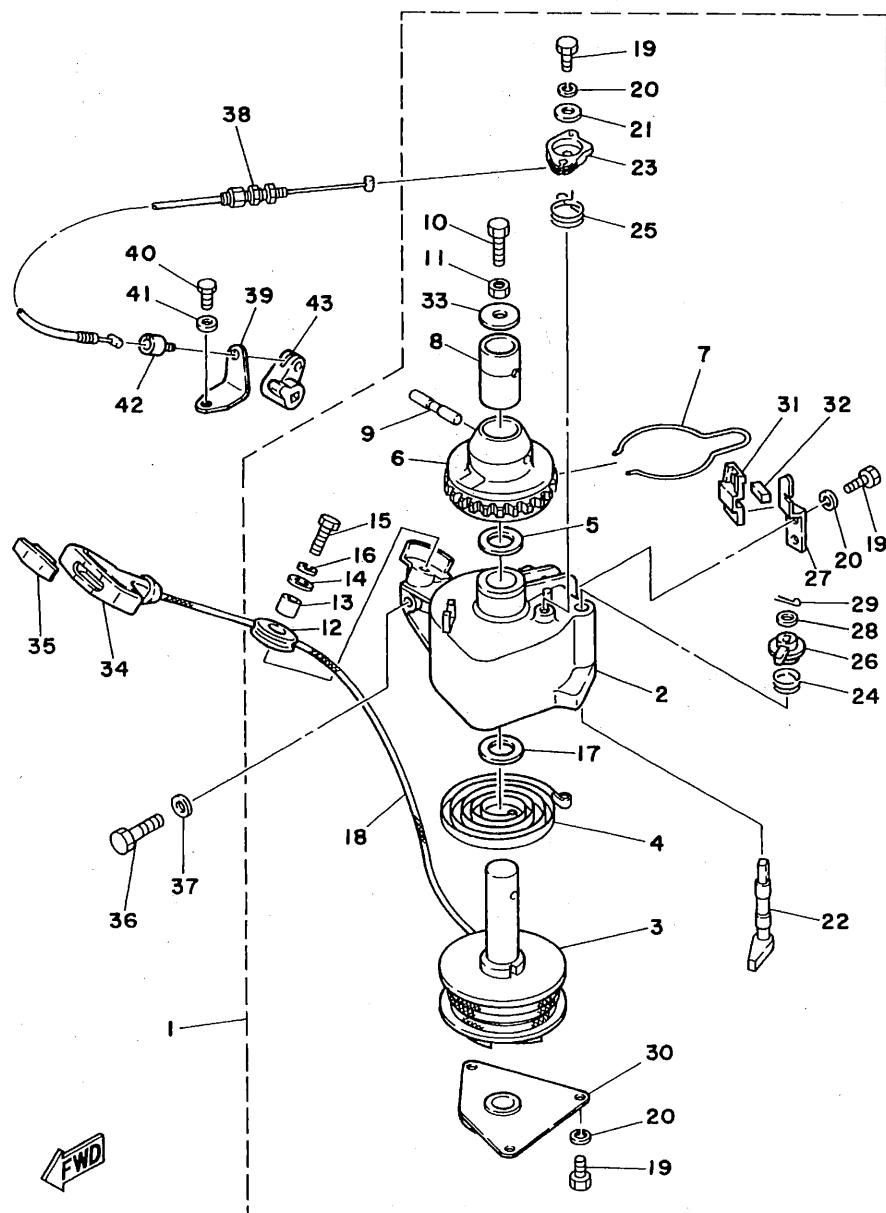


FIG. 8 STARTER

DEMARREUR

REF. NO.	PART NO. NO. PIECES	DESCRIPTION DESCRIPTION	Q'TY QTE	REMARKS REMARQUES
1	6G8-15710-10	STARTER ASSY DEMARREUR COMPLET	1	
2	6G8-15711-00	.CASE, STARTER .CARTER DE DEMARREUR	1	
3	6G8-15714-00	.DRUM, SHEAVE .TAMBOUR, POULIE	1	
4	6G8-15713-00	.SPRING, STARTER .RESSORT DE DEMARREUR	1	
5	6G8-15719-00	.WASHER, THRUST .RONDELLE, DE BUTEE	1	
6	6G8-15723-00	.PULLEY, STARTER .POULIE DE DEMARREUR	1	
7	6G8-15715-00	.SPRING, DRIVE PLATE .RESSORT, PLAQUE D'ENTRAINEMENT	1	
8	6G8-15754-00	.BUSH 2 .BAGUE 2	1	
9	6G8-15727-00	.PIN .AXE	1	
10	6G8-15768-00	.BOLT .BOULON	1	
11	95304-08700	.NUT .ECROU	1	
12	6F5-15752-00	.ROLLER, WIRE .GALET, CABLE	1	
13	6F5-15753-00	.BUSH .CHARBON	1	
14	6F5-15791-00	.WASHER, LOCK .RONDELLE-FREIN	1	
15	97315-06025	.BOLT .BOULON, HEXAGONAL	1	
16	92995-06100	.WASHER, SPRING .RONDELLE, GROWER	1	
17	6G8-15739-00	.WASHER, THRUST .RONDELLE, DE BUTEE	1	
18	*	.WIRE (L1850) .CABLE (L1850)	1	
19	97013-05012	.BOLT .BOULON	6	
20	92990-05100	.WASHER, SPRING .RONDELLE, GROWER	6	
21	6G8-15726-00	.WASHER, FLAT .RONDELLE, PLATE	1	
22	6G8-15794-00	.STOPPER .BUTEE	1	
23	6G8-15746-00	.ARM .BRAS	1	
24	6G8-15767-00	.SPRING .RESSORT	1	
25	6G8-15734-00	.SPRING, RETURN .RESSORT, RAPPEL	1	

* CUT FROM 50M ROLLS, PARTS NO. 90890-44373, CUTTING LENGTH 1.85M.

* A PRELEVER SUR BOBINE 50M, REFERENCE 90890-44373, LONGUEUR DE COUPE 1.85M.

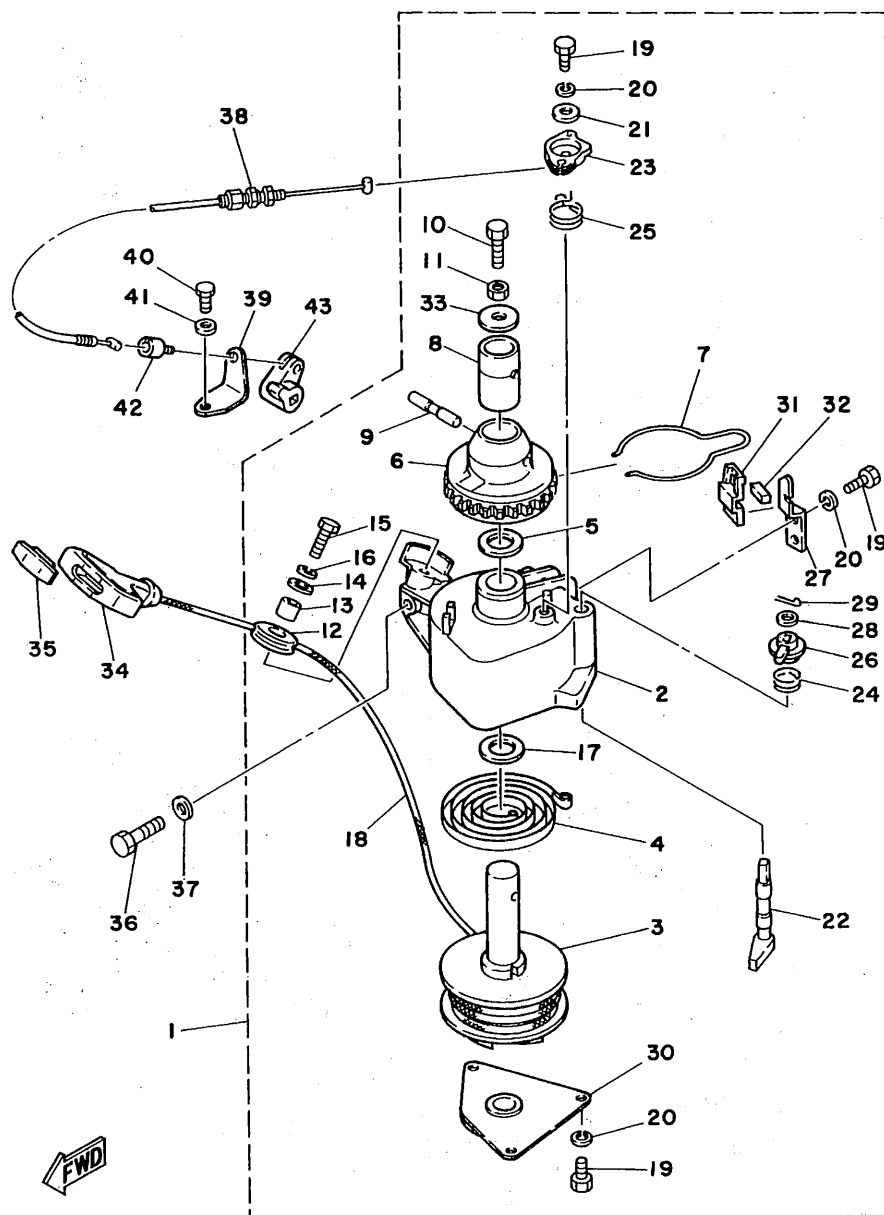


FIG. 8 STARTER

DEMARREUR

REF. NO.	PART NO. NO. PIECES	DESCRIPTION DESCRIPTION	Q'TY QTE	REMARKS REMARQUES
26	6G8-15747-00	.LINK .BIELLETTTE	1	
27	6G8-15716-00	.PLATE, DRIVE .PLAQUE, ENTRAINEMENT	1	
28	92990-06200	.WASHER, PLAIN .RONDELLE, PLATE	1	
29	91490-16020	.PIN, COTTER .GOUPILLE	1	
30	6G8-15712-00	.COVER, STARTER CASE .COUVERCLE, CARTER DEMARREUR	1	
31	6G8-15779-00	.COVER .COUVERCLE	1	
32	6G8-15789-00	.DAMPER .AMORTISSEUR	1	
33	6G8-15742-00	.WASHER, DRIVE PAWL .RONDELLE, CLIQUET	1	
34	6G1-15755-00	HANDLE, STARTER POIGNEE, DE DEMARREUR	1	
35	689-15779-01	COVER COUVERCLE	1	
36	97013-08030	BOLT BOULON	3	
37	92990-08600	WASHER, PLATE RONDELLE, PLATE	3	
38	6G8-15770-00	CABLE COMP., STARTER STOP CABLE, BUTEE DE DEMAR	1	F88M/F9.9BM
39	6G8-15771-00	STAY 1 SUPPORT 1	1	F88M/F9.9BM
40	97095-06012	BOLT BOULON	1	F88M/F9.9BM
41	92990-06600	WASHER, PLATE RONDELLE, PLATE	1	F88M/F9.9BM
42	6G8-15772-00	STAY 2 SUPPORT 2	1	F88M/F9.9BM
43	6G8-44125-00	LEVER, SHIFT ROD LEVIER, TIGE D'INVERSION	1	F88M/F9.9BM

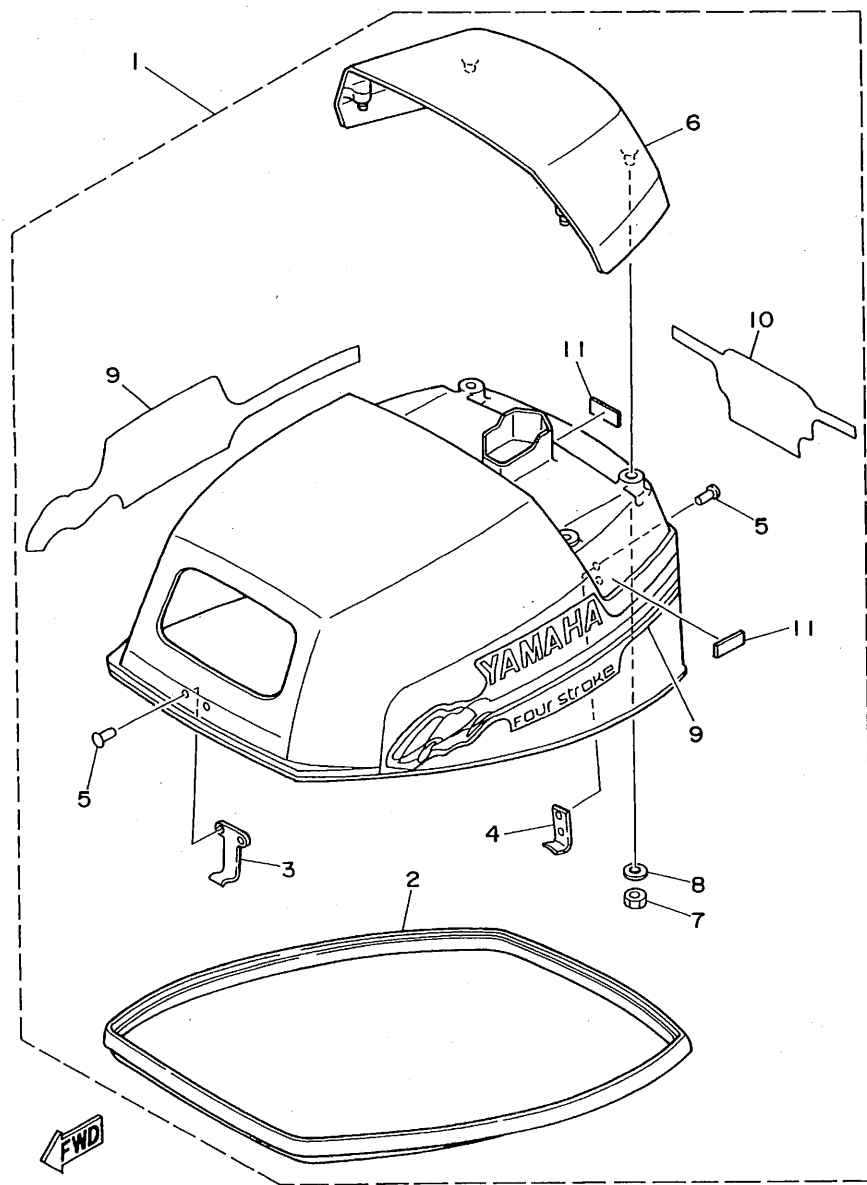


FIG. 10 TOP COWLING

CAPOT SUPERIEUR

REF. NO.	PART NO. NO. PIECES	DESCRIPTION DESCRIPTION	Q'TY QTE	REMARKS REMARQUES
1	669-42610-14-4D	TOP COWLING ASSY CAPOT (ENS.)	1	UR F9.9B
	6J7-42610-51-4D	TOP COWLING ASSY CAPOT (ENS.)	1	UR F8B
2	668-42615-01	.SEAL .JOINT	1	
3	668-42651-00	.HOOK .CROCHET	1	
4	668-42652-00	.HOOK .CROCHET	1	
5	90266-04M04	.RIVET .RIVET	4	
6	668-42613-01-4D	.MOLDING, AIR DUCT .MANCHON A AIR	1	
7	95380-06700	.NUT .ECROU	4	
8	92990-06200	.WASHER, PLAIN .RONDELLE, PLATE	4	
9	669-W0070-13	.GRAPHIC SET .JEU DIEMBLEMES	1	
10	669-42678-13	.GRAPHIC, REAR .ADHESIF, ARRIERE	1	UR F9.9B
	6J7-42678-51	.GRAPHIC, REAR .ADHESIF, ARRIERE	1	UR F8B
11	668-42662-00	.DAMPER .AMORTISSEUR	3	

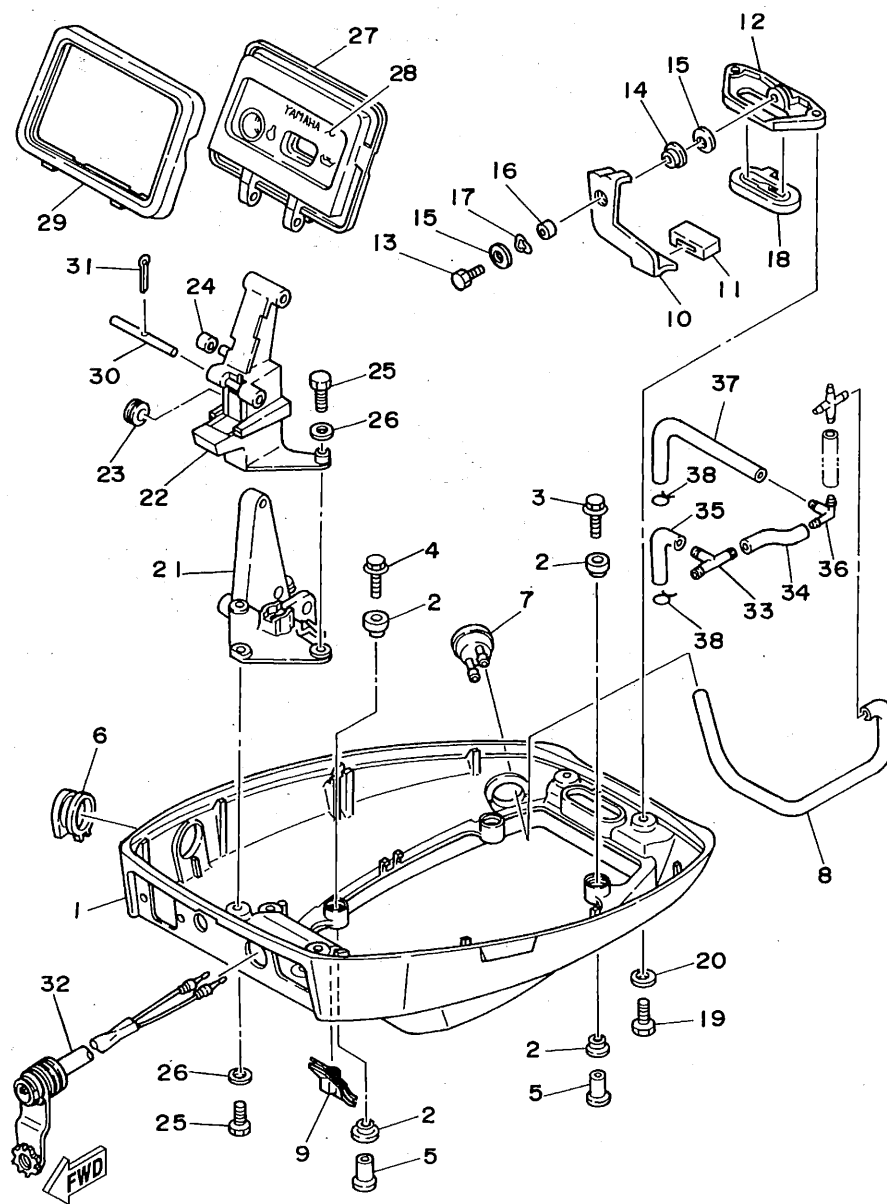


FIG. 11 BOTTOM COWLING

CAPOT INFERIEUR

REF. NO.	PART NO. NO. PIECES	DESCRIPTION DESCRIPTION	Q'TY QTE	REMARKS REMARQUES
1	6G8-42711-02-4D	COWLING, BOTTOM CUVETTE	1	
2	90480-09M35	GROMMET PASSE-FIL	8	
3	90119-06M56	BOLT, WITH WASHER BOULON, AVEC RONDELLE	2	
4	90119-06M55	BOLT, WITH WASHER BOULON, AVEC RONDELLE	2	
5	90387-06M15	COLLAR COLLERETTE	4	
6	6G8-42724-00	GROMMET PASSE-FIL	1	M/EM
7	6G8-44391-00	NIPPLE, HOSE RACCORD D'ESSENCE	1	
8	90445-09163	HOSE DURITE	1	EXCEPT FOR BODEN SEA
9	6G8-42727-00	GROMMET PASSE-FIL	1	
10	6G8-42815-00	LEVER, CLAMP LEVIER, PRESSE	1	
11	6G8-42831-00	BUSHING POULIE	1	
12	6G8-42811-00-94	STAY SUPPORT	1	
13	97095-06016	BOLT BOULON	1	
14	90386-08M49	BUSH DOUILLE	1	
15	90201-06M31	WASHER, PLATE RONDELLE, PLATE	2	
16	90387-06M72	COLLAR COLLERETTE	1	
17	90206-08M13	WASHER, WAVE RONDELLE, ONDULEE	1	
18	6G8-42748-00	GROMMET PASSE-FIL	1	
19	97095-06016	BOLT BOULON	2	
20	92990-06600	WASHER, PLATE RONDELLE, PLATE	2	
21	6G8-42738-00-94	PLATE, FITTING ETRIER	1	
22	6G8-42719-00-94	PANEL, FRONT LOWER PANNEAU, AVANT INFERIEUR	1	
23	90480-19031	GROMMET PASSE-FIL	1	
24	90445-05ME6	HOSE DURITE	1	
25	97095-06016	BOLT BOULON	4	
26	92990-06600	WASHER, PLATE RONDELLE, PLATE	4	
27	6G8-42614-02	PANEL, FRONT UPPER PANNEAU, AVANT SUPERIEUR	1	F8BM/F9.9BM
28	6G8-42677-00	GRAPHIC, FRONT ADHESIF, AVANT	1	F8BM/F9.9BM

C6

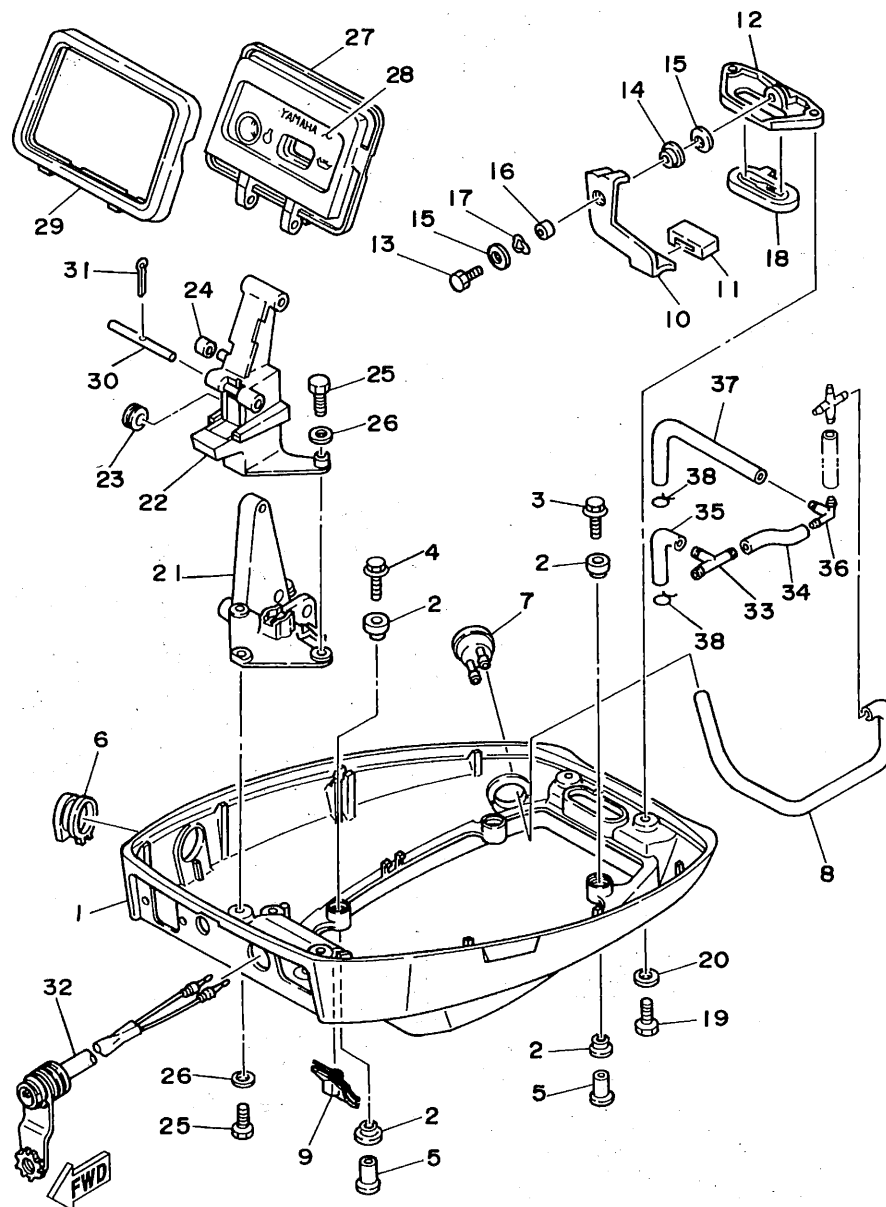


FIG. 11 BOTTOM COWLING

CAPOT INFÉRIEUR

REF. NO.	PART NO. NO. PIÈCES	DESCRIPTION DESCRIPTION	Q'TY QTE	REMARKS REMARQUES
29	6G8-42629-02	SEAL JOINT	1	
30	6G8-42755-00	HINGE, COWLING	1	
31	91490-16010	PIN, COTTER	1	
32	682-84381-00	GOUPILLE 2P CONCENT	1	F88M/F9.98M
33	6G8-24379-00	RALLONGE 2 FILS PIPE, JOINT 4	1	
34	90445-10M78	DURITE, RACCORDEMENT 4 HOSE	1	
35	6G8-12476-00	DURITE PIPE 6	1	
36	6G8-24378-01	DURITE 6 PIPE, JOINT 3	1	
37	6G8-12485-00	DURITE, RACCORDEMENT 3 PIPE 5	1	
38	90467-10M04	DURITE 5 CLIP JONC	2	

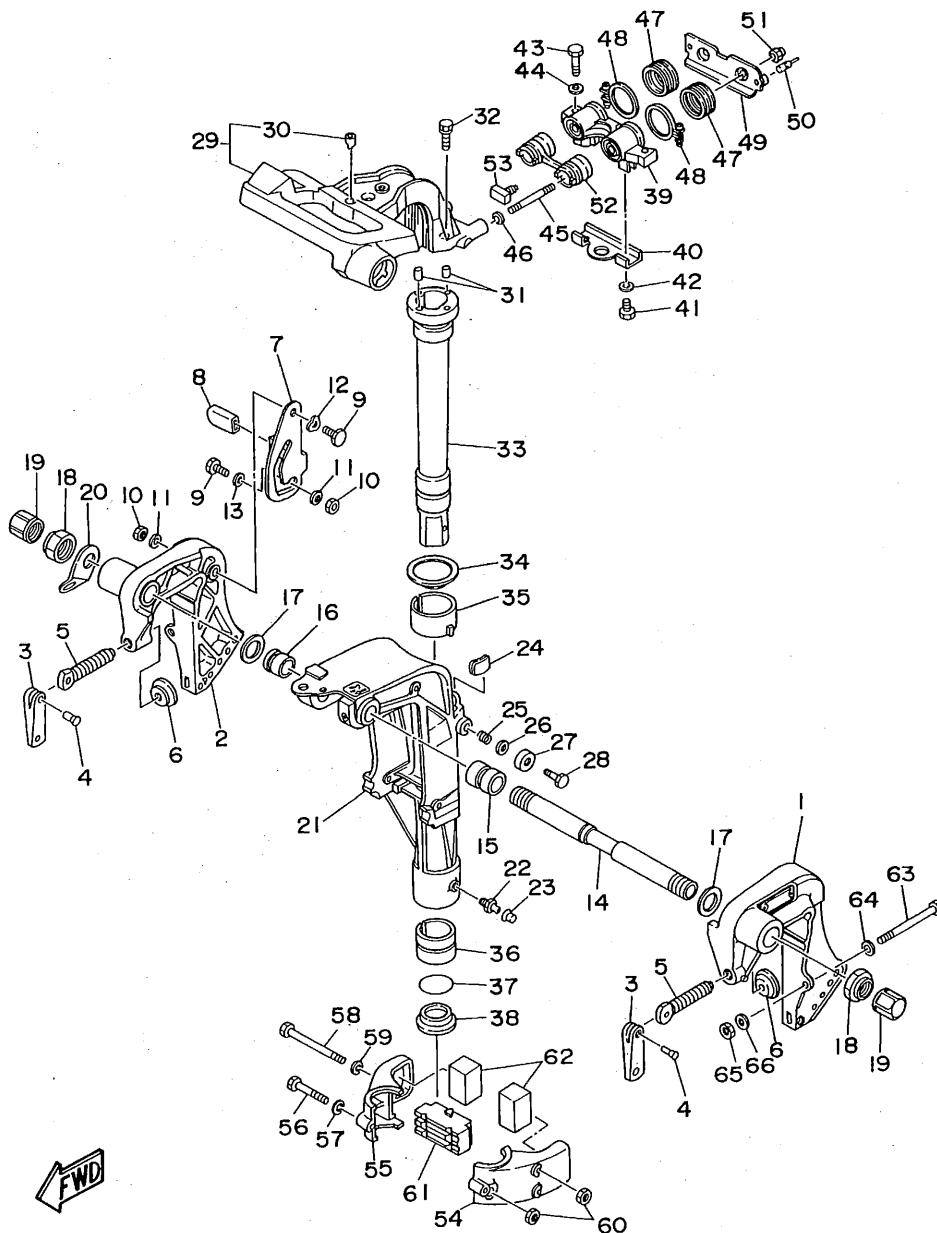


FIG. 12 BRACKET 1

SUPPORT 1

REF. NO.	PART NO. NO. PIECES	DESCRIPTION DESCRIPTION	Q'TY QTE	REMARKS REMARQUES
1	6G8-43111-04-4D	BRACKET, CLAMP PRESSE	1	
2	6G8-43112-04-4D	BRACKET, CLAMP PRESSE	1	
3	6E0-43118-01	HANDLE, TRANSOM CLAMP POIGNEE DE VIS DE PRESSE	2	
4	90243-04M01	PIN GOUPILLE	2	
5	6E7-43116-00	SCREW, TRANSOM CLAMP VIS DE PRESSE	2	
6	648-43114-01	PAD, TRANSOM CLAMP RONDELLE D'APPUI	2	
7	6G8-43181-00	LEVER, TILT STOP LEVIER, VERROUILLAGE RELEVAGE	1	
8	682-43318-01	COVER CAPUCHON	1	
9	90109-06M25	BOLT BOULON	2	
10	95680-06100	NUT, U ECRou, U	2	
11	92990-06600	WASHER, PLATE RONDELLE, PLATE	2	
12	90206-10M15	WASHER, WAVE RONDELLE, ONDULEE	1	
13	682-43339-01	WASHER RONDELLE	1	
14	6G8-43131-00	BOLT, CLAMP BRACKET BOULON, PRESSE	1	
15	90386-22M92	BUSH DOUILLE	1	
16	90386-22M93	BUSH DOUILLE	1	
17	90201-22M03	WASHER, PLATE RONDELLE, PLATE	2	
18	90185-22M11	NUT, SELF-LOCKING ECRou, AUTO-BLOCANT	2	
19	6G5-43145-00	CAP, CLAMP BRACKET CAPUCHON, PRESSE	2	
20	6J8-43113-01	PLATE, CLAMP BRACKET PLAQUETTE, PRESSE	1	
21	6G9-43311-04-4D	BRACKET, SWIVEL SUPPORT, PIVOT	1	UR SHORT
	6G8-43311-15-4D	BRACKET, SWIVEL SUPPORT, PIVOT	1	UR LONG
22	93700-06M03	NIPPLE, GREASE PION	1	
23	663-45119-00	CAP, GREASE NIPPLE CAPUCHON, GRAISSEUR	1	AP
24	6G8-42528-00	PLATE, FRICTION PLAQUE, FRICTION	1	
25	90501-18M00	SPRING, COMPRESSION RESSORT, COMPRESSION	1	
26	90201-06M31	WASHER, PLATE RONDELLE, PLATE	1	
27	6G8-43373-00	SEAL, DAMPER JOINT	1	

D1

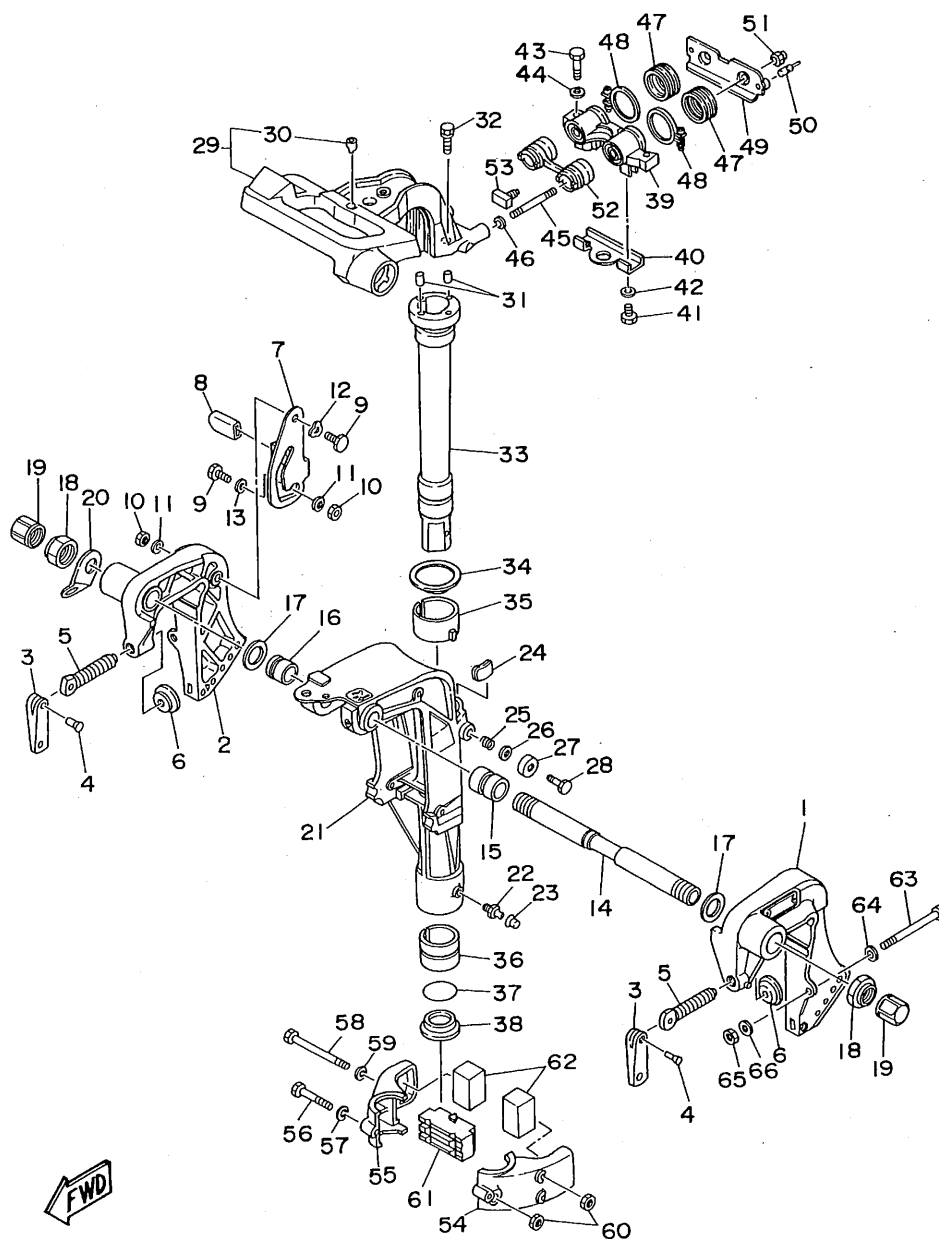


FIG. 12 BRACKET 1

SUPPORT 1

REF. NO.	PART NO. NO. PIECES	DESCRIPTION DESCRIPTION	Q'TY QTE	REMARKS REMARQUES
28	97095-06025	BOLT BOULON	1	
29	669-42511-01-4D	BRACKET, STEERING CADRE, DIRECTION	1	
30	668-42534-00	.PIN, DOWEL .GOUPILLE	1	
31	93605-15065	PIN, DOWEL AXE	2	
32	90119-06M06	BOLT, WITH WASHER BOULON, AVEC RONDELLE	2	
33	669-42521-00-94	SHAFT, STEERING PIVOT AXE, PIVOT DE DIRECTION	1	UR SHORT
	668-42521-10-94	SHAFT, STEERING PIVOT AXE, PIVOT DE DIRECTION	1	UR LONG
34	90209-45M09	WASHER RONDELLE	1	
35	668-42537-00	BUSHING, PIVOT SHAFT COUSSINET	1	
36	90386-37M47	BUSH DOUILLE	1	
37	93210-37M67	O-RING JOINT TORIQUE	1	
38	90386-37M48	BUSH DOUILLE	1	
39	668-44517-00-94	MOUNT RUBBER SILENT-BLOC	1	
40	668-44526-00	PLATE PLAQUE	1	
41	97095-06012	BOLT BOULON	2	
42	92990-06600	WASHER, PLATE RONDELLE, PLATE	2	
43	97095-08030	BOLT BOULON	2	
44	92990-08600	WASHER, PLATE RONDELLE, PLATE	2	
45	90116-08M28	BOLT, STUD GOUJON	2	
46	90201-08M12	WASHER, PLATE RONDELLE, PLATE	2	
47	668-44522-00	SEAL JOINT	2	
48	90460-38M06	CLAMP, HOSE BRIDE, DE DURITE	2	
49	668-44518-00	BRACKET COMP. SUPPORT COMPLET	1	
50	668-44533-00	DAMPER, UPPER MOUNT RUBBER COUVERCLE, SUSPENSION INFERIEUR	2	
51	95780-08300	NUT, FLANGE ECROU	2	
52	668-44521-00	SEAL JOINT	1	
53	668-44532-00	STOPPER, UPPER MOUNT PLAQUETTE	1	
54	668-44551-01-4D	HOUSING, LOWER MOUNT RUBBER BOITIER, SILENT-BLOC INFERIEUR	1	

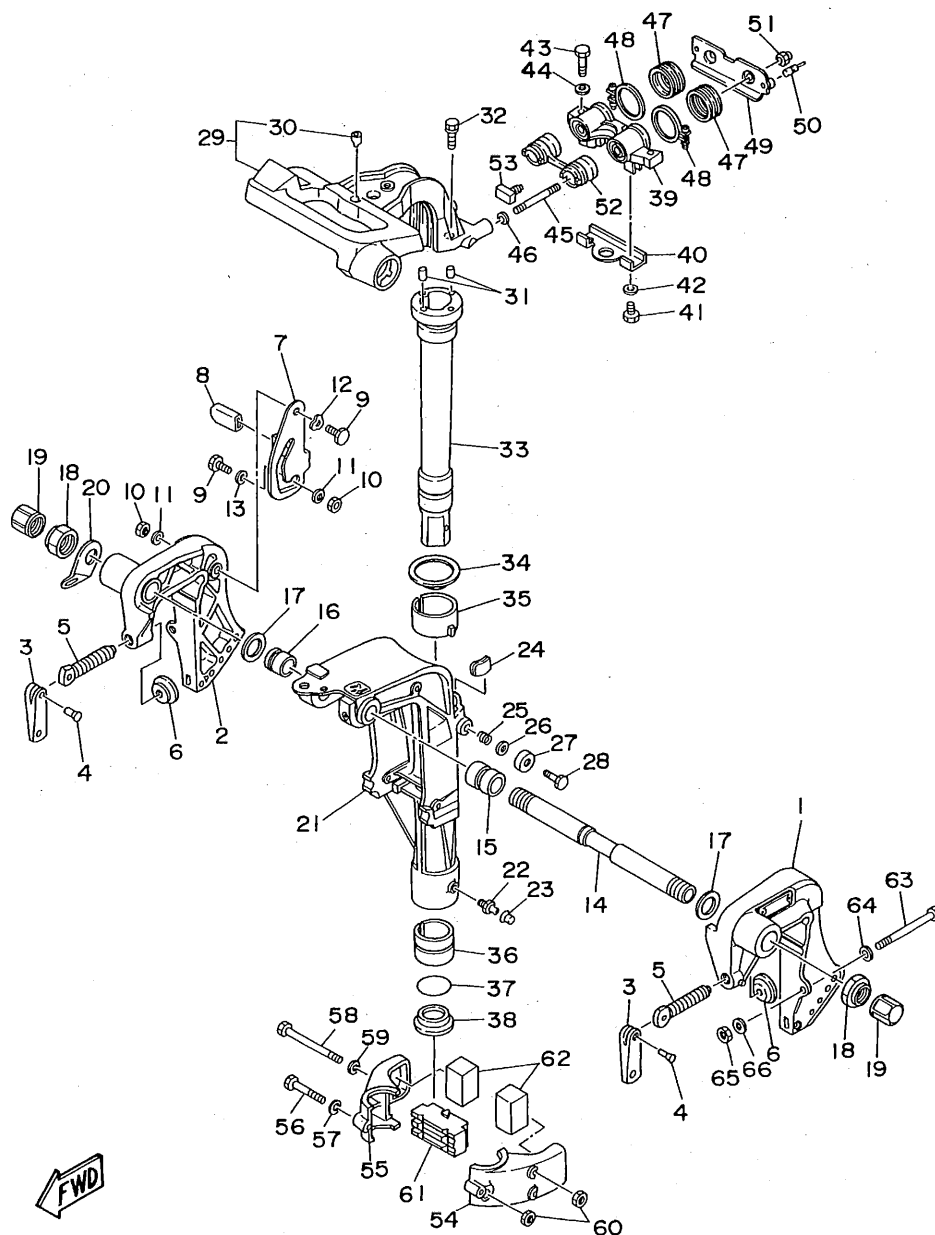


FIG. 12 BRACKET 1

SUPPORT 1

REF. NO.	PART NO. NO. PIECES	DESCRIPTION DESCRIPTION	Q'TY QTE	REMARKS REMARQUES
55	668-44552-02-40	HOUSING, LOWER MOUNT RUBBER BOITIER, SILENT-BLOC INFÉRIEUR	1	
56	97095-06045	BOLT BOULON	1	
57	92990-06600	WASHER, PLATE RONDELLE, PLATE	1	
58	97095-06095	BOLT BOULON	2	
59	92990-06600	WASHER, PLATE RONDELLE, PLATE	2	
60	95380-06700	NUT ECROU	3	
61	668-44557-00	MOUNT DAMPER, LOWER FRONT SILENT-BLOC, INFÉRIEUR AVANT	1	
62	682-44555-00	MOUNT DAMPER, LOWER SIDE SILENT-BLOC, INFÉRIEUR LATÉRAL	2	
63	90101-08M88	BOLT BOULON	2 AP	
64	92990-08600	WASHER, PLATE RONDELLE, PLATE	2 AP	
65	95780-08300	NUT, FLANGE ECROU	2 AP	
66	90201-08MA4	WASHER, PLATE RONDELLE, PLATE	2 AP	

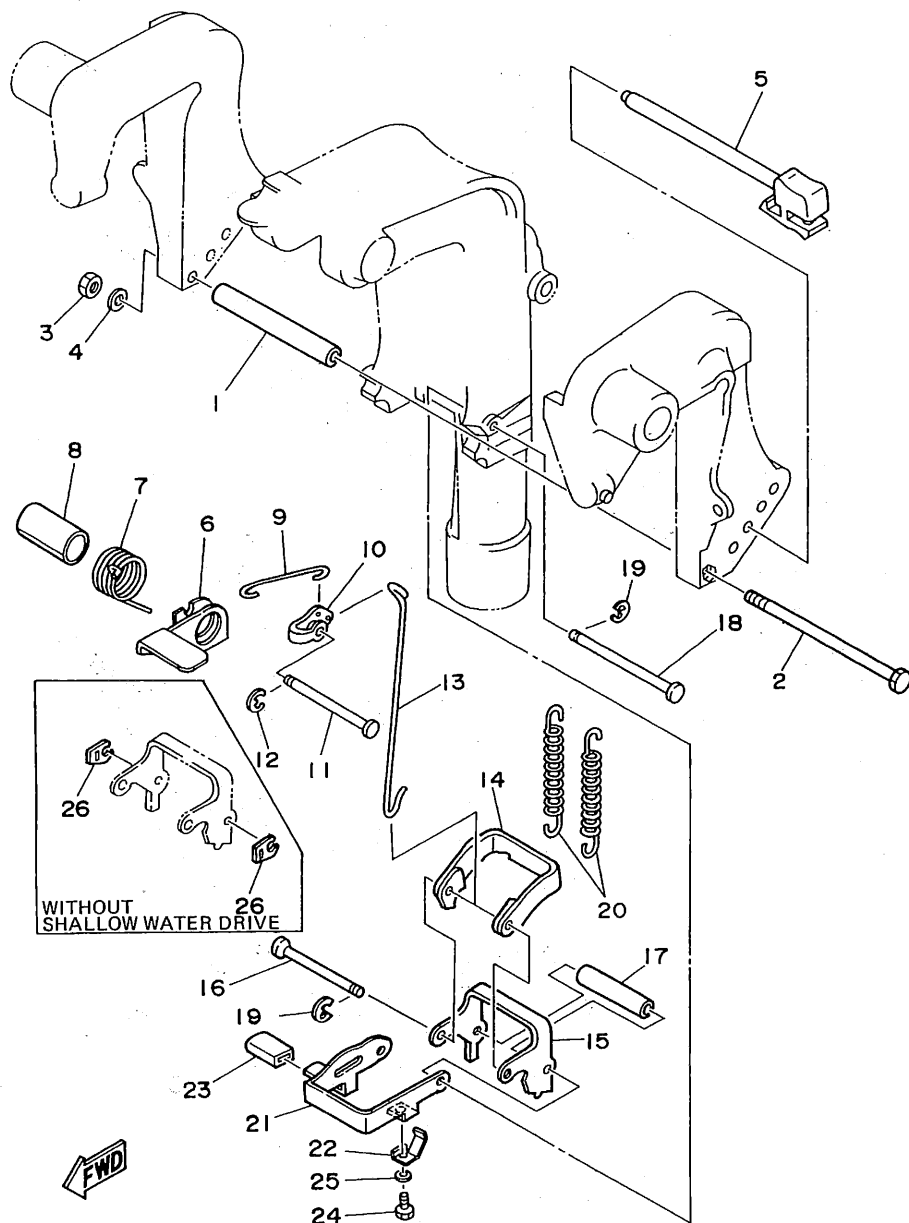


FIG. 13 BRACKET 2

SUPPORT 2

REF. NO.	PART NO. NO. PIECES	DESCRIPTION DESCRIPTION	Q'TY QTE	REMARKS REMARQUES
1	90387-06M09	COLLAR COLLERETTE	1	
2	97095-06135	BOLT BOULON	1	
3	95380-06700	NUT ECROU	1	
4	92990-06600	WASHER, PLATE RONDELLE, PLATE	1	
5	668-43160-01	TILT ROD ASSY BROCHE D'INCLINAISON (ENS.)	1	
6	668-43631-03	LEVER, TILT LEVIER, INCLINAISON	1	
7	90508-18M33	SPRING, TORSION RESSORT, TORSION	1	
8	90386-20M94	BUSH DOUILLE	1	
9	668-43616-00	ROD, TILT LOCK TIGE	1	
10	682-43641-00	LEVER, TILT LEVIER, INCLINAISON	1	
11	90249-06M20	PIN GOUPILLE	1	
12	99080-05600	CIRCLIP CIRCLIP	1	
13	668-43617-00	ROD, TILT LOCK TIGE	1	
14	682-43614-00	PLATE, TILT LOCK ETRIER, VERROUILLAGE MARCHE AR	1	
15	682-43615-01	PLATE, TILT LOCK ETRIER, VERROUILLAGE MARCHE AR	1	
16	682-43611-01	SHAFT, TILT LOCK AXE, VERROUILLAGE MARCHE AR	1	
17	90387-06M20	COLLAR COLLERETTE	1	
18	682-43659-00	SHAFT, REVERSE LOCK AXE, VERROUILLAGE MARCHE AR	1	
19	99080-05600	CIRCLIP CIRCLIP	2	
20	90506-26M01	SPRING, TENSION RESSORT, TENSION	2	
	90506-26M07	SPRING, TENSION RESSORT, TENSION	2	AP FOR DUAL THRUST PROP.
21	669-43681-00	LEVER, SHALLOW WATER DRIVE 1 LEVIER, PEU PROFOND D'EAU 1	1	SHALLOW WATER DRIVE
22	669-43643-00	SPRING RESSORT	1	SHALLOW WATER DRIVE
23	682-43318-01	COVER CAPUCHON	1	SHALLOW WATER DRIVE
24	97095-06008	BOLT BOULON	1	SHALLOW WATER DRIVE
25	92990-06600	WASHER, PLATE RONDELLE, PLATE	1	SHALLOW WATER DRIVE
26	682-43673-00	WASHER 1 RONDELLE 1	2	AP WITHOUT SHALLOW WATER DRIVE

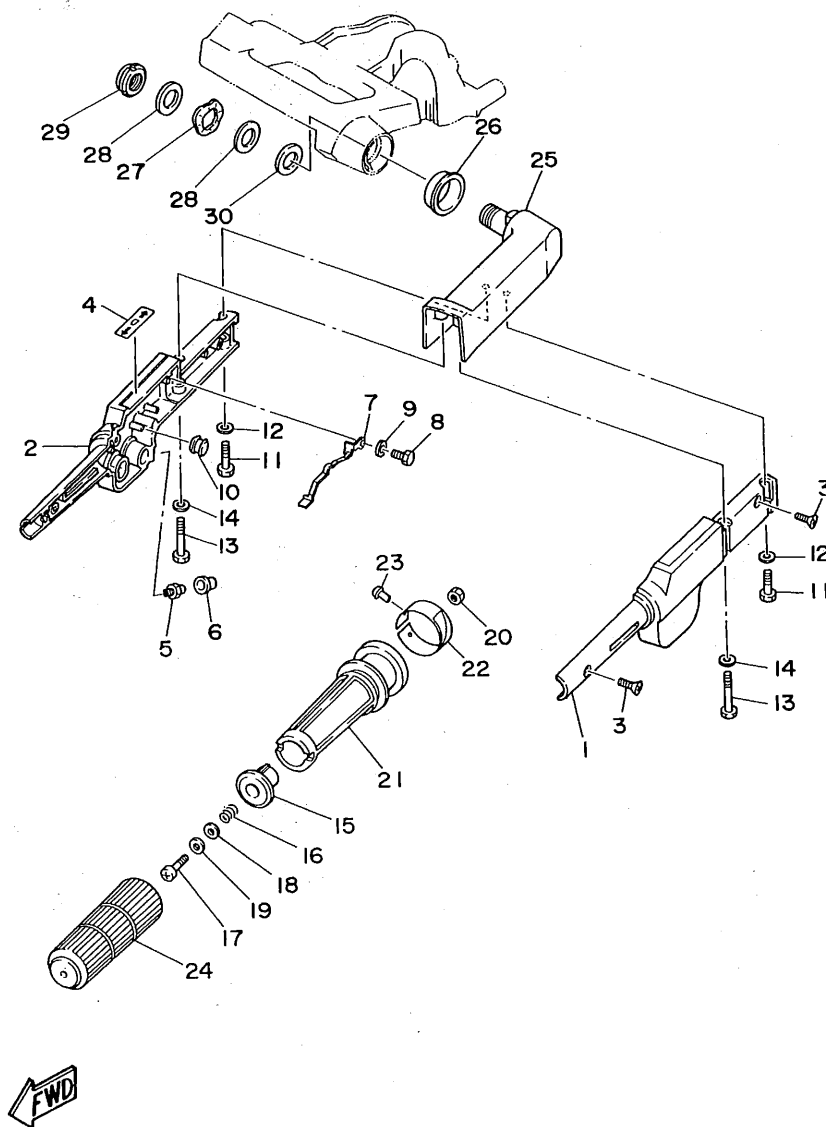


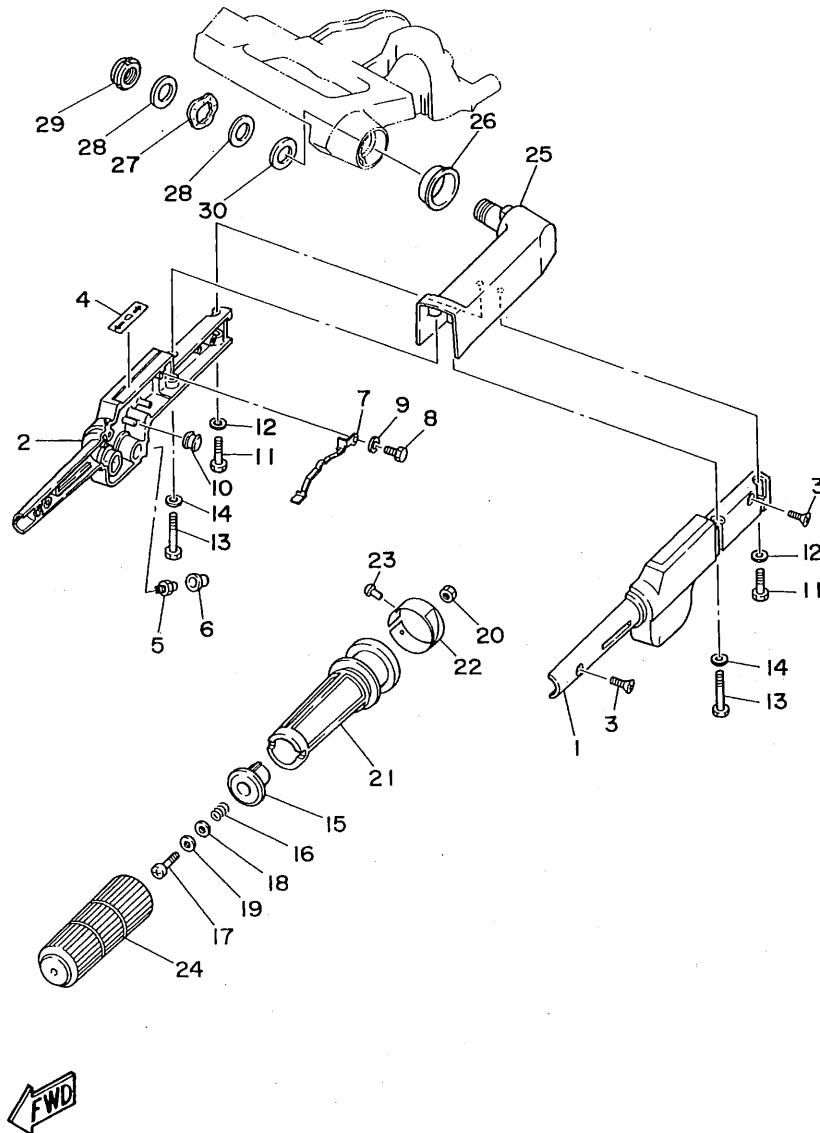
FIG. 14 STEERING (F8BM/F8BEM/F9.9BM/F9.9BEM)
FIG. 14 DIRECTION (F8BM/F8BEM/F9.9BM/F9.9BEM)

REF. NO.	PART NO. NO. PIECES	DESCRIPTION DESCRIPTION	Q'TY QTE	REMARKS REMARQUES
1	6G8-42111-01-4D	HANDLE, STEERING POIGNEE	1	
2	6G8-42112-02-4D	HANDLE, STEERING POIGNEE	1	
3	98780-05016	SCREW, FLAT HEAD VIS A TETE FRAISEE	2	
4	6G8-44191-00	INDICATOR, SHIFT ETIQUETTE, EMBRAYAGE	1	
5	93700-06M03	NIPPLE, GREASE PION	1	
6	663-45119-00	CAP, GREASE NIPPLE CAPUCHON, GRAISSEUR	1	AP
7	6G8-42147-01	SPRING RESSORT	1	
8	97095-05012	BOLT BOULON	1	
9	92990-05600	WASHER, PLATE RONDELLE, PLATE	1	
10	6H4-42725-00	GROMMET PASSE-FIL	1	
11	97095-06025	BOLT BOULON	2	
12	92990-06600	WASHER, PLATE RONDELLE, PLATE	2	
13	97095-06040	BOLT BOULON	2	
14	92990-06600	WASHER, PLATE RONDELLE, PLATE	2	
15	6G8-42126-01-94	FRICTION, STEERING HANDLE GRIP CUVETTE, POIGNEE DE DIRECTION	1	
16	90501-23M42	SPRING, COMPRESSION RESSORT, COMPRESSION	1	
17	97880-06030	SCREW, PAN HEAD VIS, TETE TRONCONIQUE	1	
18	90201-06049	WASHER, PLATE RONDELLE, PLATE	1	
19	90202-06007	WASHER, PLATE RONDELLE, PLATE	1	
20	95380-06700	NUT ECROU	1	
21	6G8-42119-00	GRIP, STEERING HANDLE POIGNEE, BARRE FRANCHE	1	
22	6G8-42137-01	INDICATOR, THROTTLE INDICATEUR, ACCELERATION	1	UR F9.9B
	6J6-42137-00	INDICATOR, THROTTLE INDICATEUR, ACCELERATION	1	UR F8B
23	90269-02M09	RIVET RIVET	1	
24	6G8-42177-00	RUBBER, HANDLE CAOUTCHOUC, POIGNEE	1	
25	6G8-42113-01-4D	HANDLE, STEERING 3 POIGNEE 3	1	
26	90386-33M56	BUSH DOUILLE	1	
27	90206-20M14	WASHER, WAVE RONDELLE, ONDULEE	1	

D5

FIG. 14 STEERING (F8BM/F8BEM/F9.9BM/F9.9BEM)
 FIG. 14 DIRECTION (F8BM/F8BEM/F9.9BM/F9.9BEM)

REF. NO.	PART NO. NO. PIECES	DESCRIPTION DESCRIPTION	Q' TY QTE	REMARKS REMARQUES
28	90201-20M00	WASHER, PLATE RONDELLE, PLATE	2	
29	90185-20M03	NUT, SELF-LOCKING ECROU, AUTO-BLOCANT	1	
30	90202-20M33	WASHER, PLATE RONDELLE, PLATE	1	



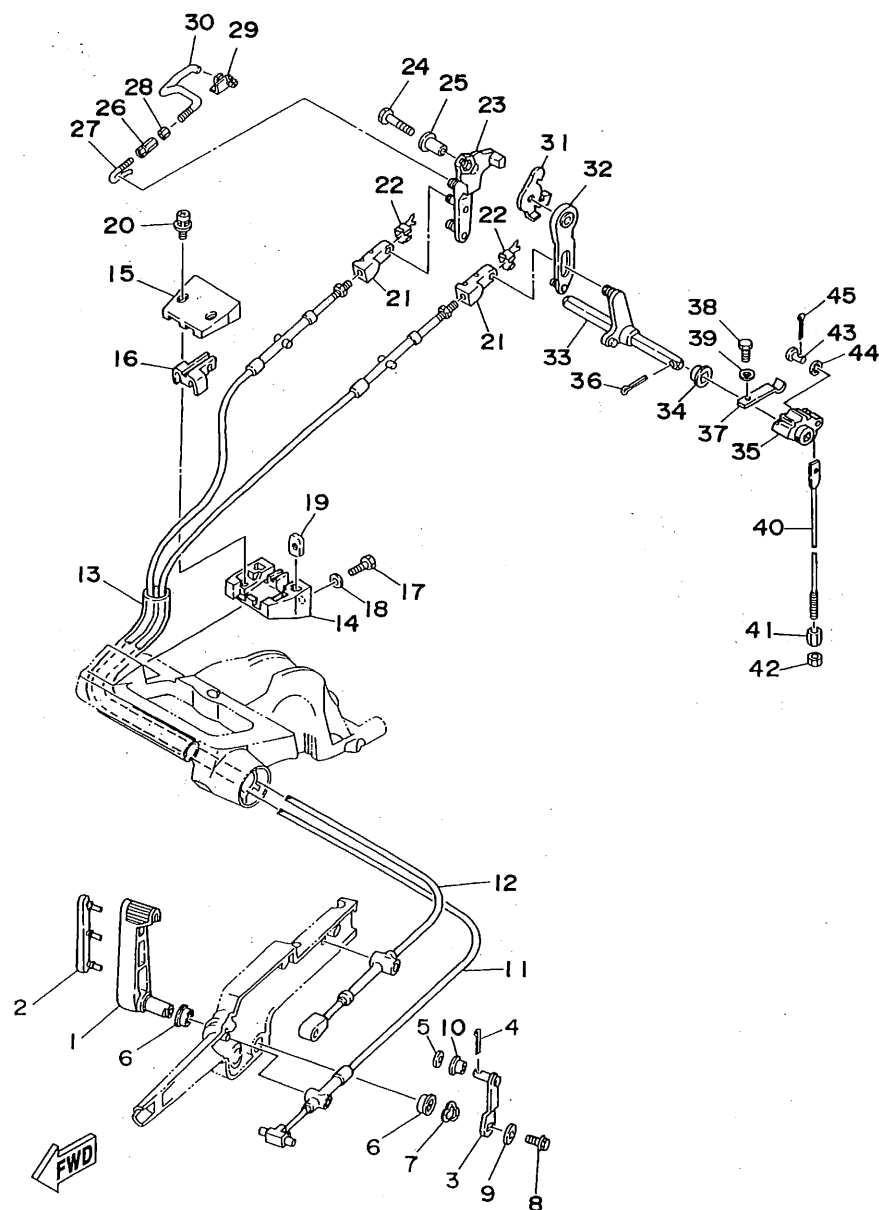


FIG. 15 CONTROL

COMMANDE

REF. NO.	PART NO. NO. PIECES	DESCRIPTION DESCRIPTION	Q'TY QTE	REMARKS REMARQUES
1	6G8-44121-00-98	LEVER, SHIFT ROD LEVIER, TIGE D'INVERSION	1 M/EM	
2	6G8-42129-00	BUSHING, RUBBER DOUILLE, CAOUTCHOUC	1 M/EM	
3	6G8-44123-00	ARM, SHIFT ROD BRAS, TIGE D'INVERSION	1 M/EM	
4	91490-16010	PIN, COTTER GOUPILLE	1 M/EM	
5	92990-05200	WASHER, PLAIN RONDELLE, PLATE	1 M/EM	
6	90386-12069	BUSH DOUILLE	2 M/EM	
7	90206-12052	WASHER, WAVE RONDELLE, ONDULEE	1 M/EM	
8	97513-06216	BOLT, WITH WASHER VIS HEXAGONAL	1 M/EM	
9	90201-06M94	WASHER, PLATE RONDELLE, PLATE	1 M/EM	
10	90386-05M54	BUSH DOUILLE	1 M/EM	
11	6G8-48311-02	CABLE	1 M/EM	
	6G8-48311-11	CABLE	1	AP FOR HANDY REMOTE CONTROL
12	6G8-48321-01	CABLE	1 M/EM	
	6G8-48321-10	CABLE	1	AP FOR HANDY REMOTE CONTROL
13	90445-24M00	HOSE	1 M/EM	
	90445-20ME5	DURITE	1	AP FOR HANDY REMOTE CONTROL
14	6G8-41661-00-98	BRACKET SUPPORT	1	
15	6G8-41662-00-98	BRACKET SUPPORT	1	
16	6G8-41663-00	BRACKET 3 SUPPORT 3	1	
17	97095-06016	BOLT BOULON	2	
18	92990-06600	WASHER, PLATE RONDELLE, PLATE	2	
19	6G8-41654-00	NUT ECROU	2	
20	90159-05M06	SCREW, WITH WASHER VIS, AVEC RONDELLE	2 M/EM	
21	6G8-26363-00	END, CABLE EMBOUT DE CABLE	2 M/EM	
22	6G8-26364-00	END, CABLE 2 EMBOUT, DE CABLE	2	
23	6G8-41212-00	ARM, ACCEL. BRAS	1	
24	97095-06030	BOLT BOULON	1	
25	90387-06M58	COLLAR COLLERETTE	1	

D7

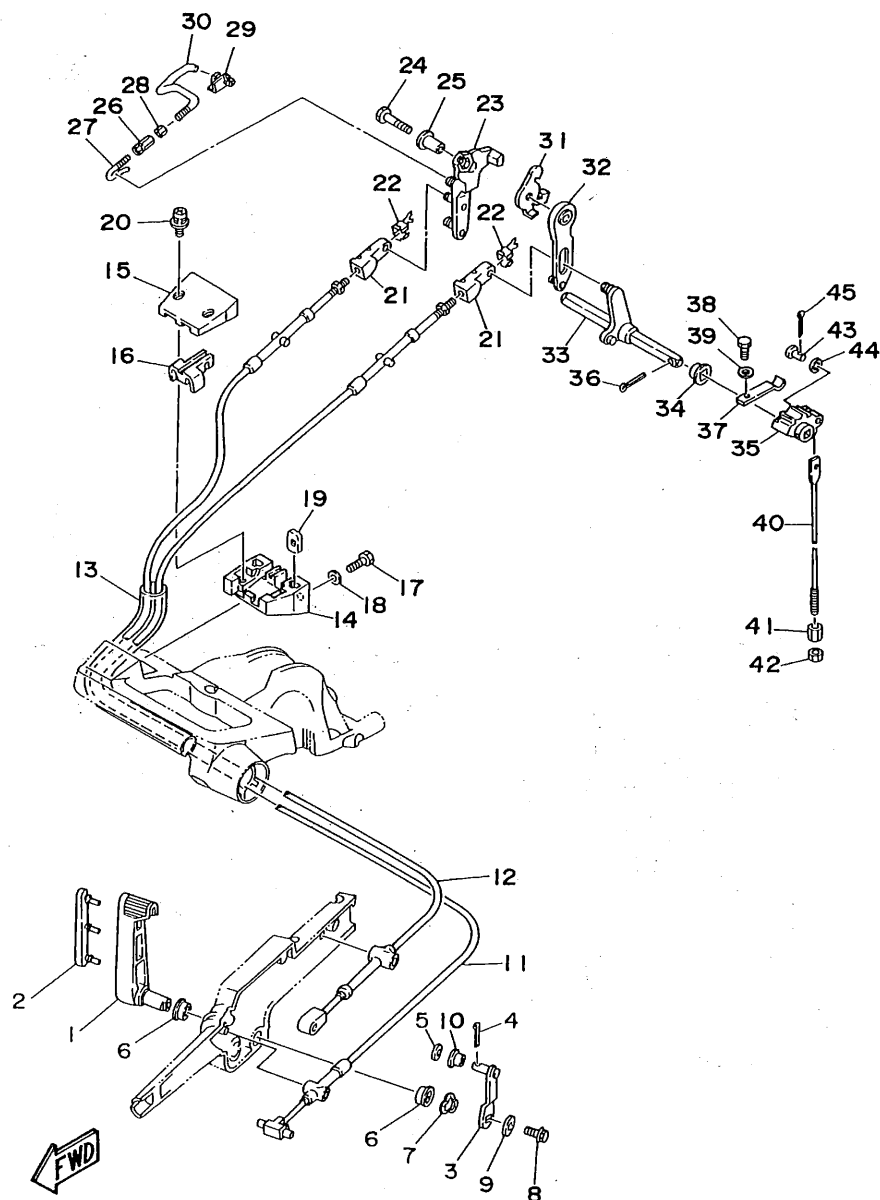


FIG. 15 CONTROL

COMMANDE

REF. NO.	PART NO. NO. PIÈCES	DESCRIPTION DESCRIPTION	Q'TY QTE	REMARKS REMARQUES
26	668-41238-01	JOINT, LINK RACCORD	1	
27	668-41241-01	ROD, LINK BIELLETTE	1	
28	95303-04600	NUT ECROU	1	
29	668-41237-01	JOINT, LINK RACCORD	1	
30	668-41242-01	ROD 2 TIGE 2	1	
31	668-14493-00	STAY 1 SUPPORT 1	1	UR F9.9B
	6J6-14493-00	STAY 1 SUPPORT 1	1	UR F8B
32	668-44111-00	HANDLE, GEAR SHIFT POIGNEE, LEVIER D'EMBRAYAGE	1	
33	668-44159-00	HANDLE, GEAR SHIFT POIGNEE, LEVIER D'EMBRAYAGE	1	
34	682-44132-00	BUSHING COUSSINET	1	
35	682-44121-01	LEVER, SHIFT ROD LEVIER, TIGE D'INVERSION	1	
36	91490-25020	PIN, COTTER GOUPILLE	1	
37	682-44116-01	SPRING RESSORT	1	
38	97095-06014	BOLT BOULON	1	
39	92990-06600	WASHER, PLATE RONDELLE, PLATE	1	
40	669-44143-00	ROD, SHIFT TIGE D'EMBRAYAGE	1	UR SHORT
	668-44143-10	ROD, SHIFT TIGE D'EMBRAYAGE	1	UR LONG
41	90170-06015	NUT ECROU	1	
42	95380-06700	NUT ECROU	1	
43	91790-05020	PIN, CLEVIS AXE D'ARTICULATION	1	
44	92990-05600	WASHER, PLATE RONDELLE, PLATE	1	
45	91490-16010	PIN, COTTER GOUPILLE	1	

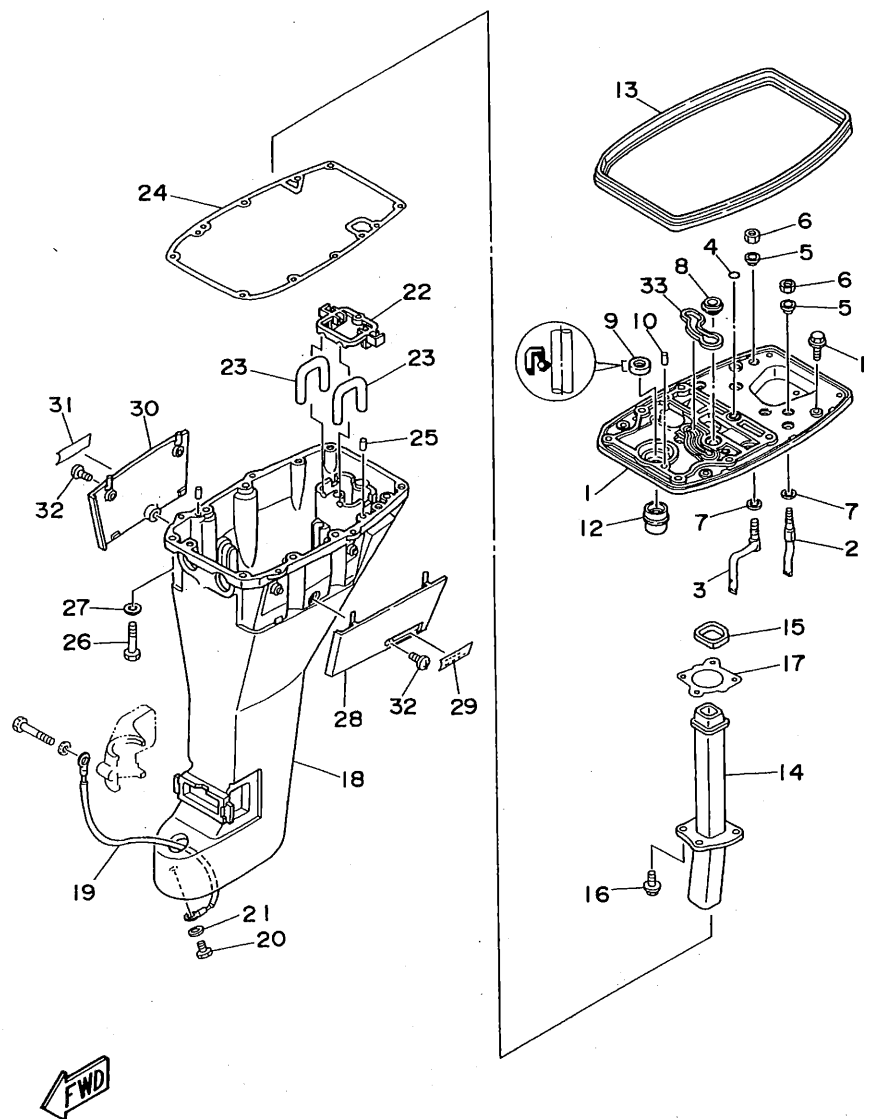


FIG. 16 UPPER CASING

FOURREAU

REF. NO.	PART NO. NO. PIECES	DESCRIPTION DESCRIPTION	Q'TY QTE	REMARKS REMARQUES
1	6G8-41137-04-94	GUIDE, EXHAUST COLLECTEUR D'ECHAPPEMENT	1	
2	6G8-12483-00	PIPE 3 DURITE 3	1	
3	6G8-12484-00	PIPE 4 DURITE 4	1	
4	93210-08M60	O-RING JOINT TORIQUE	1	
5	90386-10M70	BUSH DOUILLE	2	
6	95380-10700	NUT ECROU	2	
7	90202-10M03	WASHER, PLATE RONDELLE, PLATE	2	
8	6G8-44367-00	DAMPER, WATER SEAL JOINT TUBE D'EAU	1	
9	93101-13M27	OIL SEAL JOINT SPY	1	
10	93606-12019	PIN, DOWEL GOUPILE	2	
11	97595-06520	BOLT, WITH WASHER BOULON, AVEC RONDELLE	2	
12	6G8-45135-00	PIPE TUYAU	1	
13	6G8-42716-00	RUBBER, SEAL 1 JOINT EN CAOUTCHOUC 1	1	
14	6G8-41131-01	MANIFOLD, EXT. 1 PIPE D'ECHAPPEMENT	1	
15	6G8-41138-00	SEAL, EXT. 1 JOINT DE GROUPE 1	1	
16	90105-06M33	BOLT, WASHER BASED BOULON, AVEC RONDELLE	4	
17	6G8-41133-A0	GASKET, EXHAUST MANIFOLD 1 JOINT, PIPE D'ECHAPPEMENT	1	
18	6G9-45111-03-4D	CASING, UPPER FOURREAU	1	UR SHORT
	6G8-45111-13-4D	CASING, UPPER FOURREAU	1	UR LONG
19	6G8-82149-00	WIRE, LEAD 3 FIL 3	1	
20	97095-06012	BOLT BOULON	1	
21	92990-06600	WASHER, PLATE RONDELLE, PLATE	1	
22	6G8-45151-10	COVER, UPPER CASING CAPUCHON, FOURREAU	1	
23	6G8-45136-00	PIPE DURITE	2	
24	6G8-45113-A1	GASKET, UPPER CASING JOINT, TUBE D'ARBRE	1	
25	93606-12019	PIN, DOWEL GOUPILE	2	
26	97095-08040	BOLT BOULON	6	
27	92990-08600	WASHER, PLATE RONDELLE, PLATE	6	

E2

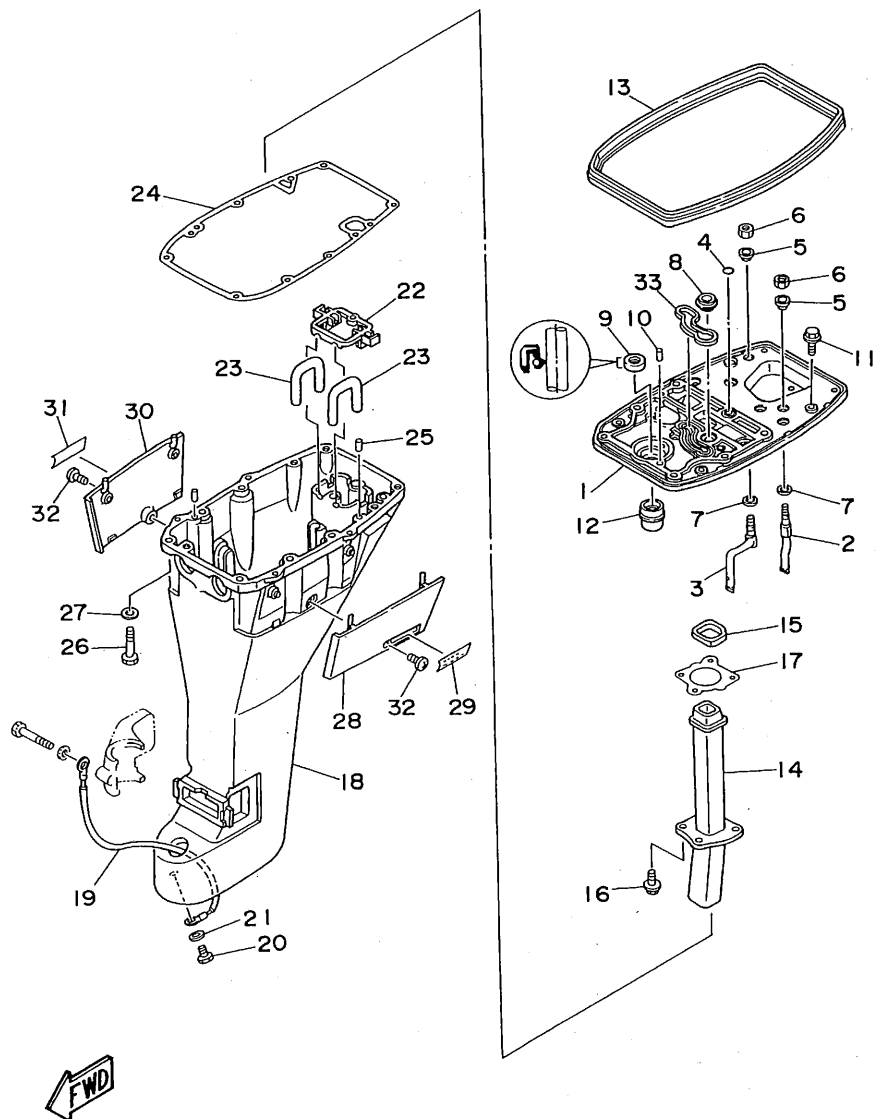


FIG. 16 UPPER CASING

FOURREAU

REF. NO.	PART NO. NO. PIECES	DESCRIPTION DESCRIPTION	Q'TY QTE	REMARKS REMARQUES
28	6G8-42741-00-4D	APRON CAPOT LATERAL	1	
29	6G8-42791-00	MARK 1 ETIQUETTE 1	1	
30	6G8-42771-00-4D	APRON CAPOT LATERAL	1	
31	6G8-42792-00	MARK ETIQUETTE	1	
32	90157-06M04	SCREW, PAN HEAD VIS, TETE TRONCONIQUE	2	
33	6G8-11355-00	SEAL, CYLINDER 1 JOINT, SPY CYLINDRE	1	

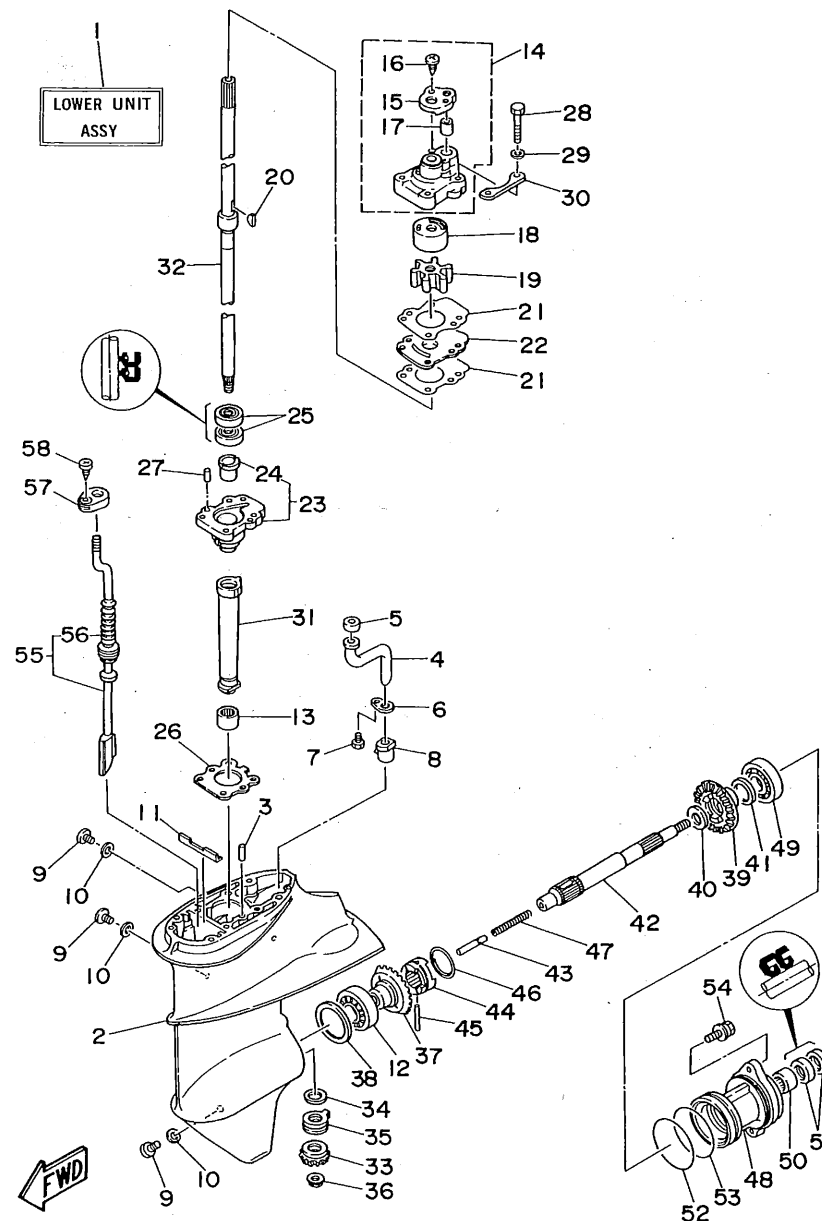


FIG. 17 LOWER CASING. DRIVE 1

BOITIER D'HELICE, TRANSMISSION 1

REF. NO.	PART NO. NO. PIECES	DESCRIPTION DESCRIPTION	Q'TY QTE	REMARKS REMARQUES
1	6G9-45300-06-4D	LOWER UNIT ASSY UNITE INFERIEURE (ENS.) (REF.NO. 2 ~ 58)	1	UR SHORT
	6G9-45300-16-4D	LOWER UNIT ASSY UNITE INFERIEURE (ENS.) (REF.NO. 2 ~ 58)	1	UR LONG
2	6E8-45311-00-4D	CASING, LOWER BOITIER D'HELICE	1	
3	93604-08062	PIN, DOWEL CLAVETTE	1	
4	683-44362-01	TUBE, WATER TUBE D'EAU	1	
5	683-44365-01	DAMPER, WATER SEAL JOINT, TUBE D'EAU	1	
6	683-44373-00	SET PLATE, WATER TUBE BRIDE, TUBE D'EAU	1	
7	97095-06010	BOLT BOULON	1	
8	6E7-44366-00	DAMPER, WATER SEAL JOINT, TUBE D'EAU	1	
9	90340-08M04	PLUG, STRAIGHT SCREW PLOT, FILETE DROIT	3	
10	90430-08020	GASKET JOINT	3	
11	682-45376-01	GUIDE, SEAL DAMPER BUTEE, JOINT CAOUTCHOUC	1	
12	93332-00005	BEARING ROULEMENT	1	
13	93315-314V8	BEARING, CYLINDRICAL ROULEMENT	1	
14	682-44300-01	HOUSING WATER PUMP ASSY CORPS POMPE A EAU (ENS)	1	
15	682-44312-00	.COVER, WATER PUMP HOUSING .COUVERCLE	1	
16	97780-40112	.SCREW, TAPPING .VIS, TETE BOMBEE	2	
17	682-44365-00	.DAMPER, WATER SEAL .JOINT, TUBE D'EAU	1	
18	682-44322-00	INSERT, CARTRIDGE CUVETTE	1	
19	682-44352-01	IMPELLER TURBINE	1	
20	90280-03024	KEY, WOODRUFF CLAVETTE, DEMI-LUNE	1	
21	682-44315-A0	GASKET, WATER PUMP JOINT, POMPE A EAU	2	
22	682-44323-00	OUTER PLATE, CARTRIDGE PLAQUE EXTERIEURE	1	
23	6E7-45331-00-5B	HOUSING, BEARING FLASQUE, ROULEMENT	1	
24	626-45316-09	.BUSHING, DRIVE SHAFT .DOUILLE, ARBRE MOTEUR	1	
25	93101-20048	OIL SEAL JOINT SPY	2	
26	683-45315-A0	PACKING, LOWER CASING JOINT, BOITIER D'HELICE	1	

E4

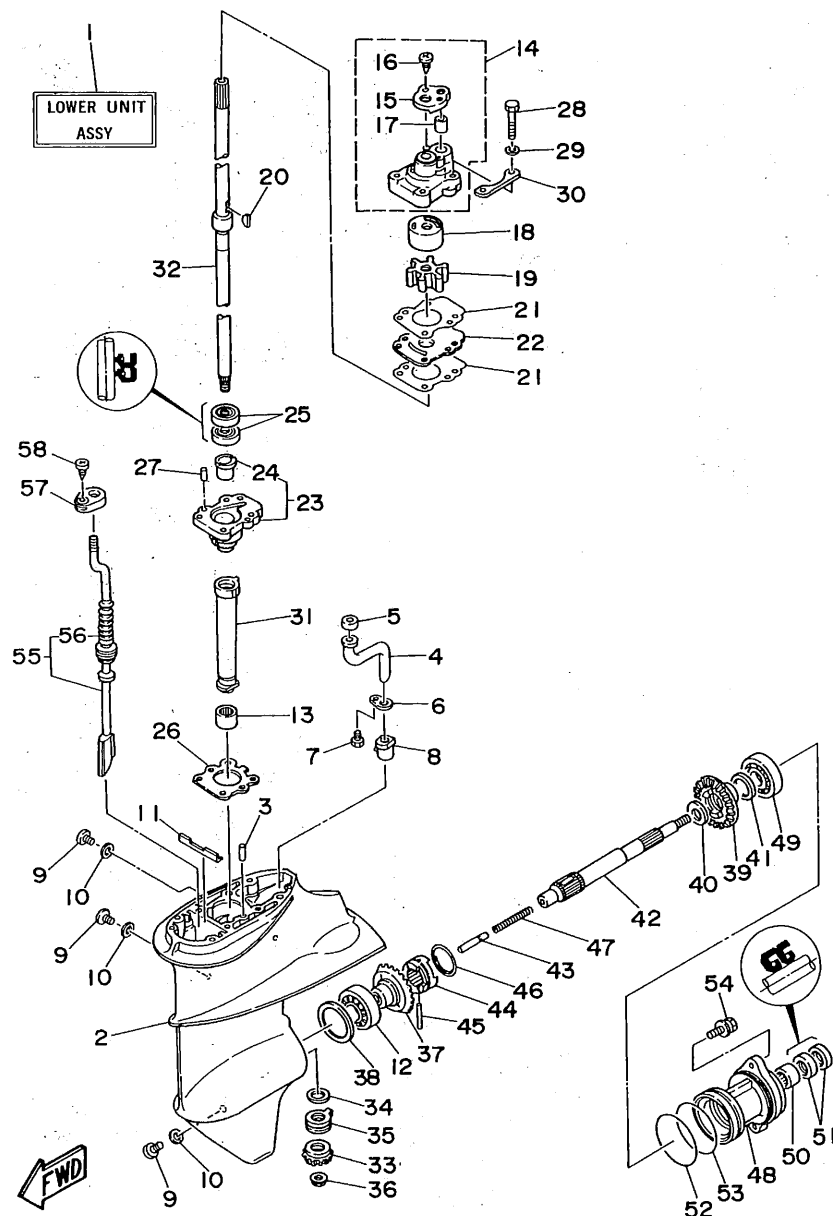


FIG. 17 LOWER CASING. DRIVE 1

BOITIER D'HELICE, TRANSMISSION 1

REF. NO.	PART NO. NO. PIECES	DESCRIPTION DESCRIPTION	Q'TY QTE	REMARKS REMARQUES
27	93606-12019	PIN, DOWEL GOUPILLE	2	
28	97095-06045	BOLT BOULON	4	
29	92990-06600	WASHER, PLATE RONDELLE, PLATE	4	
30	682-44328-00	PLATE PLAQUETTE	2	
31	6E7-45536-00	SLEEVE, DRIVE SHAFT MANCHON, ARBRE MOTEUR	1	
32	6G9-45501-01	DRIVE SHAFT COMP. ARBRE MOTEUR COMP.	1	UR SHORT
	6G9-45501-11	DRIVE SHAFT COMP. ARBRE MOTEUR COMP.	1	UR LONG
33	6E7-45551-00	PINION PIGNON D'ATTAQUE	1	
34	6E8-45587-00-13	SHIM (T:1.13MM) CALE (T:1.13MM)	1	UR
	6E8-45587-00-20	SHIM (T:1.20MM) CALE (T:1.20MM)	1	UR
35	93341-414V1	BEARING, THRUST CERVEAUX DE DIRECTION	1	
36	90179-08M06	NUT ECROU	1	
37	6E7-45560-00	GEAR PIGNON	1	
38	664-45567-01-10	SHIM (T:0.10MM) CALE (T:0.10MM)	1	UR
	664-45567-01-12	SHIM (T:0.12MM) CALE (T:0.12MM)	1	UR
	664-45567-01-15	SHIM (T:0.15MM) CALE (T:0.15MM)	1	UR
	664-45567-01-18	SHIM (T:0.18MM) CALE (T:0.18MM)	1	UR
	664-45567-01-30	SHIM (T:0.30MM) CALE (T:0.30MM)	1	UR
	664-45567-01-40	SHIM (T:0.40MM) CALE (T:0.40MM)	1	UR
	664-45567-01-50	SHIM (T:0.50MM) CALE (T:0.50MM)	1	UR
39	6E7-45571-00	GEAR PIGNON	1	
40	90201-17682	WASHER, PLATE RONDELLE, PLATE	1	
41	626-45577-00-01	SHIM (0.1MM) CALE (0.1MM)	1	UR
	626-45577-00-03	SHIM (0.3MM) CALE (0.3MM)	1	UR
	626-45577-00-05	SHIM (0.5MM) CALE (0.5MM)	1	UR
42	683-45611-00	SHAFT, PROPELLER ARBRE, HELICE	1	
43	650-45635-00	PLUNGER, SHIFT POUSOIR D'EMBRAYAGE	1	
44	682-45631-00	CLUTCH, DOG CRABOT	1	

E5

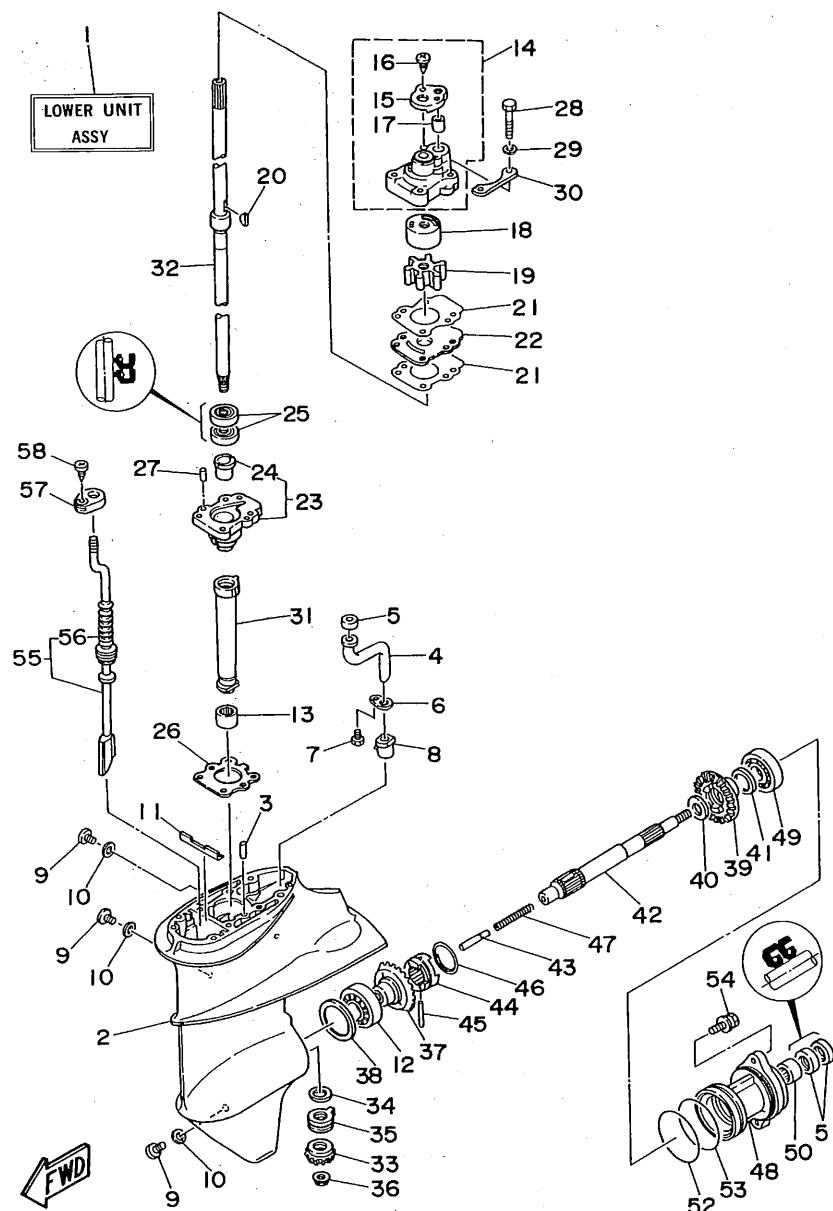


FIG. 17 LOWER CASING. DRIVE 1

BOITIER D'HELICE, TRANSMISSION 1

REF. NO.	PART NO. NO. PIECES	DESCRIPTION DESCRIPTION	Q'TY QTE	REMARKS REMARQUES
45	90250-05010	PIN, STRAIGHT GOUPILLE, DROITE	1	
46	648-45633-00	RING, CROSS PIN JONC, GOUPILLE CRABOT	1	
47	90501-14M06	SPRING, COMPRESSION RESSORT, COMPRESSION	1	
48	683-45361-01-40	CAP, LOWER CASING COUVERCLE, BOITIER D'HELICE	1	
49	93306-00519	BEARING ROULEMENT	1	
50	93315-317U2	BEARING, CYLINDRICAL ROULEMENT	1	
51	93101-17054	OIL SEAL JOINT SPY	2	
52	93210-57M09	O-RING JOINT TORIQUE	1	
53	93210-56M80	O-RING JOINT TORIQUE	1	
54	97595-06520	BOLT, WITH WASHER VIS HEXAGONAL	2	
55	669-44150-00	SHIFT CAM ASSY CAME D'INVERSION	1	UR SHORT
	669-44150-10	SHIFT CAM ASSY CAME D'INVERSION	1	UR LONG
56	682-44147-00	BOOT, SHIFT ROD .SOUFFLET, TIGE D'INVERSION	1	
57	682-44176-00	BRACKET SUPPORT	1	
58	97780-50110	SCREW, TAPPING VIS, TETE BOMBEE	1	

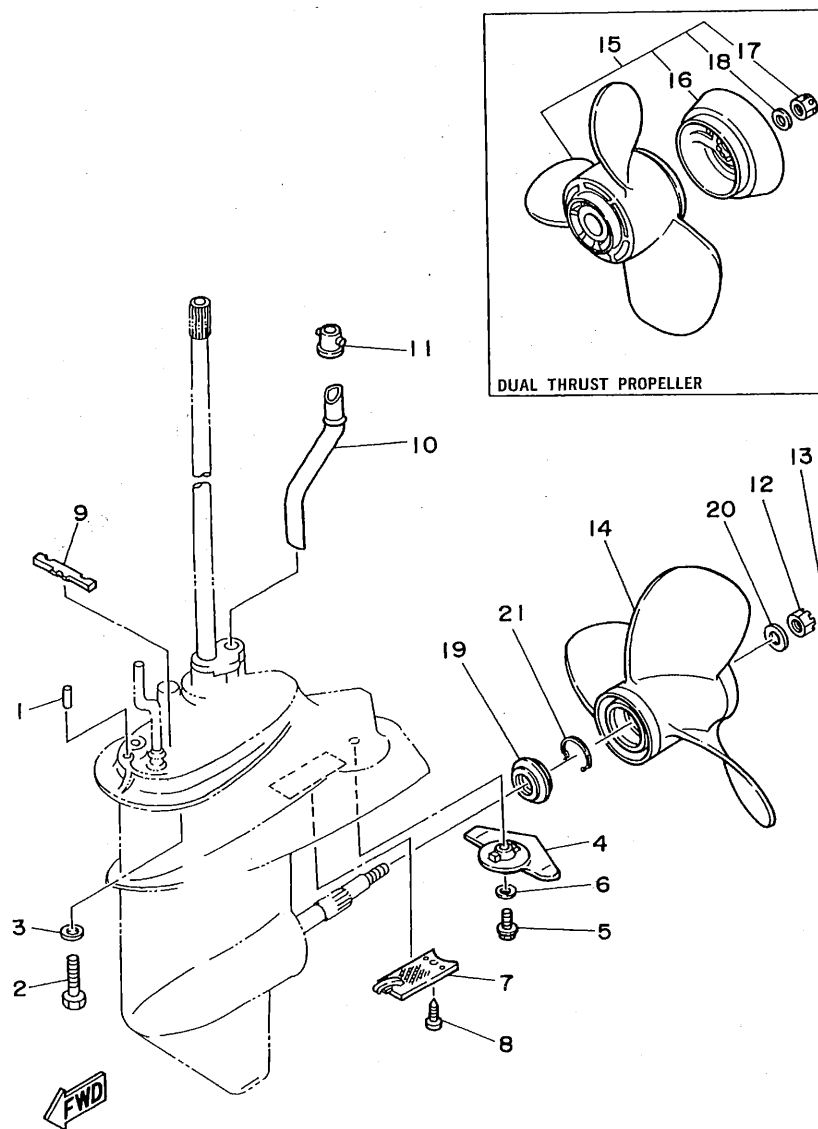


FIG. 18 LOWER CASING. DRIVE 2

BOITIER D'HELICE, TRANSMISSION 2

REF. NO.	PART NO. NO. PIECES	DESCRIPTION DESCRIPTION	Q'TY QTE	REMARKS REMARQUES
1	93606-12019	PIN, DOWEL GOUPILLE	2	
2	97095-08035	BOLT BOULON	4	
3	92990-08600	WASHER, PLATE RONDELLE, PLATE	4	
4	6E8-45251-01	ANODE	1	
5	95895-06020	BOLT, FLANGE BOULON	1	
6	92990-06300	WASHER, INTERNAL TOOTH RONDELLE, DENTURE INTERNE	1	
7	6E7-45214-00	COVER, WATER INLET GRILLE, ENTREE D'EAU	1	
8	98580-05012	SCREW, PAN HEAD VIS	1	
9	682-45375-01	DAMPER, SEAL BOURRELET, CAOUTCHOUC	1	
10	669-44361-00	TUBE, WATER TUBE D'EAU	1	UR SHORT
	668-44361-10	TUBE, WATER TUBE D'EAU	1	UR LONG
11	626-44365-01	DAMPER, WATER SEAL JOINT, TUBE D'EAU	1	
12	90171-10M01	NUT, CASTLE ECROU, CRENELE	1	
13	91490-30020	PIN, COTTER GOUPILLE	1	
	91490-30030	PIN, COTTER GOUPILLE	1	AP FOR DUAL THRUST PROP.
14	683-45949-00-EL	PROPELLER (3X9-1/2"X6-1/2"-J) HELICE (3X9-1/2"X6-1/2"-J)	1	UR
	683-45947-00-EL	PROPELLER (3X9-1/4"X8"-J) HELICE (3X9-1/4"X8"-J)	1	UR
	683-45945-00-EL	PROPELLER (3X9-1/4"X9"-J) HELICE (3X9-1/4"X9"-J)	1	UR
	683-45952-00-EL	PROPELLER (3X9-1/4"X9-3/4"-J) HELICE (3X9-1/4"X9-3/4"-J)	1	UR
	683-45943-00-EL	PROPELLER (3X9-1/4"X10-1/2"-J) HELICE (3X9-1/4"X10-1/2"-J)	1	UR
	683-45941-00-EL	PROPELLER (3X9-1/4"X12"-J) HELICE (3X9-1/4"X12"-J)	1	UR
15	683-W4591-02-EL	PROPELLER (3X9-3/4"X8"-J) HELICE (3X9-3/4"X8"-J)	1	AP FOR DUAL THRUST PROP.
	683-W4592-02-EL	PROPELLER (3X9-3/4"X6-1/2"-J) HELICE (3X9-3/4"X6-1/2"-J)	1	AP FOR DUAL THRUST PROP.
16	6E7-45986-00	.RING, DEFLECTOR .DEFLECTEUR DE CERCLE	1	
17	90171-10M07	.NUT, CASTLE .ECROU, CRENELE	1	
18	90201-10M02	.WASHER, PLATE .RONDELLE, PLATE	1	
19	669-45987-00	SPACER ENTRETOISE	1	
20	90201-10M01	WASHER, PLATE RONDELLE, PLATE	1	

E7

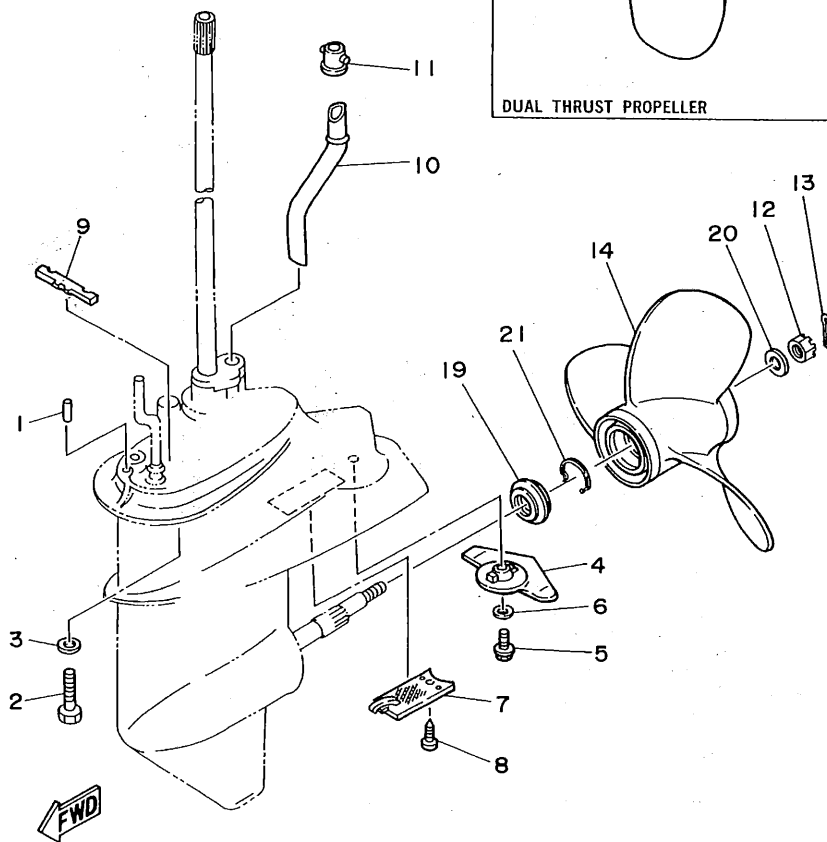


FIG. 18 LOWER CASING. DRIVE 2

BOITIER D'HELICE, TRANSMISSION 2

REF. NO.	PART NO. NO. PIECES	DESCRIPTION DESCRIPTION	Q'TY QTE	REMARKS REMARQUES
21	93450-10M05	CIRCLIP CIRCLIP	1	

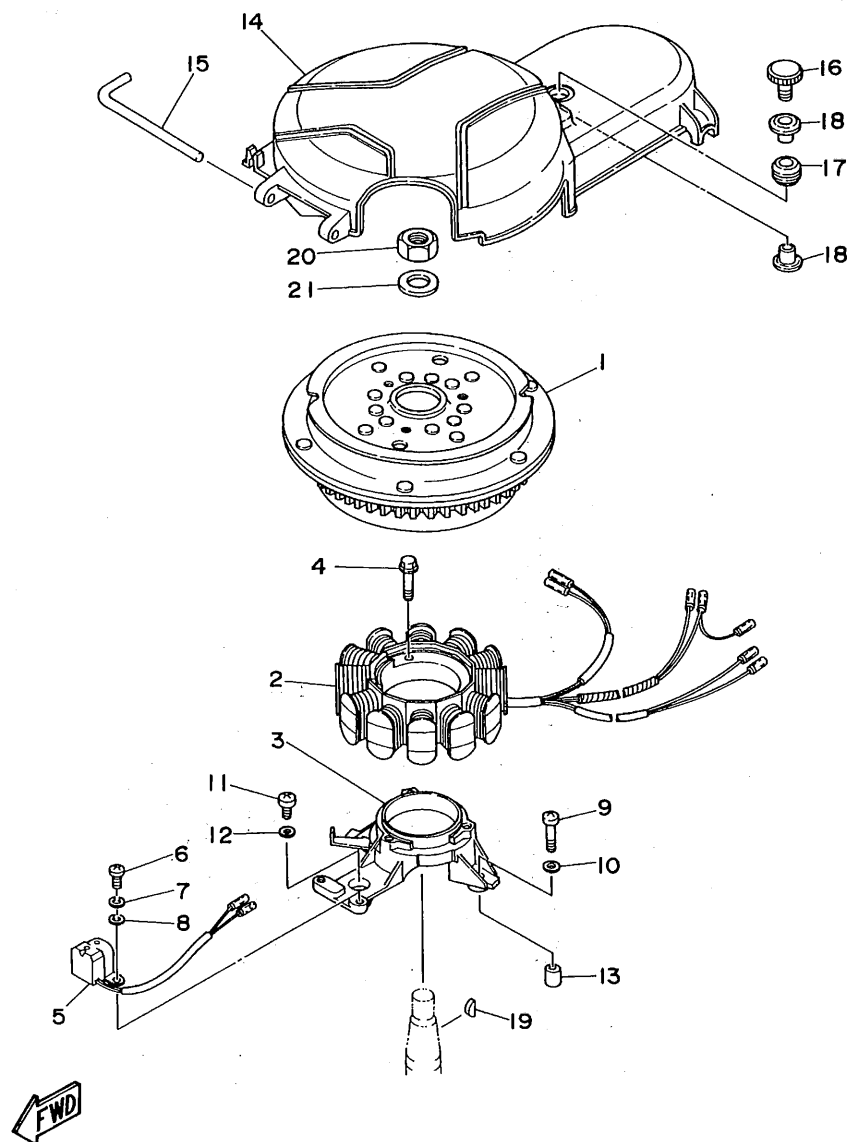


FIG. 19 GENERATOR

GENERATRICE

REF. NO.	PART NO. NO. PIECES	DESCRIPTION DESCRIPTION	Q'TY QTE	REMARKS REMARQUES
1	6G8-85550-11	ROTOR ASSY	1	UR M
	6G8-85550-01	ROTOR CPLT		
2	6G9-85510-01	ROTOR ASSY	1	UR E/EM
		ROTOR CPLT		
3	6G8-85561-00-94	STATOR ASSY	1	
		STATOR CPLT		
4	95024-06025	BASE, MAGNETO	1	
		BASE, MAGNETO		
5	6G8-85580-02	BOLT, FLANGE	3	
		BOULON, A COLLERETTE		
6	6G8-85580-02	COIL, PULSER	1	
		BOBINE, PULSEUR		
7	98580-05012	SCREW, PAN HEAD	2	
		VIS		
8	92990-05100	WASHER, SPRING	2	
		RONDELLE, GROUVER		
9	92990-05600	WASHER, PLATE	2	
		RONDELLE, PLATE		
10	98580-06025	SCREW, PAN HEAD	2	
		VIS		
11	92990-06600	WASHER, PLATE	2	
		RONDELLE, PLATE		
12	98580-06020	SCREW, PAN HEAD	1	
		VIS		
13	92990-06600	WASHER, PLATE	1	
		RONDELLE, PLATE		
14	99530-08012	PIN, DOWEL	2	
		GOUJON, D'ASSEMBLAGE		
15	6G8-81337-01	COVER, FLYWHEEL	1	
		COUVERCLE, VOLANT		
16	6G8-42752-00	SHAFT	1	
		AXE		
17	6G8-81323-00	SCREW 1	1	
		VIS 1		
18	90480-15M31	GROMMET	1	
		PASSE-FIL		
19	90387-06M71	COLLAR	2	
		COLLERETTE		
20	90280-16053	KEY, WOODRUFF	1	
		CLAVETTE, DEMI-LUNE		
21	90170-12066	NUT	1	
		ECROU		
	90201-12472	WASHER, PLATE	1	
		RONDELLE, PLATE		

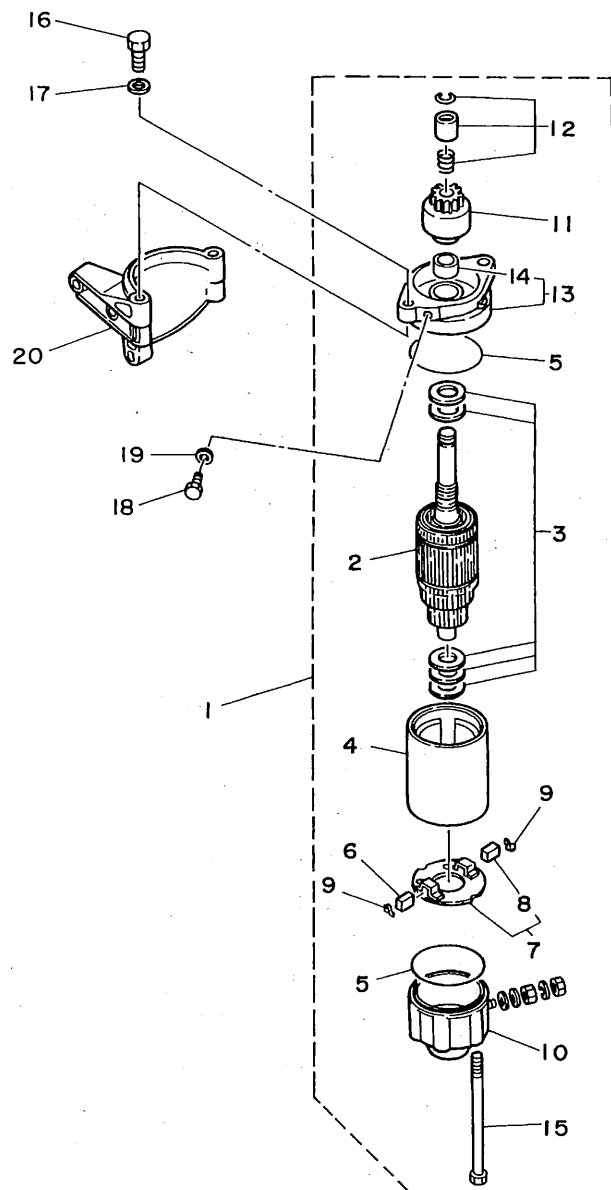


FIG. 20 STARTING MOTOR (F8BE/F8BEM/F9.9BE/F9.9BEM)
FIG. 20 DEMARREUR ELECTRIQUE (F8BE/F8BEM/F9.9BE/F9.9BEM)

REF. NO.	PART NO. NO. PIECES	DESCRIPTION DESCRIPTION	Q'TY QTE	REMARKS REMARQUES
1	668-81800-11	STARTING MOTOR ASSY DEMARREUR ELECTRIQUE COMPLET	1	
2	689-81850-12	.ARMATURE ASSY .INDUIT	1	
3	689-81809-11	.WASHER KIT .JEU DE RONDELLES	1	
4	689-81810-11	.STATOR ASSY .STATOR COMPLET	1	
5	689-81847-11	.O-RING .JOINT TORIQUE	2	
6	689-81811-11	.BRUSH 1 .CHARBON 1	1	
7	689-81840-11	.BRUSH HOLDER ASSY .SUPPORT DE CHARBON	1	
8	689-81812-11	..BRUSH 2 ..CHARBON 2	1	
9	689-81813-10	.SPRING, BRUSH .RESSORT, DE CHARBON	2	
10	689-81820-11	.REAR BRACKET ASSY .SUPPORT ARRIERE COMPLET	1	
11	689-81807-12	.GEAR ASSY, STARTING MOTOR .PIGNON, DEMARREUR ELECTRIQUE	1	
12	689-81857-11	.PINION STOPPER SET .BUTEE PIGNON	1	
13	6F5-81830-11	.FRONT BRACKET ASSY .SUPPORT AVANT	1	
14	689-81831-00	..METAL, FRONT ..METAL, AVANT	1	
15	689-81826-10	.BOLT .BOULON	2	
16	97095-08025	BOLT BOULON	2	
17	92990-08600	WASHER, PLATE RONDELLE, PLATE	2	
18	97095-08016	BOLT BOULON	1	
19	92990-08600	WASHER, PLATE RONDELLE, PLATE	1	
20	668-81822-40-94	BRACKET, STARTING MOTOR SUPPORT, DEMARREUR ELECTRIQUE	1	

FWD

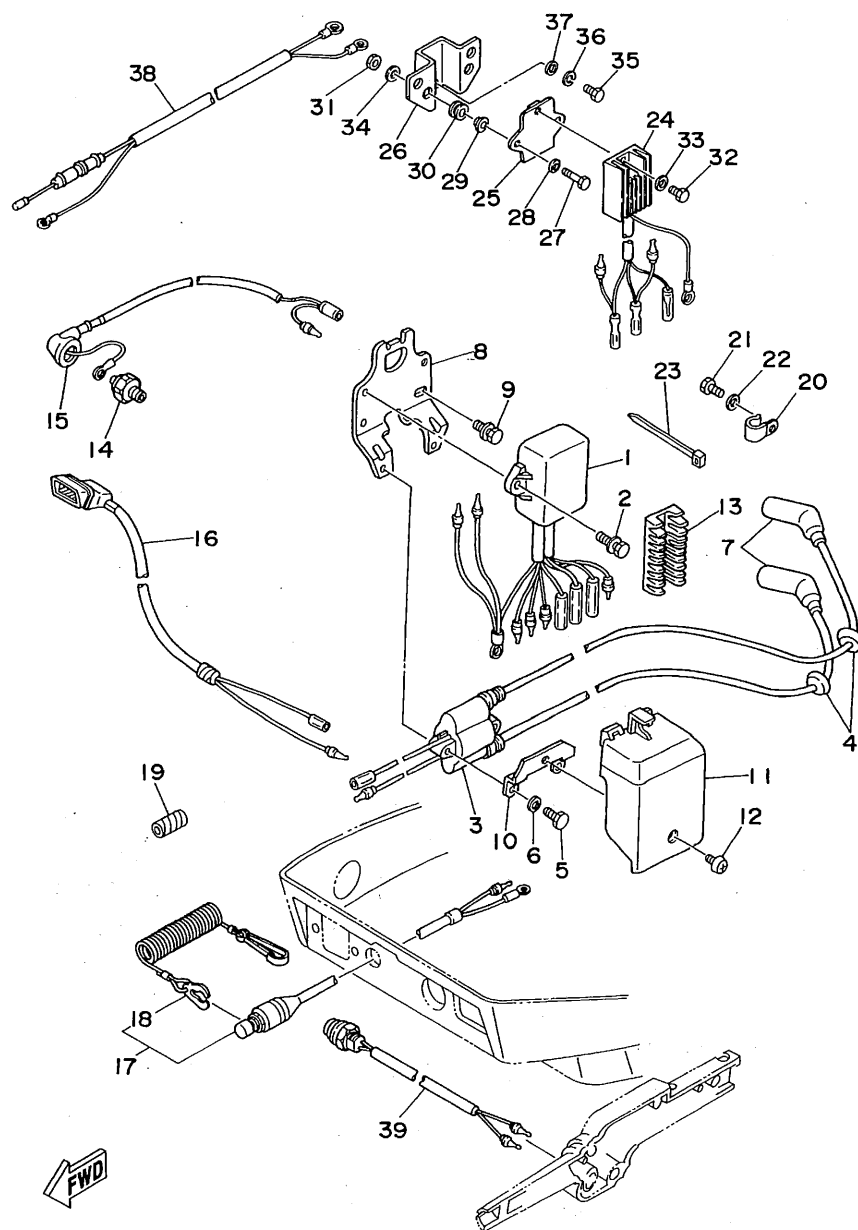


FIG. 21 ELECTRICAL 1

PARTIE ELECTRIQUE 1

REF. NO.	PART NO. NO. PIECES	DESCRIPTION DESCRIPTION	Q'TY QTE	REMARKS REMARQUES
1	6G9-85540-21	C.D.I. UNIT ASSY BLOC C.D.I.	1	
2	97595-06520	BOLT, WITH WASHER VIS HEXAGONAL	2	
3	6G8-85570-21	IGNITION COIL ASSY BOBINE D'ALLUMAGE (ENS.)	1	
4	90480-25161	GROMMET PASSE-FIL	2	
5	97095-06025	BOLT BOULON	2	
6	92990-06600	WASHER, PLATE RONDELLE, PLATE	2	
7	6G8-82370-20	PLUG CAP ASSY ANTIPARASITE	2	
8	6G8-85542-00	BRACKET SUPPORT	1	
9	97595-06520	BOLT, WITH WASHER VIS HEXAGONAL	2	
10	6G8-85525-00	PLATE PLAQUE	1	
11	6G8-81916-00	COVER, TERMINAL COUVERCLE, BORNE	1	
12	98980-06008	SCREW, BIND VIS	1	
13	6G8-82522-00	CLAMP, COUPLER BRIDE, DE CONNECTEUR	1	
14	6G8-82504-00	OIL PRESSURE SWITCH ASSY CONTACTEUR DE PRESSION D'HUILE	1	
15	6G8-82127-00	WIRE, LEAD 2 FIL 2	1	
16	6G8-83582-01	PILOT LIGHT ASSY LAMPE-TEMOIN COMPLET	1	
17	6G8-82575-00	ENGINE STOP SWITCH ASSY COUPE CIRCUIT CPLT	1	M/EM
18	682-82556-00	.STOPPER .PLAQUETTE	1	
19	90446-10M02	HOSE DURITE	1	
20	90465-08028	CLAMP BRIDE	1	
21	97013-06012	BOLT BOULON	1	
22	92990-06600	WASHER, PLATE RONDELLE, PLATE	1	
23	90465-13M11	CLAMP BRIDE	1	
24	6J8-81960-00	RECTIFIER & REGULATOR ASSY REDRESSEUR REGULATEUR CPLT	1	F88M/F9.98M
25	6G9-81948-00	BRACKET JOINT TORIQUE	1	F88M/F9.98M
26	6G8-81948-02	BRACKET JOINT TORIQUE	1	F88M/F9.98M
27	97095-06025	BOLT BOULON	2	F88M/F9.98M
28	92990-06600	WASHER, PLATE RONDELLE, PLATE	2	F88M/F9.98M

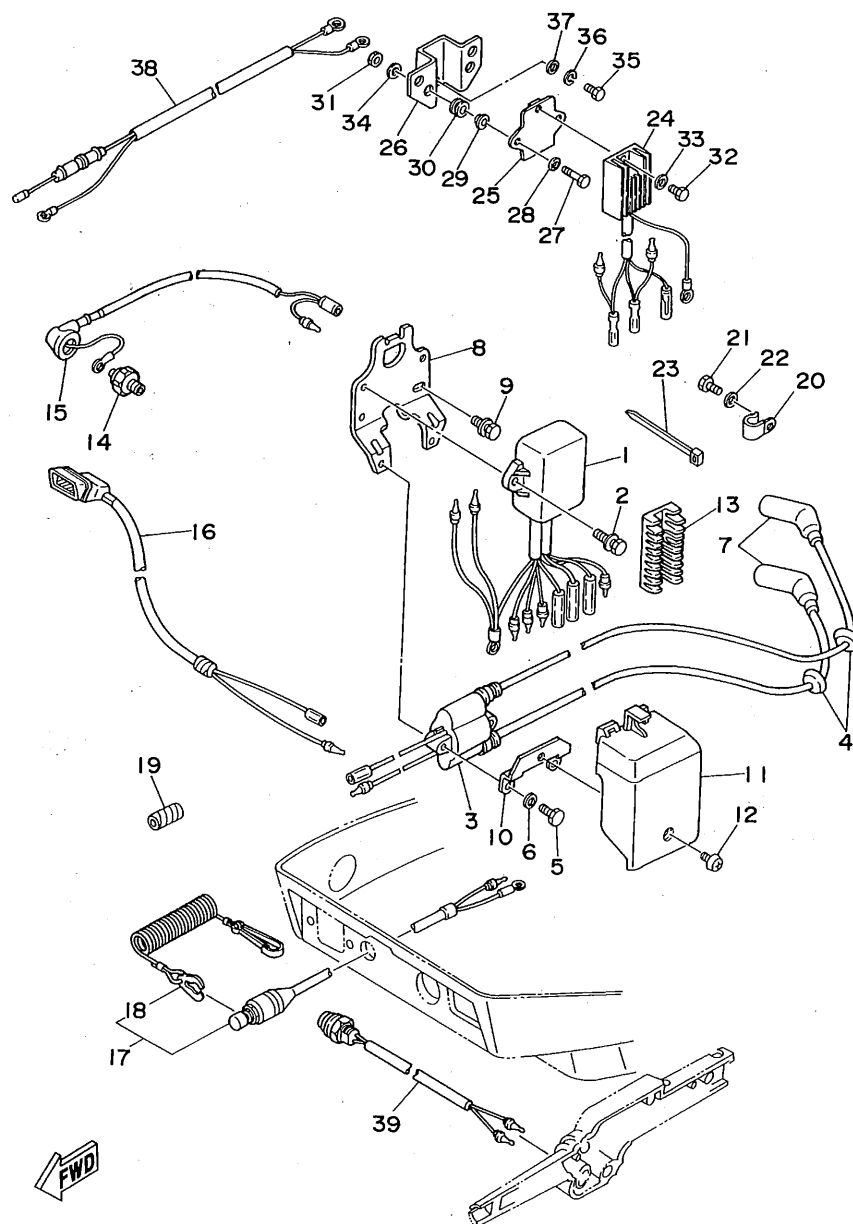


FIG. 21 ELECTRICAL 1

PARTIE ELECTRIQUE 1

REF. NO.	PART NO. NO. PIECES	DESCRIPTION DESCRIPTION	Q'TY QTE	REMARKS REMARQUES
29	90387-06M70	COLLAR COLLERETTE	2	F8BM/F9.9BM
30	90480-13M24	GROMMET PASSE-FIL	2	F8BM/F9.9BM
31	95380-06700	NUT ECROU	2	F8BM/F9.9BM
32	97095-06016	BOLT BOULON	1	F8BM/F9.9BM
33	92990-06600	WASHER, PLATE RONDELLE, PLATE	1	F8BM/F9.9BM
34	92990-06600	WASHER, PLATE RONDELLE, PLATE	2	F8BM/F9.9BM
35	97095-06020	BOLT BOULON	1	F8BM/F9.9BM
36	92995-06100	WASHER, SPRING RONDELLE, GROWER	1	F8BM/F9.9BM
37	92990-06600	WASHER, PLATE RONDELLE, PLATE	1	F8BM/F9.9BM
38	6J8-82105-10	WIRE HARNESS FAISCEAU DE FILS	1	AP
39	6G8-82550-10	ENGINE STOP SWITCH ASSY COMMUTATEUR D'ARRET CPLT	1	M/EM

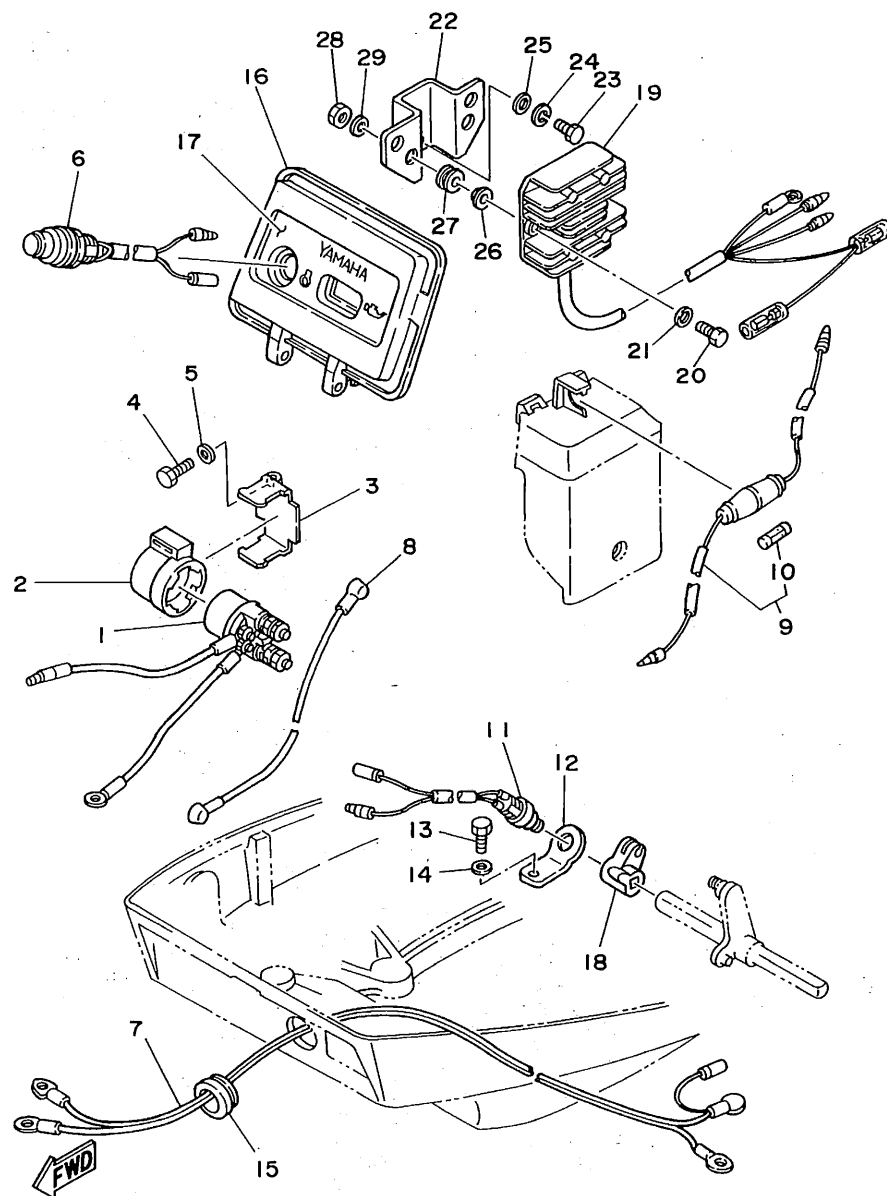


FIG. 22 ELECTRICAL 2 (F8BEM/F9.9BEM) PARTIE ELECTRIQUE 2 (F8BEM/F9.9BEM)

REF. NO.	PART NO. NO. PIECES	DESCRIPTION DESCRIPTION	Q'TY QTE	REMARKS REMARQUES
1	6J0-81941-10	STARTER RELAY ASSY LANCEUR RELAIS (ENS.)	1	
2	6G1-81952-00	HOLDER, RELAY SUPPORT, RELAIS	1	
3	6G8-81953-00	STAY, RELAY SUPPORT, RELAIS	1	
4	97095-06012	BOLT BOULON	1	
5	92990-06600	WASHER, PLATE RONDELLE, PLATE	1	
6	6G8-81870-00	STARTING SWITCH ASSY CONTACT A CLEF	1	
7	6G8-82105-01	WIRE HARNESS FAISCEAU DE FILS	1	
8	6G8-82117-00	WIRE, LEAD FIL	1	
9	6G8-82150-00	FUSE HOLDER ASSY SUPPORT DE FUSIBLE	1	
10	682-82151-00	.FUSE (20A) .FUSIBLE (20A)	1	
11	6H3-82540-00	NEUTRAL SWITCH ASSY CONTACTEUR DE POINT-MORT	1	
12	6G8-82554-00	STAY, NEUTRAL SWITCH SUPPORT, CONT DE POINT-MORT	1	
13	97095-06012	BOLT BOULON	1	
14	92990-06600	WASHER, PLATE RONDELLE, PLATE	1	
15	6G8-42724-40	GROMMET PASSE-FIL	1	
16	6G8-42614-12	PANEL, FRONT UPPER Panneau, AVANT SUPERIEUR	1	
17	6G8-42677-10	GRAPHIC, FRONT ADHESIF, AVANT	1	
18	6G8-44125-00	LEVER, SHIFT ROD LEVIER, TIGE D'INVERSION	1	
19	6G8-81960-A1	RECTIFIER & REGULATOR ASSY REDRESSEUR REGULATEUR CPLT	1	
20	97095-06025	BOLT BOULON	2	
21	92990-06600	WASHER, PLATE RONDELLE, PLATE	2	
22	6G8-81948-02	BRACKET JOINT TORIQUE	1	
23	97095-06020	BOLT BOULON	1	
24	92995-06100	WASHER, SPRING RONDELLE, GROWER	1	
25	92990-06600	WASHER, PLATE RONDELLE, PLATE	1	
26	90387-06M70	COLLAR COLLERETTE	2	
27	90480-13M24	GROMMET RONDELLE CAOUTCHOUC	2	
28	95380-06700	NUT ECROU	2	

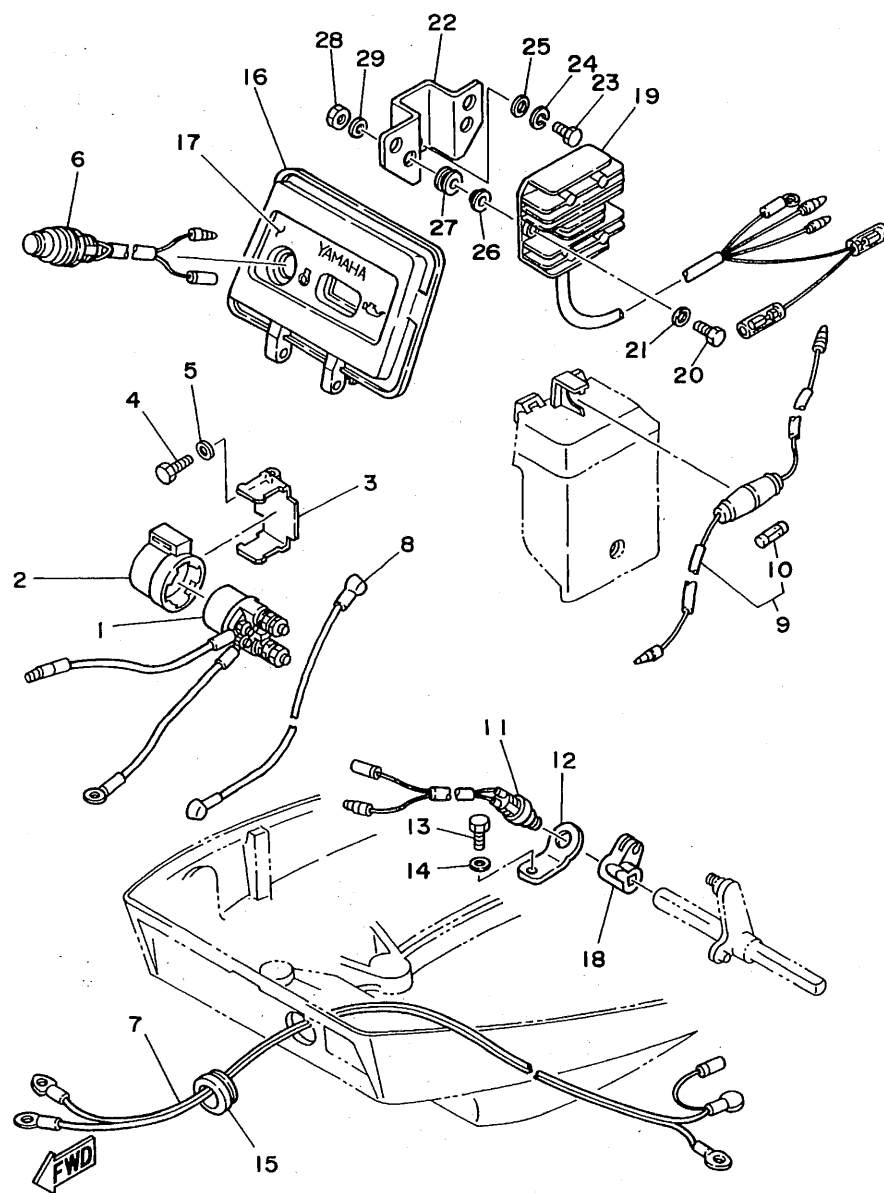


FIG. 22 ELECTRICAL 2 (F8BEM/F9.9BEM) PARTIE ELECTRIQUE 2 (F8BEM/F9.9BEM)

REF. NO.	PART NO. NO. PIECES	DESCRIPTION DESCRIPTION	Q'TY QTE	REMARKS REMARQUES
29	92990-06600	WASHER, PLATE RONDELLE, PLATE	2	

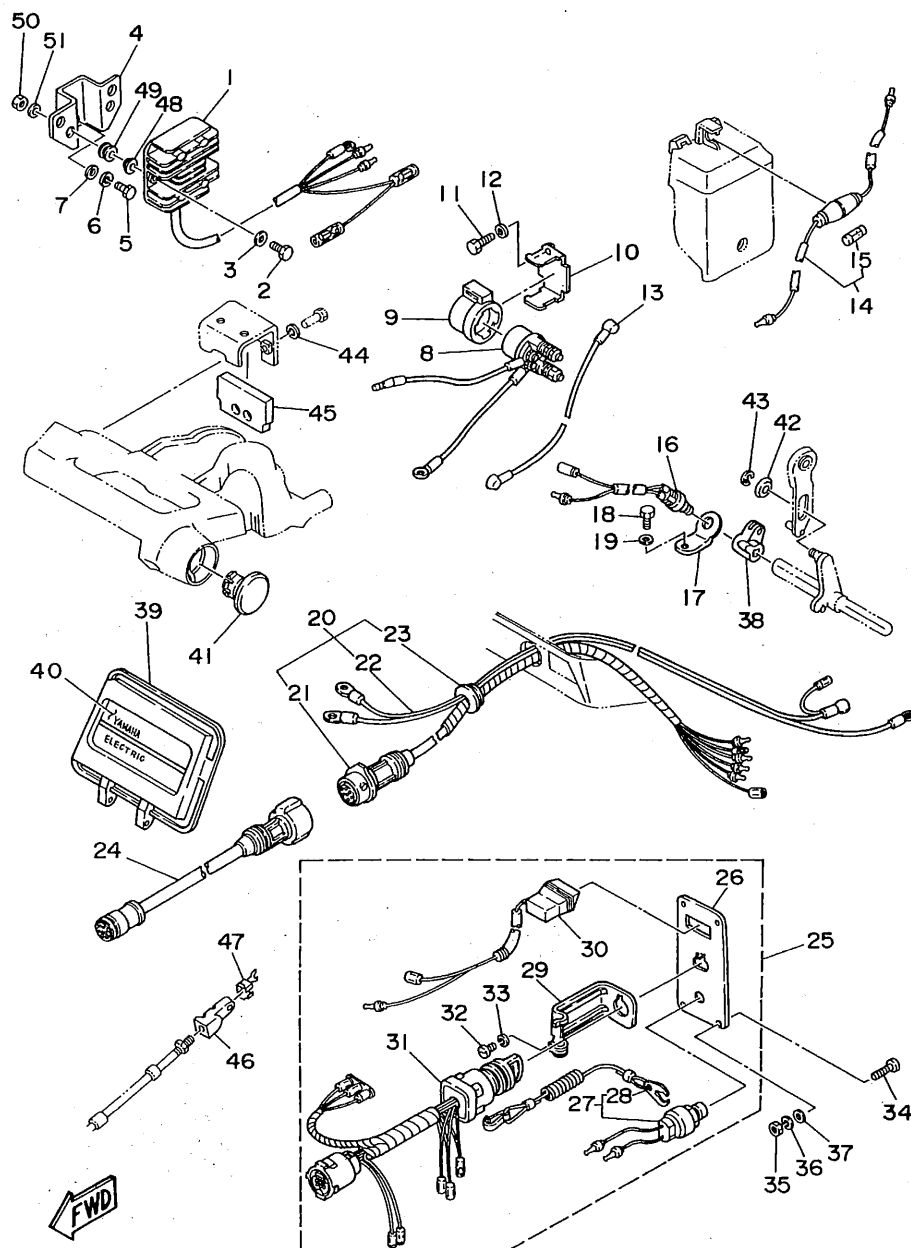


FIG. 23 ELECTRICAL 3 (F8BE/F9.9BE) PARTIE ELECTRIQUE 3 (F8BE/F9.9BE)

REF. NO.	PART NO. NO. PIECES	DESCRIPTION DESCRIPTION	Q'TY QTE	REMARKS REMARQUES
1	6G8-81960-A1	RECTIFIER & REGULATOR ASSY REDRESSEUR REGULATEUR CPLT	1	
2	97095-06025	BOLT BOULON	2	
3	92990-06600	WASHER, PLATE RONDELLE, PLATE	2	
4	6G8-81948-02	BRACKET JOINT TORIQUE	1	
5	97095-06020	BOLT BOULON	1	
6	92995-06100	WASHER, SPRING RONDELLE, GROWER	1	
7	92990-06600	WASHER, PLATE RONDELLE, PLATE	1	
8	6J0-81941-10	STARTER RELAY ASSY LANCEUR RELAIS (ENS.)	1	
9	6G1-81952-00	HOLDER, RELAY SUPPORT, RELAIS	1	
10	6G8-81953-00	STAY, RELAY SUPPORT, RELAIS	1	
11	97095-06012	BOLT BOULON	1	
12	92990-06600	WASHER, PLATE RONDELLE, PLATE	1	
13	6G8-82117-00	WIRE, LEAD FIL	1	
14	6G8-82150-00	FUSE HOLDER ASSY SUPPORT DE FUSIBLE	1	
15	682-82151-00	.FUSE (20A) .FUSIBLE (20A)	1	
16	6H3-82540-00	NEUTRAL SWITCH ASSY CONTACTEUR DE POINT-MORT	1	
17	6G8-82554-00	STAY, NEUTRAL SWITCH SUPPORT, CONT DE POINT-MORT	1	
18	97095-06012	BOLT BOULON	1	
19	92990-06600	WASHER, PLATE RONDELLE, PLATE	1	
20	6G8-82580-00	WIRE HARNESS ASSY 2 FAISCEAU DE FILS 2 CPLT	1	
21	6G8-82590-00	.WIRE HARNESS ASSY .FAISCEAU DE FILS COMPLET	1	
22	6G8-82105-01	.WIRE HARNESS .FAISCEAU DE FILS	1	
23	6G8-42724-50	.GROMMET .PASSE-FIL	1	
24	688-82586-50	EXTENSION, WIREHARNESS EXTENSION, FAISCEAU DE FILS	1	L:5M (7P)
25	6G8-82570-02	PANEL SWITCH ASSY PLATINE D'INTERRUPEUR CPLT	1	
26	6G8-82571-01	.PANEL, SWITCH .TABLEAU, CONTACTEUR	1	
27	688-82575-01	.ENGINE STOP SWITCH ASSY .COUPE CIRCUIT CPLT	1	
28	682-82556-00	..STOPPER ..PLAQUETTE	1	

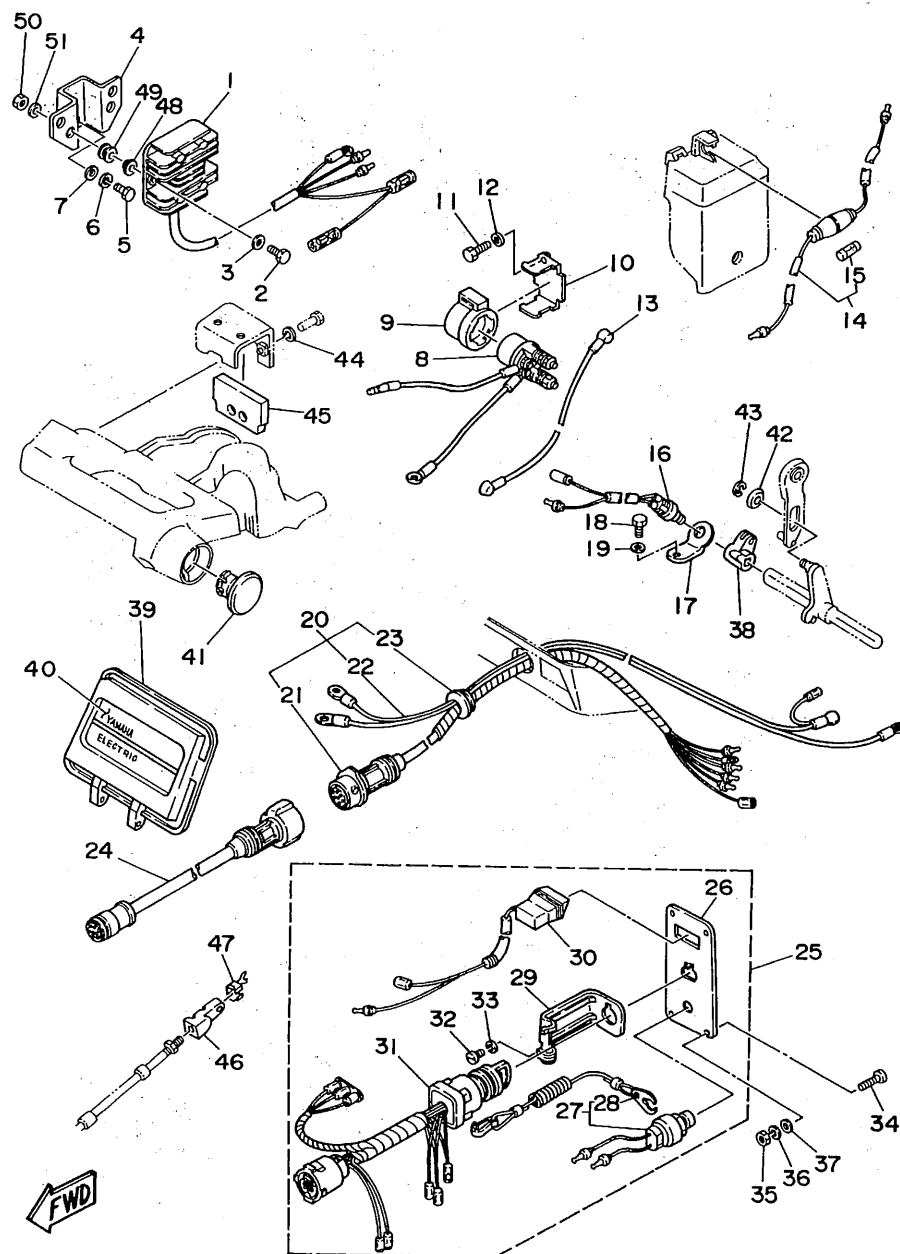


FIG. 23 ELECTRICAL 3 (F8BE/F9.9BE) PARTIE ELECTRIQUE 3 (F8BE/F9.9BE)

REF. NO.	PART NO. NO. PIECES	DESCRIPTION DESCRIPTION	Q'TY QTE	REMARKS REMARQUES
29	663-82581-01	.STAY, CORD CLAMP .SUPPORT, COLLIER DE CORDON	1	
30	6G8-83582-01	.PILOT LIGHT ASSY .LAMPE-TEMOIN COMPLET	1	
31	6G8-82510-00	.MAIN SWITCH ASSY .CONTACTEUR A CLEF COMPLET	1	
32	98980-04008	.SCREW, BIND .VIS	1	
33	92990-04100	.WASHER, SPRING .RONDELLE, GROWER	1	
34	90149-05M05	SCREW VIS	4	
35	95380-05600	NUT ECROU	4	
36	92990-05100	WASHER, SPRING RONDELLE, GROWER	4	
37	92990-05600	WASHER, PLATE RONDELLE, PLATE	4	
38	6G8-44125-00	LEVER, SHIFT ROD LEVIER, TIGE D'INVERSION	1	
39	6G8-42614-12	PANEL, FRONT UPPER PANNEAU, AVANT SUPERIEUR	1	
40	6G8-42677-20	GRAPHIC, FRONT ADHESIF, AVANT	1	
41	6G8-42551-00	GROMMET PASSE-FIL	1	
42	90387-06M73	COLLAR COLLERETTE	1	
43	93430-04M03	CIRCLIP CLIPS	1	
44	92990-06600	WASHER, PLATE RONDELLE, PLATE	2	
45	6G8-48351-51	SEAL, RUBBER PASSE-FIL	1	
46	6G8-26363-00	END, CABLE EMBOUT DE CABLE	1	
47	6G8-26364-00	END, CABLE 2 EMBOUT, DE CABLE	1	
48	90387-06M70	COLLAR COLLERETTE	2	
49	90480-13M24	GROMMET RONDELLE CAOUTCHOUC	2	
50	95380-06700	NUT ECROU	2	
51	92990-06600	WASHER, PLATE RONDELLE, PLATE	2	

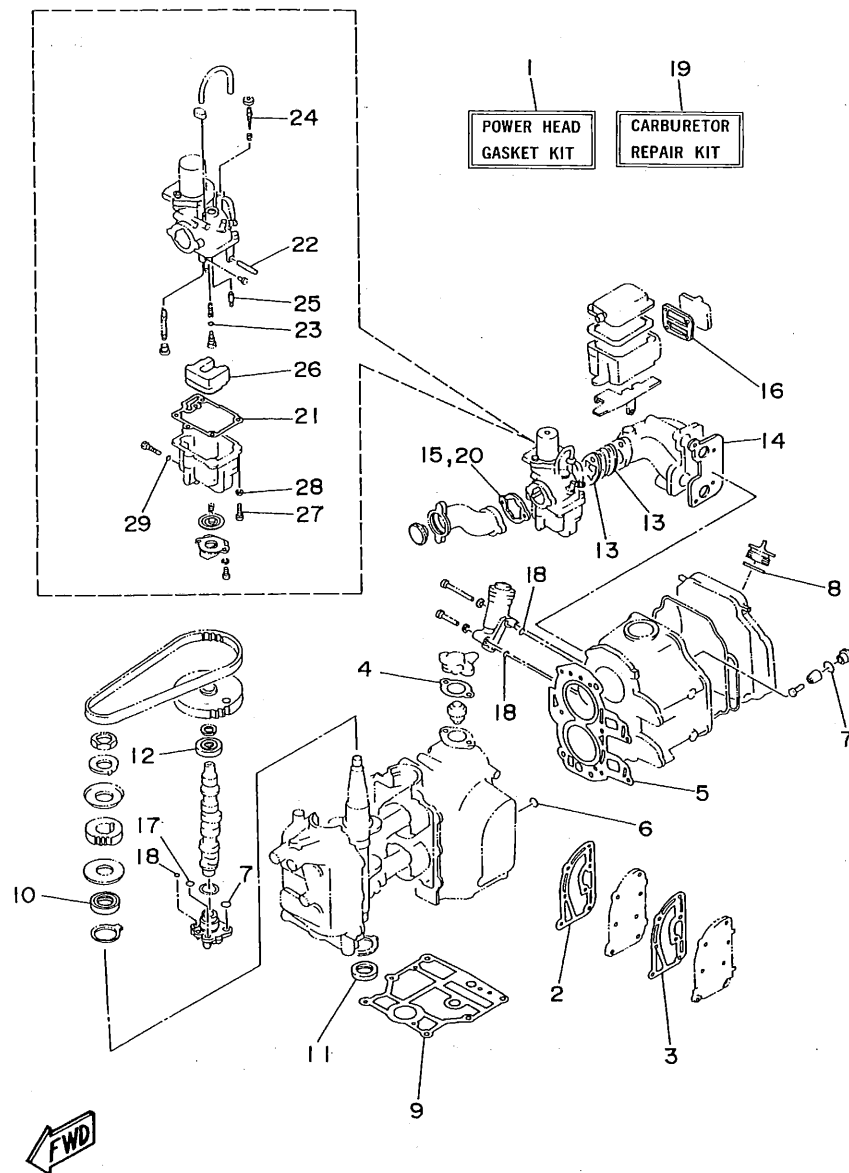


FIG. 24 REPAIR KIT 1

KITS DE REPARATION 1

REF. NO.	PART NO. NO. PIECES	DESCRIPTION DESCRIPTION	Q'TY QTE	REMARKS REMARQUES
29	5Y1-14397-00	.O-RING .JOINT TORIQUE	1	

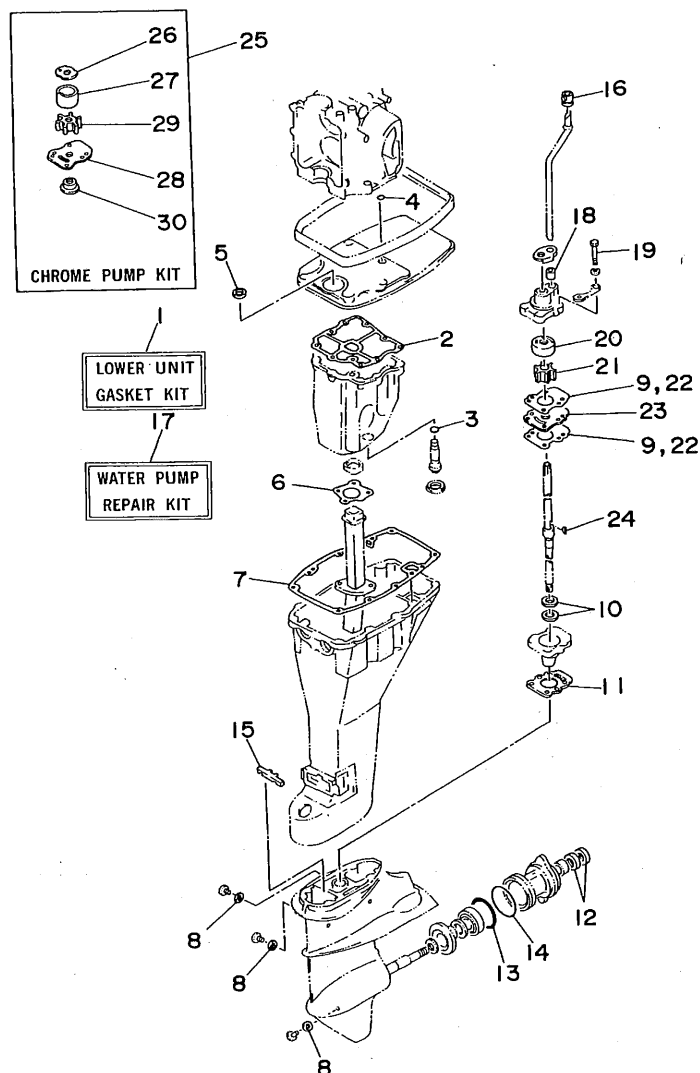


FIG. 25 REPAIR KIT 2

KITS DE REPARATION 2

REF. NO.	PART NO. NO. PIECES	DESCRIPTION DESCRIPTION	Q'TY QTE	REMARKS REMARQUES
1	6G9-W0001-C5	LOWER UNIT GASKET KIT POCHETTE DE JOINTS EMBASE	1	
2	6G8-15312-A1	.GASKET, OIL PAN .JOINT DE VENTILATEUR D'HUILE	1	
3	93210-16M64	.O-RING .JOINT TORIQUE	1	
4	93210-08M60	.O-RING .JOINT TORIQUE	1	
5	93101-13M27	.OIL SEAL .JOINT SPY	1	
6	6G8-41133-A0	.GASKET, EXHAUST MANIFOLD 1 .JOINT, PIPE D'ECHAPPEMENT	1	
7	6G8-45113-A1	.GASKET, UPPER CASING .JOINT, TUBE D'ARBRE	1	
8	90430-08020	.GASKET .JOINT	3	
9	682-44315-A0	.GASKET, WATER PUMP .JOINT, POMPE A EAU	2	
10	93101-20048	.OIL SEAL .JOINT SPY	2	
11	683-45315-A0	.PACKING, LOWER CASING .JOINT, BOITIER D'HELICE	1	
12	93101-17054	.OIL SEAL .JOINT SPY	2	
13	93210-57M09	.O-RING .JOINT TORIQUE	1	
14	93210-56M80	.O-RING .JOINT TORIQUE	1	
15	682-45375-01	.DAMPER, SEAL .BOURRELET, CAOUTCHOUC	1	
16	626-44365-01	.DAMPER, WATER SEAL .JOINT, TUBE D'EAU	1	
17	682-W0078-A2	WATER PUMP REPAIR KIT KIT DE REPARATION DE LA POMPE	1	
18	682-44365-00	.DAMPER, WATER SEAL .JOINT, TUBE D'EAU	1	
19	97095-06045	.BOLT .BOULON	4	
20	682-44322-00	.INSERT, CARTRIDGE .CUVETTE	1	
21	682-44352-01	.IMPELLER .TURBINE	1	
22	682-44315-A0	.GASKET, WATER PUMP .JOINT, POMPE A EAU	2	
23	682-44323-00	.OUTER PLATE, CARTRIDGE .PLAQUE EXTERIEURE	1	
24	90280-03024	.KEY, WOODRUFF .CLAVETTE, DEMI-LUNE	1	
25	682-W0078-0A	CHROME PUMP KIT KIT DE POMPE A EAU CHROME	1	
26	682-44321-40	.INNER PLATE, CARTRIDGE .CUVETTE	1	
27	682-44322-40	.INSERT, CARTRIDGE .CUVETTE	1	
28	682-44323-40	.OUTER PLATE, CARTRIDGE .PLAQUE EXTERIEURE	1	

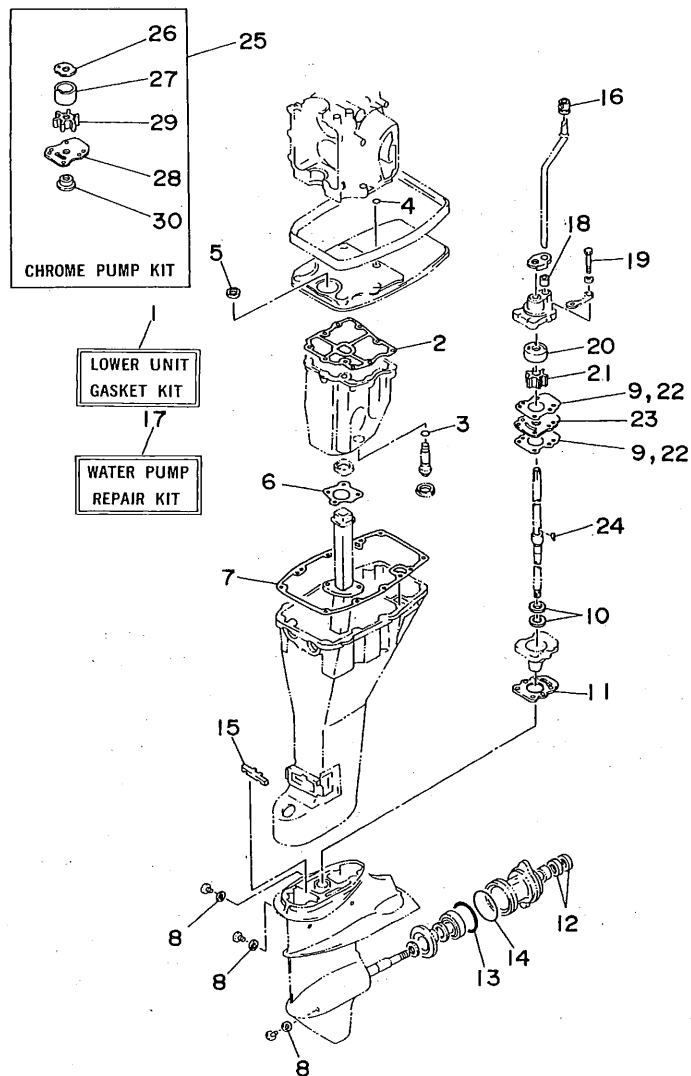


FIG. 25 REPAIR KIT 2

KITS DE REPARATION 2

REF. NO.	PART NO. NO. PIECES	DESCRIPTION DESCRIPTION	Q'TY QTE	REMARKS REMARQUES
29	682-44352-01	.IMPELLER .TURBINE	1	
30	682-45344-00	.COVER, OIL SEAL .FLASQUE, JOINT D'HUILE	1	

FWD

B4

F50A (62Y)

F50B (64J)

F45A (62Y)

F50A
F50B
F45A

FOREWORD

This Parts Catalogue is related to the parts for the model(s) in the below frame. When you are ordering replacement parts, please refer to this Parts Catalogue and quote both part numbers and part names correctly.

F50A'97(62Y), F50B'97(64J), F45A'97(62Y)
--

1. Modifications or additions which have been made after issue of the Parts Catalogue will be announced in the Yamaha Parts News.
It is advisable that you make necessary corrections to the Parts Catalogue according to the Yamaha Parts News.

2. Abbreviations

The following abbreviations are used in this Parts Catalogue.

"UR"	Use specified parts number.	"M"	Manual start model
"UN"	Use as many as needed.	"E"	Electric start model
"AP"	Alternate Parts	"PTT"	Power Trim & Tilt model
"LM"	Local Made (Parts need to be ordered locally)	"H/T"	Hydro Tilt model
"O/S"	Over Size	"M/T"	Manual Tilt model
		"T.H/D"	Tiller Handle model

3. Parts, which are to be supplied in an assembly, are listed with a dot (.) in front of the part name as shown below.

EXAMPLE

CARBURETOR ASSY
. JET, PILOT
. NOZZLE, MAIN

4. Number of component for assembly

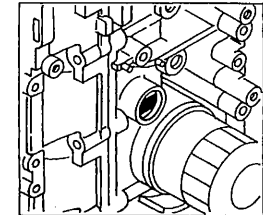
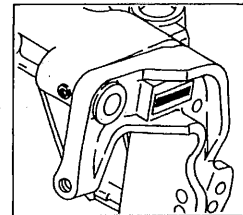
The numeral appearing to the right of each component part indicates the quantity of parts for each assembly unit.

EXAMPLE

PART NO.	DESCRIPTION.	Q'TY	REMARKS
6E0-85500-70	C.D.I. MAGNETO ASSY	1	
6E0-85550-70	. ROTOR ASSY	1	
6E0-15723-00-94	.. PULLY, STARTER	1	

5. Applicable Serial No. and Color Code

Engine Serial No.	F50AE L : 300725 ~ F50AET L : 404943 ~ F50BET L : 400975 ~ F45AED L : 500146 ~ F45AET L : 550226 ~
-------------------	--



Color Code	Color Name	Abbreviation
4D	DARK BLuish GRAY METALLIC 2	DBNM2

6. Note that the illustrations are for reference in finding parts numbers, not to be used for assembling. When assembling, please use the applicable service manual.

AVANT-PROPOS

Ce Catalogue de pièces détachées concerne les pièces pour le(s) modèle(s) indiqué(s) dans le cadre ci-dessous. Lorsque vous commandez des pièces de rechange, veuillez vous référer à ce catalogue de pièces détachées et indiquer clairement les numéros et les noms des pièces détachées.

F50A'97(62Y), F50B'97(64J), F45A'97(62Y)

1. Les modifications ou ajouts ayant été effectués après la parution du catalogue de pièces détachées seront décrits dans les Bulletins d'information Yamaha concernant les pièces détachées.
Il est recommandé que vous apportiez les corrections nécessaires au catalogue des pièces détachées en vous référant aux Bulletins d'information Yamaha.

2. Abréviations

Dans ce catalogue, les abréviations suivantes sont utilisées:

"UR"	Utiliser le numéro des pièces.
"UN"	Utiliser autant que nécessaire.
"AP"	Pièces de substitution
"OS"	Cote Réparation
"LM"	Fabrication locale (les pièces doivent être commandées localement.)
"M"	Modèle à démarrage manuel
"E"	Modèle à démarrage électrique
"PTT"	Modèle à assiette et relevage assistés
"H/T"	Modèle à relevage hydraulique
"M/T"	Modèle à relevage manuel
"T.H/D"	Modèle à commande par barre franche

3. Dans ce catalogue, les pièces qui sont fournies dans un ensemble sont précédées d'un point (.) de la manière indiquée ci-dessous.

EXEMPLE ENS CARBURATEUR
 . GICLEUR, ralenti
 . PUIXS D'AIGUILLE

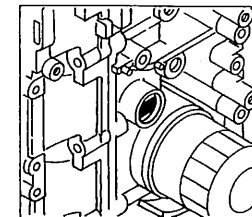
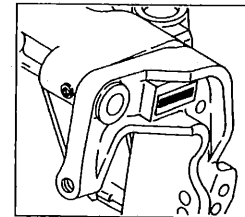
4. Nombre de pièces composant un ensemble

Le chiffre apparaissant à la droite de chaque description indique la quantité de pièces pour chaque ensemble de pièces.

Référence	Description	Qté	Remarques
6E0-85500-70	MAGNETO C.D.I CPLT	1	
6E0-85550-70	. ROTOR CPLT	1	
6E0-15723-00-94	. . POULIE DE DEMARREUR	1	

5. Applications No de série et code couleur correspondants

No de série du moteur	
	F50AE L : 300725 ~
	F50AET L : 404943 ~
	F50BET L : 400975 ~
	F45AED L : 500146 ~
	F45AET L : 550226 ~



Code couleur	Nom de couleur	Abréviation
4D	DARK BLuish GRAY METALLIC 2	DBNM2

6. Veuillez noter que les illustrations sont indiquées pour référence pour trouver les numéros de pièces, non pour être utilisées lors de l'assemblage. Lors de l'assemblage, veuillez utiliser le manuel d'entretien adéquat.

CONTENTS

Sheet 1/2 (Fig. 1 to Fig. 21)

FIG. 1	CYLINDER. CRANKCASE	A6
FIG. 2	CYLINDER. CRANKCASE 2	A7, B1
FIG. 3	CRANKSHAFT. PISTON	B2
FIG. 4	VALVE	B3
FIG. 5	INTAKE	B4, B5
FIG. 6	CARBURETOR LINK	B6, B7
FIG. 7	CARBURETOR	C1, C2
FIG. 8	OIL PUMP	C3
FIG. 9	OIL PAN	C4
FIG. 10	FUEL	C5, C6
FIG. 11	TOP COWLING	C7
FIG. 12	BOTTOM COWLING	D1, D2
FIG. 13	BRACKET 1	D3, D4
FIG. 14	BRACKET 2	D5, D6
FIG. 15	POWER TRIM & TILT ASSY 1	D7~E2
FIG. 16	CONTROL	E3, E4
FIG. 17	UPPER CASING	E5
FIG. 18	LOWER CASING. DRIVE 1 (F50A/F45A)	E6~F1
FIG. 19	LOWER CASING. DRIVE 2 (F50A/F45A)	F2, F3
FIG. 20	LOWER CASING. DRIVE 3 (F50B)	F4~F6
FIG. 21	LOWER CASING. DRIVE 4 (F50B)	F7

NUMERICAL INDEX

Sheet 2/2 (Fig. 22 to Fig. 30)

FIG. 22	GENERATOR	A6
FIG. 23	STARTING MOTOR	A7
FIG. 24	ELECTRICAL 1	B1
FIG. 25	ELECTRICAL 2	B2, B3
FIG. 26	ALTERNATE 1 (STEERING GUIDE ATTACHMENT)	B4
FIG. 27	REPAIR KIT 1	B5
FIG. 28	REPAIR KIT 2	B6
FIG. 29	REPAIR KIT 3 (F50A/F45A)	B7, C1
FIG. 29	REPAIR KIT 4 (F50B)	C2, C3

NUMERICAL INDEX

TABLE DES MATIERES

Feuille 1/2 (Fig. 1 ~ Fig. 21)

FIG. 1	CYLINDRE. CARTER	A6
FIG. 2	CYLINDRE. CARTER 2	A7, B1
FIG. 3	VILEBREQUIN. PISTON	B2
FIG. 4	SOUPAPE	B3
FIG. 5	ADMISSION	B4, B5
FIG. 6	BIELLETTTE CARBURATEUR	B6, B7
FIG. 7	CARBURATEUR	C1, C2
FIG. 8	POMPE A HUILE	C3
FIG. 9	VENTILATEUR D'HUILE	C4
FIG. 10	CARBURANT	C5, C6
FIG. 11	CAPOT SUPERIEUR	C7
FIG. 12	CAPOT INFERIEUR	D1, D2
FIG. 13	SUPPORT 1	D3, D4
FIG. 14	SUPPORT 2	D5, D6
FIG. 15	PUISSANCE PARER ET INCLINER (ENS.) 1	D7~E2
FIG. 16	COMMANDE	E3, E4
FIG. 17	FOURREAU	E5
FIG. 18	BOITIER D'HELICE, TRANSMISSION 1 (F50A/F45A)	E6~F1
FIG. 19	BOITIER D'HELICE, TRANSMISSION 2 (F50A/F45A)	F2, F3
FIG. 20	BOITIER D'HELICE, TRANSMISSION 3 (F50B)	F4~F6
FIG. 21	BOITIER D'HELICE, TRANSMISSION 4 (F50B)	F7
INDEX NUMERIQUE		

Feuille 2/2 (Fig. 22 ~ Fig. 30)

FIG. 22	GENERATRICE	A6
FIG. 23	DEMARREUR ELECTRIQUE	A7
FIG. 24	PARTIE ELECTRIQUE 1	B1
FIG. 25	PARTIE ELECTRIQUE 2	B2, B3
FIG. 26	OPTIONNELLES 1 (FIXATIONS DE DIRECTION)	B4
FIG. 27	KITS DE REPARATION 1	B5
FIG. 28	KITS DE REPARATION 2	B6
FIG. 29	KITS DE REPARATION 3 (F50A/F45A)	B7, C1
FIG. 30	KITS DE REPARATION 4 (F50B)	C2, C3
INDEX NUMERIQUE		

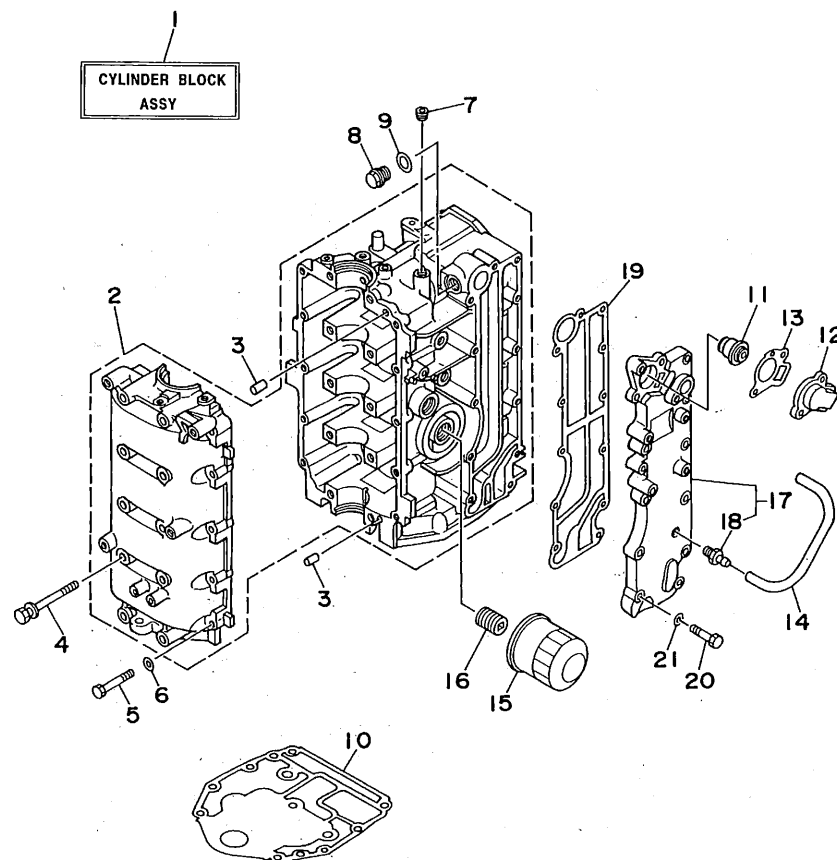


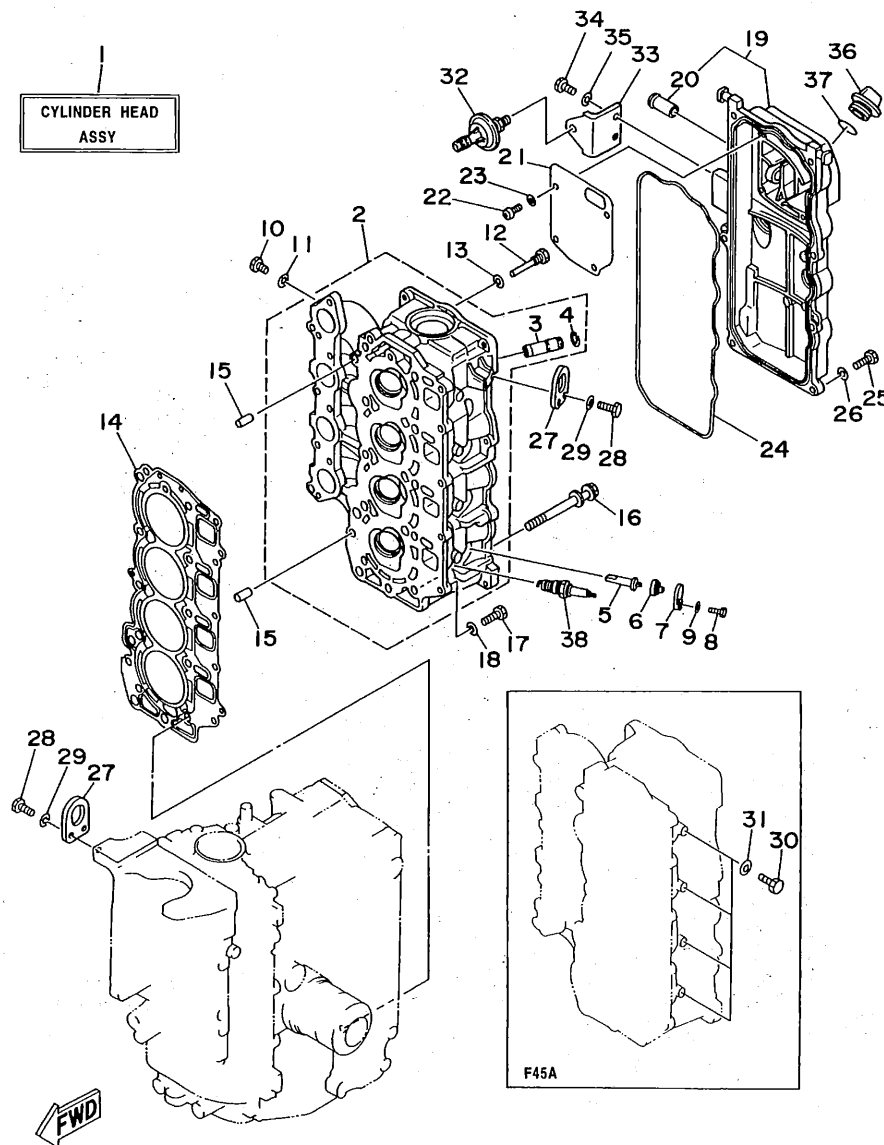
FIG. 1 CYLINDER. CRANKCASE 1 CYLINDRE. CARTER 1

REF. NO.	PART NO. NO. PIECES	DESCRIPTION DESCRIPTION	Q'TY QTE	REMARKS REMARQUES
1	62Y-W009B-02-4D	CYLINDER BLOCK ASSY CYLINDER GROUPE (ENS.) (REF.NO. 2 ~ 13, 15 ~ 21, FIG. 3, REF.NO. 1 ~ 11, FIG. 8, REF.NO. 13 ~ 16 FIG. 23, REF.NO. 12)	1	
2	62Y-15100-02-94	CRANKCASE ASSY CARTER DE MOTEUR COMPLET	1	
3	99530-08012	PIN, DOWEL GOUJON, D'ASSEMBLAGE	2	
4	90119-08M01	BOLT, WITH WASHER BOULON, AVEC RONDELLE	10	
5	97014-06035	BOLT BOULON	10	
6	92990-06600	WASHER, PLATE RONDELLE, PLATE	10	
7	90344-51M01	PLUG, TAPER SCREW PLOT, FILETE CONIQUE	1	
8	90340-14M06	PLUG, STRAIGHT SCREW PLOT, FILETE DROIT	1	
9	90430-14115	GASKET JOINT	1	
10	62Y-11351-00	GASKET, CYLINDER JOINT, D'EMBASE	1	
11	6G8-12411-02	THERMOSTAT THERMOSTAT	1	
12	6H3-12413-00-9M	COVER, THERMOSTAT COUVERCLE, THERMOSTAT	1	
13	62Y-12414-00	GASKET, COVER JOINT, COUVERCLE	1	
14	90445-09252	HOSE DURITE	1	
15	3FV-13440-00	ELEMENT ASSY, OIL CLEANER ELEMENT, FILTRE A HUILE	1	
16	90401-20M00	BOLT, UNION BOULON, RACCORD	1	
17	62Y-41113-00-9M	OUTER COVER, EXHAUST COUVERCLE, ECHAPPEMENT	1	
18	62Y-12481-00	PIPE 1 DURITE 1	1	
19	62Y-41114-00	GASKET, EXHAUST OUTER COVER JOINT, COUVERCLE D'ECHAPPEMENT	1	
20	97014-06035	BOLT BOULON	12	
21	92990-06600	WASHER, PLATE RONDELLE, PLATE	12	



62YJA-5010

A6



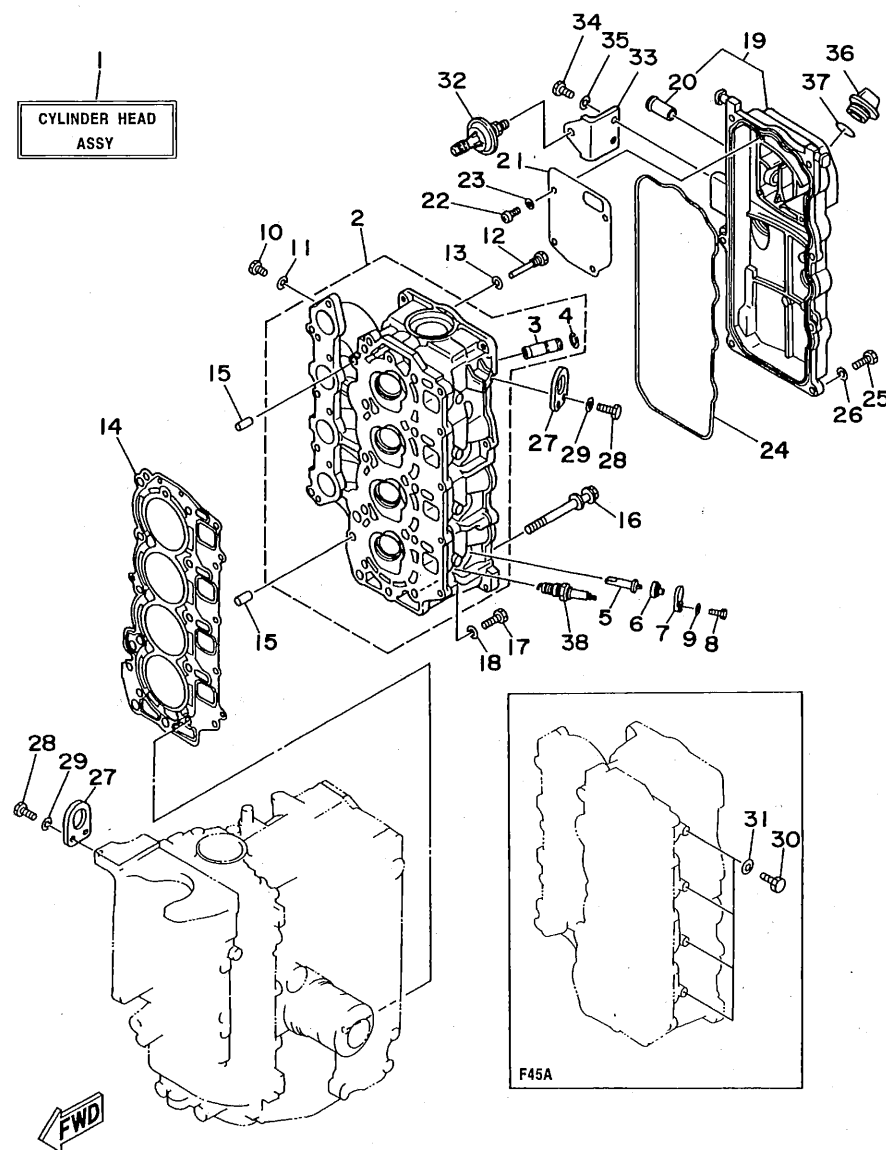
62YNV-5020

FIG. 2 CYLINDER. CRANKCASE 2

CYLINDRE. CARTER 2

REF. NO.	PART NO. NO. PIECES	DESCRIPTION DESCRIPTION	Q'TY QTE	REMARKS REMARQUES
1	62Y-W009A-00-4D	CYLINDER HEAD ASSY CULASSE (ENS.) (REF.NO. 2 ~ 26, 36, 37, FIG. 4, REF.NO. 1 ~ 15, FIG. 8, REF.NO. 1 ~ 6, 17, 21, 22)	1	UR
	62Y-W009A-11-4D	CYLINDER HEAD ASSY CULASSE (ENS.) (REF.NO. 2 ~ 26, 36, 37, FIG. 4, REF.NO. 1 ~ 15, FIG. 8, REF.NO. 1 ~ 6, 17, 21, 22)	1	UR F45A
2	62Y-11111-01-94	HEAD, CYLINDER 1 CULASSE	1	UR
	62Y-11111-11-94	HEAD, CYLINDER 1 CULASSE	1	UR F45A
3	62Y-11133-00	.GUIDE, INTAKE VALVE .GUIDE, SOUP D'ADM	8	
4	93450-09M01	.CIRCLIP .CIRCLIP	8	
5	6J8-11325-00	ANODE ANODE	4	
6	62Y-11328-00	GROMMET, ANODE PASSE-FIL	4	
7	6H3-11327-00-94	COVER, ANODE COUVERCLE	4	
8	97013-06020	BOLT BOULON	4	
9	92990-06600	WASHER, PLATE RONDELLE, PLATE	4	
10	97095-06010	BOLT BOULON	4	
11	90430-06014	GASKET JOINT	4	
12	90109-06M65	BOLT BOULON	1	
13	90430-06014	GASKET JOINT	1	
14	62Y-11181-00	GASKET, CYLINDER HEAD 1 JOINT, DE CULASSE 1	1	
15	99530-08012	PIN, DOWEL GOUJON, D'ASSEMBLAGE	2	
16	90119-09M00	BOLT, WITH WASHER BOULON, AVEC RONDELLE	10	
17	97013-06025	BOLT BOULON	5	
18	92990-06600	WASHER, PLATE RONDELLE, PLATE	5	
19	62Y-11191-00-9M	COVER, CYLINDER HEAD 1 COUVERCLE, CULASSE 1	1	
20	62Y-14485-00	.PIPE, JOINT .DURITE	1	
21	62Y-11168-00	COVER, BREATHER COUVERCLE, RENIFLARD	1	
22	98507-04010	SCREW, PAN HEAD VIS, TETE TRONCONIQUE	4	

A7

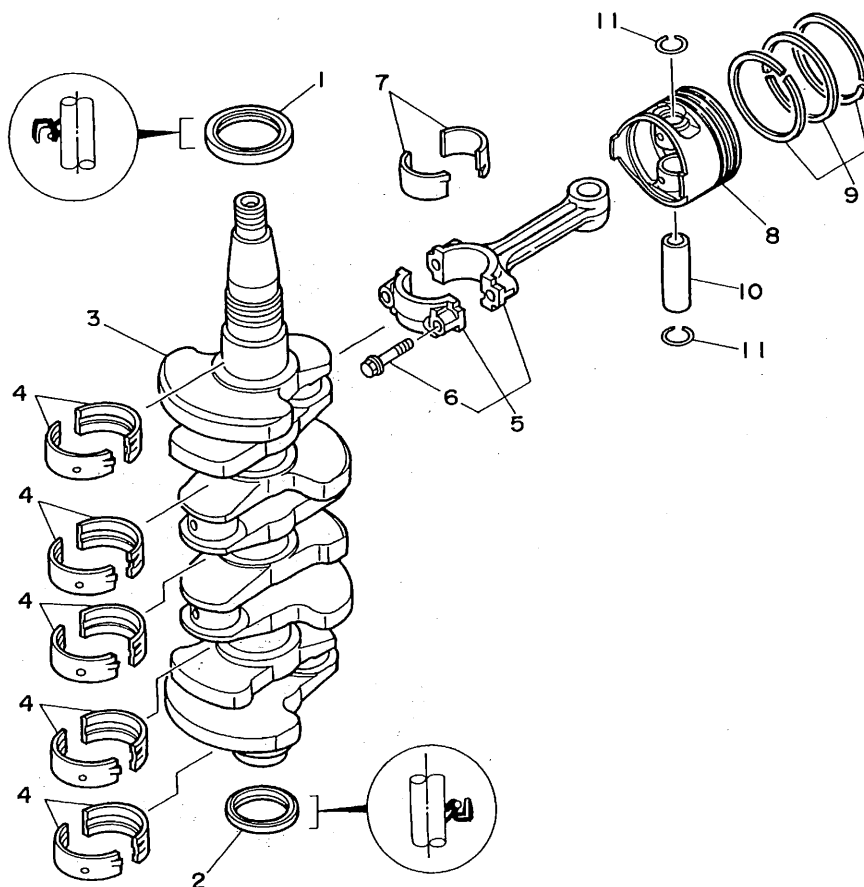


62YNV-5020

FIG. 2 CYLINDER. CRANKCASE 2

CYLINDRE. CARTER 2

REF. NO.	PART NO. NO. PIECES	DESCRIPTION DESCRIPTION	Q'TY QTE	REMARKS REMARQUES
23	92907-04600	WASHER RONDELLE	4	
24	62Y-11356-00	SEAL, CYLINDER 2 JOINT, SPY CYLINDRE	1	
25	97013-06020	BOLT BOULON	7	
26	92990-06600	WASHER, PLATE RONDELLE, PLATE	7	
27	62Y-11119-00	HANGER, ENGINE ANNEAU, LEVAGE	2	
28	97095-06020	BOLT BOULON	4	
29	92990-06600	WASHER, PLATE RONDELLE, PLATE	4	
30	97095-08014	BOLT BOULON	4	F45A
31	90430-08143	GASKET JOINT	4	F45A
32	62Y-14368-01	DIAPHRAGM ASSY 1 DIAPHRAGME 1	1	
33	62Y-14413-00	STAY SUPPORT	1	
34	97095-06016	BOLT BOULON	2	
35	92990-06600	WASHER, PLATE RONDELLE, PLATE	2	
36	668-15363-00	PLUG, OIL PLOT, HUILE	1	
37	93210-25070	O-RING JOINT TORIQUE	1	
38	94701-00375	PLUG, SPARK (NGK DPR6EA-9) BOUGIE D'ALLUMAGE (NGK DPR6EA-9)	4	



62YJA-5030

FIG. 3 CRANKSHAFT. PISTON

VILEBREQUIN. PISTON

REF. NO.	PART NO. NO. PIECES	DESCRIPTION DESCRIPTION	Q'TY QTE	REMARKS REMARQUES
1	93102-43M42	OIL SEAL JOINT SPY	1	
2	93102-35M47	OIL SEAL JOINT SPY	1	
3	62Y-11411-00	CRANKSHAFT VILEBREQUIN COMPLET	1	
4	62Y-11416-00	PLANE BEARING, CRANKSHAFT 1 COUSSINET DE VILEBREQUIN	10	UR BROWN
	62Y-11416-10	PLANE BEARING, CRANKSHAFT 1 COUSSINET DE VILEBREQUIN	10	UR BLACK
	62Y-11416-20	PLANE BEARING, CRANKSHAFT 1 COUSSINET DE VILEBREQUIN	10	UR BLUE
5	62Y-11650-00	CONNECTING ROD ASSY BIELLE COMPLETE	4	
6	62Y-11654-00	.BOLT, CONNECTING ROD .BOULON, BIELLE	2	
7	62Y-11656-00	PLANE BEARING, CONNECTING ROD ROULEMENT DE BIELLE	8	UR BROWN
	62Y-11656-10	PLANE BEARING, CONNECTING ROD ROULEMENT DE BIELLE	8	UR BLACK
	62Y-11656-20	PLANE BEARING, CONNECTING ROD ROULEMENT DE BIELLE	8	UR BLUE
8	62Y-11631-00-96	PISTON (STD)	4	
	62Y-11635-00	PISTON (0.25MM O/S)	4	AP
	62Y-11636-00	PISTON (0.50MM O/S)	4	AP
9	62Y-11603-00	PISTON RING SET (STD)	4	
	62Y-11604-00	JUE DE SEGMENTS (STD)	4	AP
	62Y-11605-00	PISTON RING SET (0.50MM O/S)	4	AP
10	62Y-11633-00	PIN, PISTON AXE, PISTON	4	
11	93450-17129	CIRCLIP CIRCLIP	8	

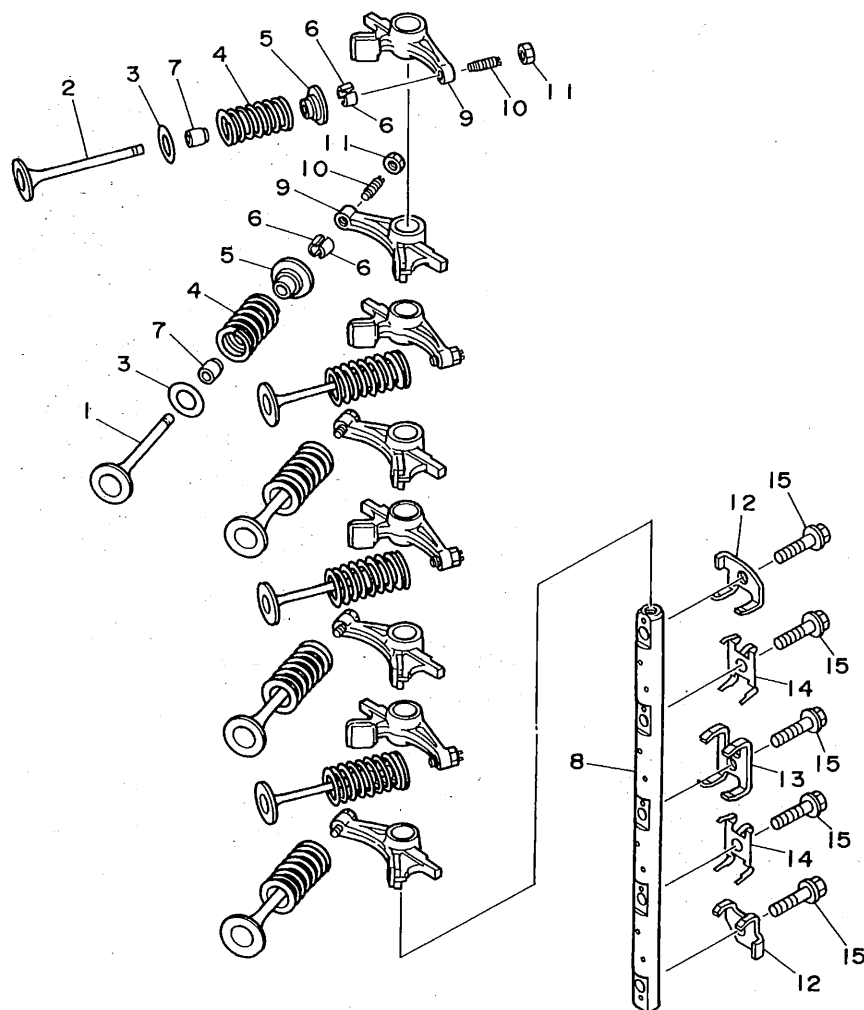


FIG. 4 VALVE

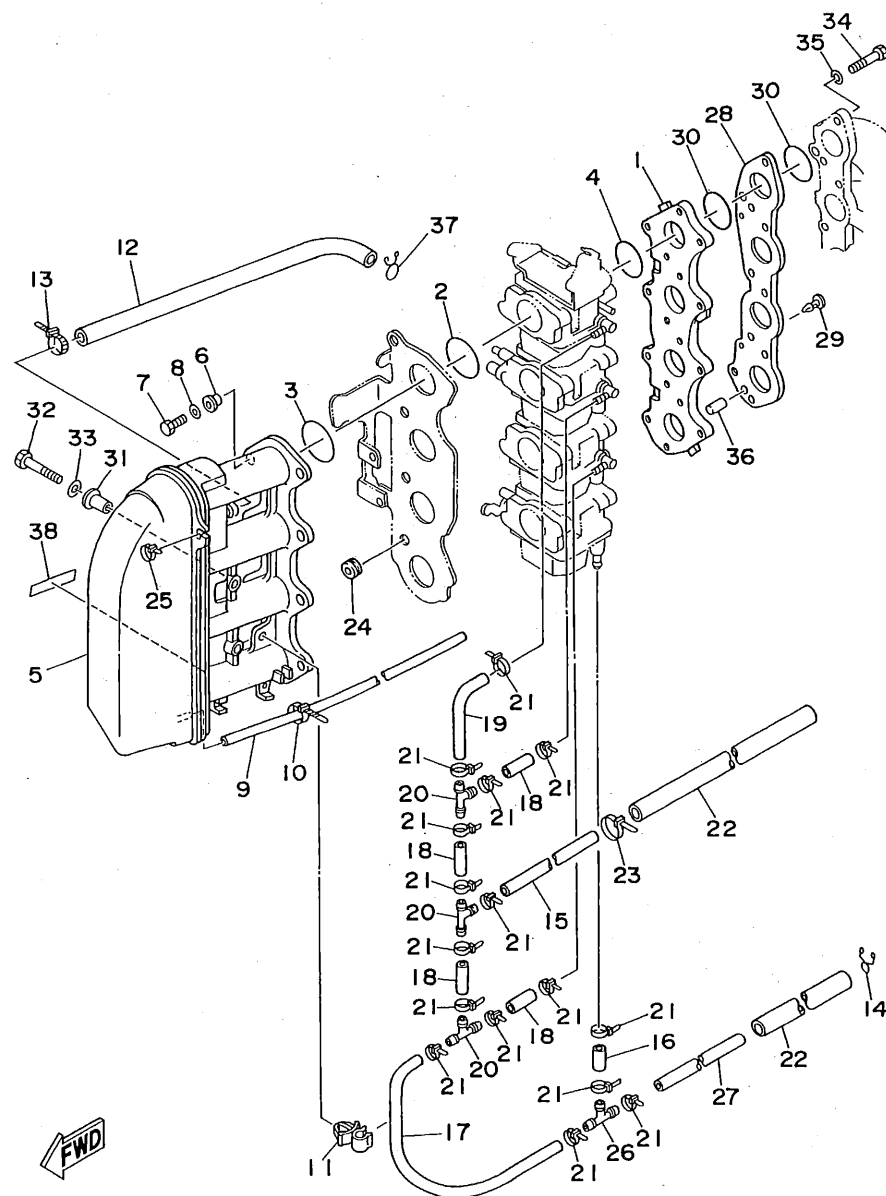
SOUPAPE

REF. NO.	PART NO. NO. PIECES	DESCRIPTION DESCRIPTION	Q'TY QTE	REMARKS REMARQUES
1	62Y-12111-00	VALVE, INTAKE SOUPAPE, ADMISSION	4	
2	62Y-12121-00	VALVE, EXHAUST SOUPAPE, ECHAPPEMENT	4	
3	62Y-12116-00	SEAT, VALVE SPRING SIEGE, RESSORT DE SOUPAPE	8	
4	51Y-12114-00	SPRING, VALVE OUTER RESSORT DE SOUPAPE, EXTERNE	8	
5	30X-12117-00	RETAINER, VALVE SPRING BUTEE DE RESSORT DE SOUPAPA	8	
6	30X-12118-00	COTTER, VALVE FRAISE, SOUPAPE	16	
7	51Y-12119-00	SEAL, VALVE STEM JOINT, QUEUE DE SOUPAPE	8	
8	62Y-12146-00	SHAFT, ROCKER AXE, CULBUTEUR	1	
9	62Y-12151-00	ARM, VALVE ROCKER CULBUTEUR	8	
10	62Y-12159-00	SCREW, VALVE ADJUSTING VIS, REGLAGE DE SOUPAPE	8	
11	62Y-12158-00	NUT, LOCK CONTRE-ECROU	8	
12	62Y-12238-00	PLATE, BOLT STOPPER PLAQUE, BUTEE DE BOULON	2	
13	62Y-12279-00	PLATE PLAQUE	1	
14	62Y-12216-00	SPRING RESSORT	2	
15	90109-08M63	BOLT BOULON	5	



62YJA-5040

B3



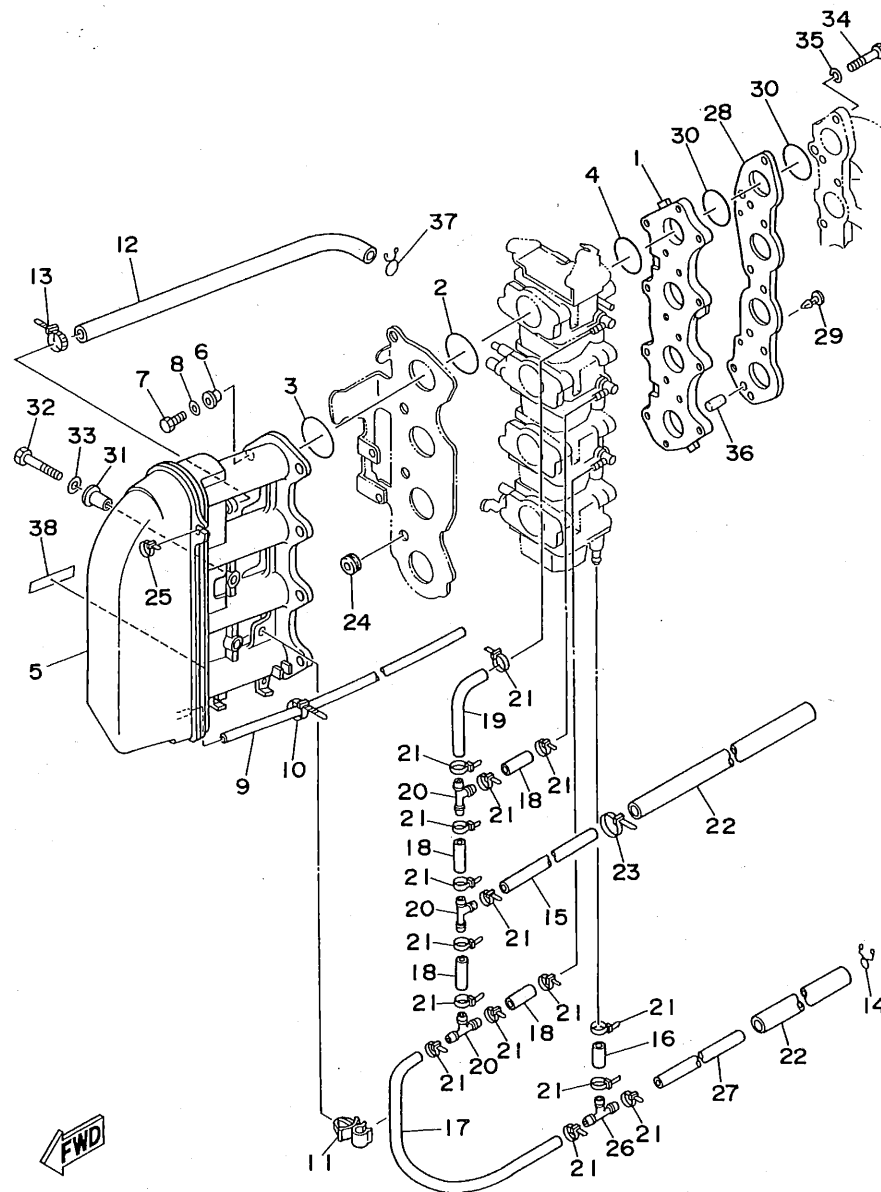
62YJA-5050

FIG. 5 INTAKE

ADMISSION

REF. NO.	PART NO. NO. PIECES	DESCRIPTION DESCRIPTION	Q'TY QTE	REMARKS REMARQUES
1	62Y-13586-00-94	JOINT, CARBURETOR 1 RACCORD, CARBURATEUR 1	1	
2	93210-35M86	O-RING JOINT TORIQUE	4	
3	93210-38MH3	O-RING JOINT TORIQUE	4	
4	93210-30MH4	O-RING JOINT TORIQUE	4	
5	62Y-14440-00	SILENCER ASSY, INTAKE SIENCIEUX D'ADMISSION	1	
6	90387-06M70	COLLAR COLLERETTE	8	
7	97095-06090	BOLT BOULON	8	
8	92990-06600	WASHER, PLATE RONDELLE, PLATE	8	
9	90445-07M38	HOSE DURITE	1	
10	90465-11M10	CLAMP BRIDE	1	
11	90464-10M32	CLAMP BRIDE	1	
12	62Y-15373-00	PIPE, BREATHER DURITE DE RENIFLARD	1	
13	90465-13M36	CLAMP BRIDE	1	
14	90467-10M04	CLIP JONC	1	
15	90445-10M33	HOSE DURITE	1	
16	90445-10M85	HOSE DURITE	1	
17	62Y-24311-00	PIPE, FUEL 1 DURITE A ESSENCE	1	
18	90445-10M14	HOSE DURITE	4	
19	62Y-24313-00	PIPE 3 DURITE 3	1	
20	688-24378-00	PIPE, JOINT 4 DURITE RACCORDEMENT 4	3	
21	90465-11M10	CLAMP BRIDE	16	
22	90445-16M00	HOSE DURITE	2	
23	90465-11M10	CLAMP BRIDE	1	
24	90480-11224	GROMMET PASSE-FIL	4	
25	90465-11M10	CLAMP BRIDE	1	
26	62Y-24378-00	PIPE, JOINT 4 DURITE RACCORDEMENT 4	1	
27	90445-10M18	HOSE DURITE	1	
28	62Y-14271-00	INSULATOR ISOLATEUR	1	

B4



62YJA-5050

FIG. 5 INTAKE

ADMISSION

REF. NO.	PART NO. NO. PIECES	DESCRIPTION DESCRIPTION	Q'TY QTE	REMARKS REMARQUES
29	90338-04M17	PLUG PLOT	2	
30	93210-35M86	O-RING JOINT TORIQUE	8	
31	90387-06M15	COLLAR COLLERETTE	2	
32	97095-06030	BOLT BOULON	2	
33	92990-06600	WASHER, PLATE RONDELLE, PLATE	2	
34	97095-06025	BOLT BOULON	8	
35	92990-06600	WASHER, PLATE RONDELLE, PLATE	8	
36	93608-16M16	PIN, DOWEL AXE	2	
37	90467-15M14	CLIP JONC	1	
38	6E0-44191-11	INDICATOR, SHIFT ETIQUETTE, EMBRAYAGE	1	FOR JAPAN

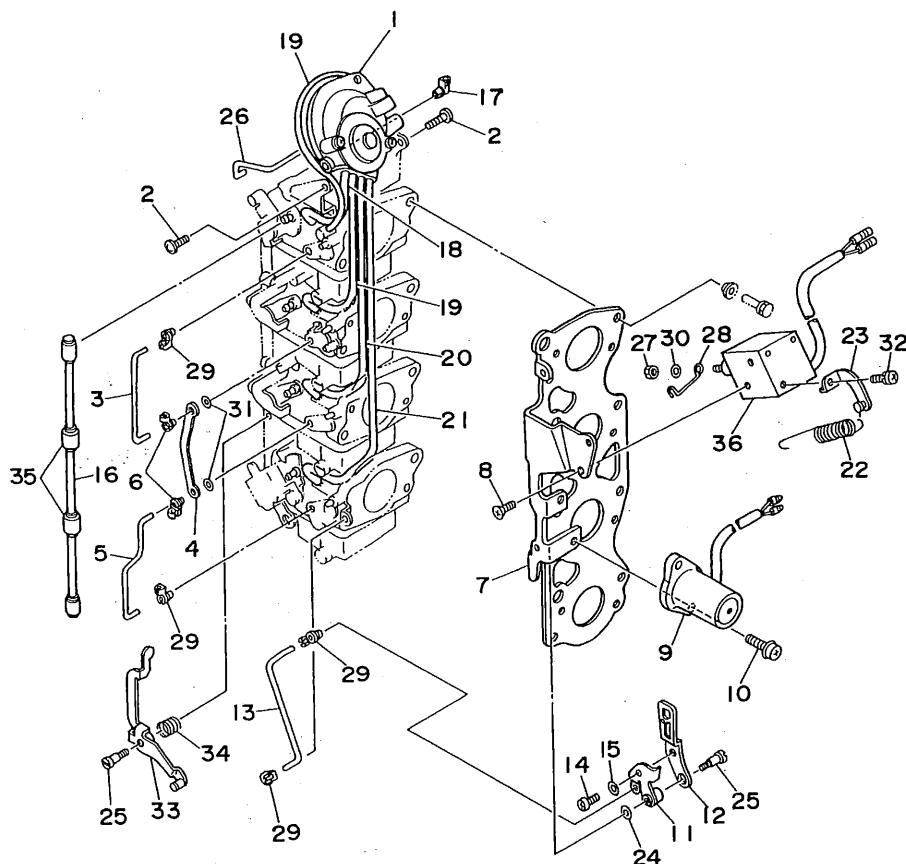


FIG. 6 CARBURETOR LINK

BIELLETTE CARBURATEUR

REF. NO.	PART NO. NO. PIECES	DESCRIPTION DESCRIPTION	Q'TY QTE	REMARKS REMARQUES
1	62Y-14369-00	DIAPHRAGM ASSY 2 DIAPHRAGME 2	1	
2	97890-05006	SCREW, PAN HEAD VIS, CRUCIFORME	3	
3	62Y-14585-00	ROD, CHOKE TRINGLE, STARTER	1	
4	62Y-14585-10	ROD, CHOKE TRINGLE, STARTER	1	
5	62Y-14585-20	ROD, CHOKE TRINGLE, STARTER	1	
6	6F5-41262-01	JOINT, THROTTLE LEVER AXE	2	
7	62Y-14291-00	BRACKET 1 SUPPORT 1	1	
8	62Y-14592-00	SCREW VIS	2	
9	62Y-14380-00	PRIME STARTER ASSY DEMARREUR D'AMARCAGE ENS.	1	
10	62Y-14429-00	SCREW VIS	2	
11	62Y-14175-00	LEVER, STARTER 1 LEVIER, STARTER 1	1	
12	62Y-14175-10	LEVER, STARTER 1 LEVIER, STARTER 1	1	
13	62Y-14585-30	ROD, CHOKE TRINGLE, STARTER	1	
14	62Y-14567-00	SCREW VIS	1	
15	92990-05600	WASHER, PLATE RONDELLE, PLATE	1	
16	62Y-14585-40	ROD, CHOKE TRINGLE, STARTER	1	
17	62Y-41262-00	JOINT, CHOKE LEVER RACCORD, LEVIER DE STARTER	1	
18	62Y-14349-10	PIPE DURITE	1	
19	62Y-14349-20	PIPE DURITE	2	
20	62Y-14349-00	PIPE DURITE	1	
21	62Y-14349-30	PIPE DURITE	1	
22	62Y-14487-01	SPRING RESSORT	1	
23	62Y-14255-00	PLATE PLAQUE	1	
24	92990-04600	WASHER, PLATE RONDELLE, PLATE	1	
25	62Y-14429-10	SCREW VIS	2	
26	62Y-14585-50	ROD, CHOKE TRINGLE, STARTER	1	
27	62Y-14258-00	NUT, LOCK CONTRE-ECROU	1	
28	62Y-1212A-00	WIRE PULL FIL	1	

B6

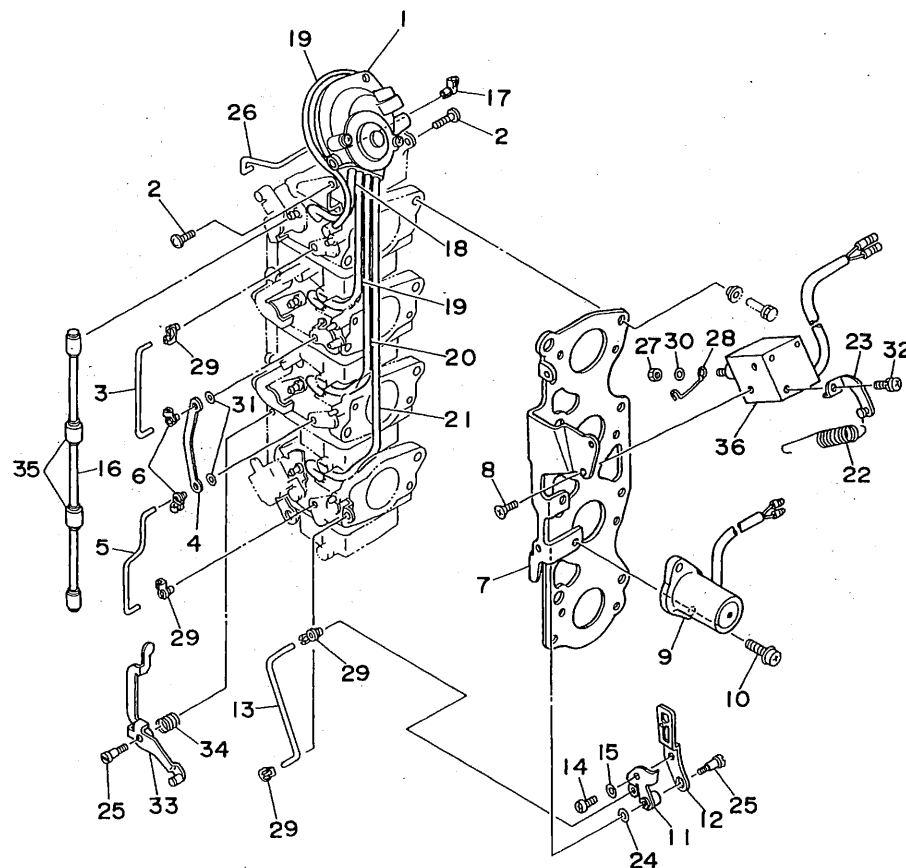


FIG. 6 CARBURETOR LINK

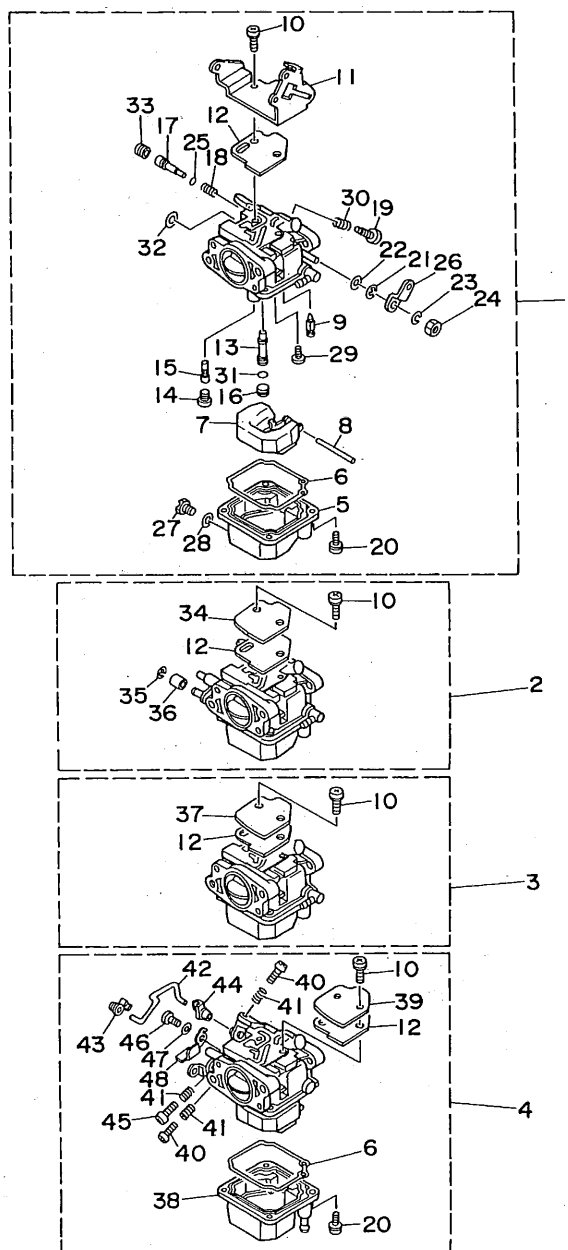
BIELLETTTE CARBURATEUR

REF. NO.	PART NO. NO. PIECES	DESCRIPTION DESCRIPTION	Q'TY QTE	REMARKS REMARQUES
29	6F5-41262-01	JOINT, THROTTLE LEVER AXE	4	
30	62Y-14475-10	WASHER RONDELLE	1	
31	62Y-14596-00	WASHER RONDELLE	2	
32	97980-04108	SCREW, WITH WASHER VIS, AVEC RONDELLE	1	
33	62Y-14360-00	THROTTLE DAMPER ASSY AMORTISSEUR D'ACCELERATEUR	1	
34	62Y-14555-00	SPRING RESSORT	1	
35	62Y-14578-00	COLLAR COLLERETTE	2	
36	6E9-86111-01	COIL, SOLENOID BOBINE	1	



62YJA-5060

B7



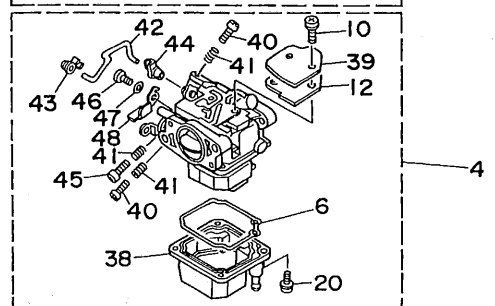
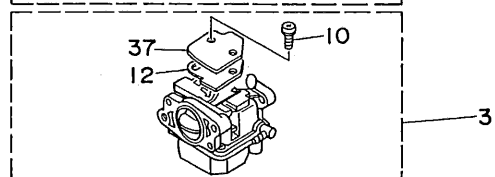
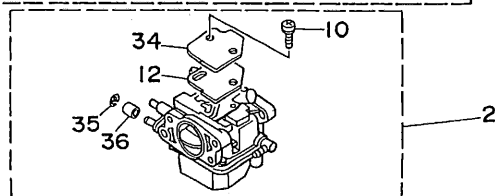
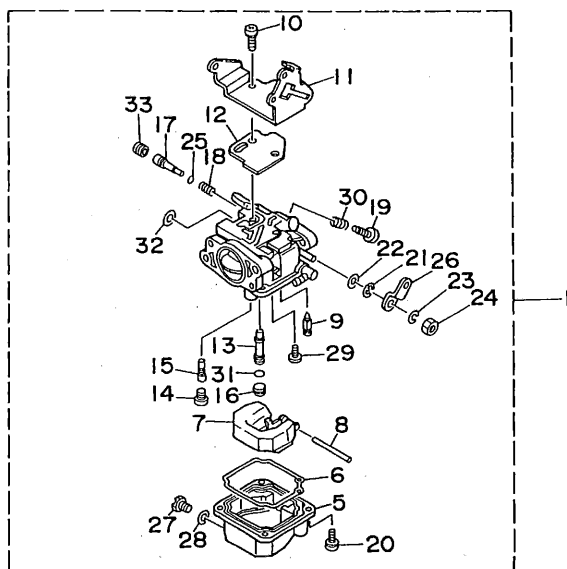
FWD
62YJA-5070

FIG. 7 CARBURETOR

CARBURATEUR

REF. NO.	PART NO. NO. PIECES	DESCRIPTION DESCRIPTION	Q'TY QTE	REMARKS REMARQUES
1	62Y-14901-00	CARBURETOR ASSY 1	1	UR
	62Y-14901-10	CARBURATEUR 1 COMPLET	1	UR F45A
2	62Y-14902-00	CARBURETOR ASSY 2	1	UR
	62Y-14902-10	CARBURATEUR 2 COMPLET	1	UR F45A
3	62Y-14903-00	CARBURETOR ASSY 3	1	UR
	62Y-14903-10	CARBURATEUR 3 COMPLET	1	UR F45A
4	62Y-14904-00	CARBURETOR ASSY 4	1	UR
	62Y-14904-10	CARBURATEUR 4 COMPLET	1	UR F45A
5	62Y-14381-00	.BODY, FLOAT CHAMBER	3	#1,2,3
6	6L2-14384-00	.GASKET, FLOAT CHAMBER	4	
7	6L2-14385-00	.JOINT, CUVE DE FLOTTEUR	4	
8	6E5-14386-01	.FLOAT	4	
9	6L2-14392-00	.FLOTTEUR	4	
10	97980-04110	.PIN, FLOAT	8	
11	62Y-14157-00	.AXE, FLOTTEUR	1	#1
12	62Y-14399-00	.VALVE, NEEDLE	4	
13	62Y-14341-00	.POINTEAU	4	UR
14	62Y-14343-56	.SCREW, WITH WASHER	4	UR F45A
	62Y-14343-52	.VIS, AVEC RONDELLE	2	UR F45A #1,2
	62Y-14372-10	.COVER, MIXING	2	UR F45A #3,4
15	62Y-14342-21	.COUVERCLE DE CHAMBRE	4	
16	62Y-14355-00	.VALVE, BIMETAL	4	
17	12V-14105-00	.CLAPET, BILAME	4	UR
18	30X-14334-00	.NOZZLE, MAIN	4	
19	62Y-14321-00	.PUITS D'AIGUILLE	4	
20	97980-04112	.JET, MAIN (#112)	4	UR
		.GICLEUR, PRINCIPAL (#112)	2	UR F45A #1,2
		.JET, MAIN (#104)	2	UR F45A #3,4
		.GICLEUR, PRINCIPAL (#104)	4	
		.JET, MAIN (#103)	4	
		.GICLEUR, PRINCIPAL (#103)	4	
		.JET, PILOT (# 42)	4	
		.GICLEUR, RALENTI (# 42)	4	
		.NOZZLE, MAIN 2	4	
		.PUITS D'AIGUILLE	4	
		.PILOT SCREW SET	4	UR
		.JEU DE VIS DE RICHESSE	4	UR F45A
		.SCREW, AIR ADJUSTING	4	
		.VIS DE DOSEUR D'AIR	4	
		.SPRING, AIR ADJUSTING	4	
		.RESSORT, VIS DE DOSEUR D'AIR	3	#1,2,3
		.SCREW, THROTTLE	16	
		.VIS, ACCELERATEUR		
		.SCREW, WITH WASHER		
		.VIS, AVEC RONDELLE		

C1



62YJA-5070

FIG. 7 CARBURETOR

CARBURATEUR

REF. NO.	PART NO. NO. PIECES	DESCRIPTION DESCRIPTION	Q'TY QTE	REMARKS REMARQUES
21	93430-04301	.CIRCLIP	4	
22	62Y-14475-00	.CLIPS	4	
23	6A1-14356-00	.WASHER		
		.RONDELLE		
24	654-14363-01	.WASHER, SPRING	1 #1	
		.RONDELLE		
25	5H0-14397-00	.NUT	1 #1	
		.ECROU		
26	62Y-14276-00	.O-RING	4	
		.JOINT TORIQUE		
27	62Y-14383-00	.LEVER	1 #1	
		.LEVIER		
28	62Y-14398-00	.SCREW, DRAIN	4	
		.BOUCHON, PURGE		
29	98980-04006	.GASKET	4	
		.JOINT		
30	646-14212-01	.SCREW, BIND	4	
		.VIS		
31	6F5-14397-00	.SPRING, PILOT ADJUSTING	3 #1,2,3	
		.RESSORT, VIS DE RALENTI		
32	6L2-14357-00	.O-RING	4	
		.JOINT TORIQUE		
33	50M-14355-00	.WASHER, PLAIN	3 #1,2,3	
		.RONDELLE PLATE		
34	6L2-14157-00	.PLUG	4	
		.PLOT		
35	62Y-14159-00	.COVER, MIXING	1 #2	
		.COUVERCLE DE CHAMBRE		
36	62Y-14267-00	.CLIP	1 #2	
		.JONC		
37	62Y-14267-00	.ROLLER	1 #2	
		.ROULEAU		
38	6L2-14157-00	.COVER, MIXING	1 #3	
		.COUVERCLE DE CHAMBRE		
39	62Y-14381-10	.BODY, FLOAT CHAMBER	1 #4	
		.CORPS, CUVE DE FLOTTEUR		
40	6L2-14157-00	.COVER, MIXING	1 #4	
		.COUVERCLE DE CHAMBRE		
41	62Y-14321-00	.SCREW, THROTTLE	2 #4	
		.VIS, ACCELERATEUR		
42	646-14212-01	.SPRING, PILOT ADJUSTING	3 #4	
		.RESSORT, VIS DE RALENTI		
43	62Y-14379-00	.ROD, STARTER	1 #4	
		.TRINGLE, STARTER		
44	6F5-41262-01	.JOINT, THROTTLE LEVER	1 #4	
		.AXE		
45	62Y-41262-00	.JOINT, CHOKE LEVER	1 #4	
		.RACCORD, LEVIER DE STARTER		
46	664-14321-01	.SCREW, THROTTLE	1 #4	
		.VIS, ACCELERATEUR		
47	664-14327-01	.SCREW	1 #4	
		.VIS		
48	62Y-14597-00	.WASHER	1 #4	
		.RONDELLE		
	62Y-14573-00	.LEVER	1 #4	
		.LEVIER		

C2

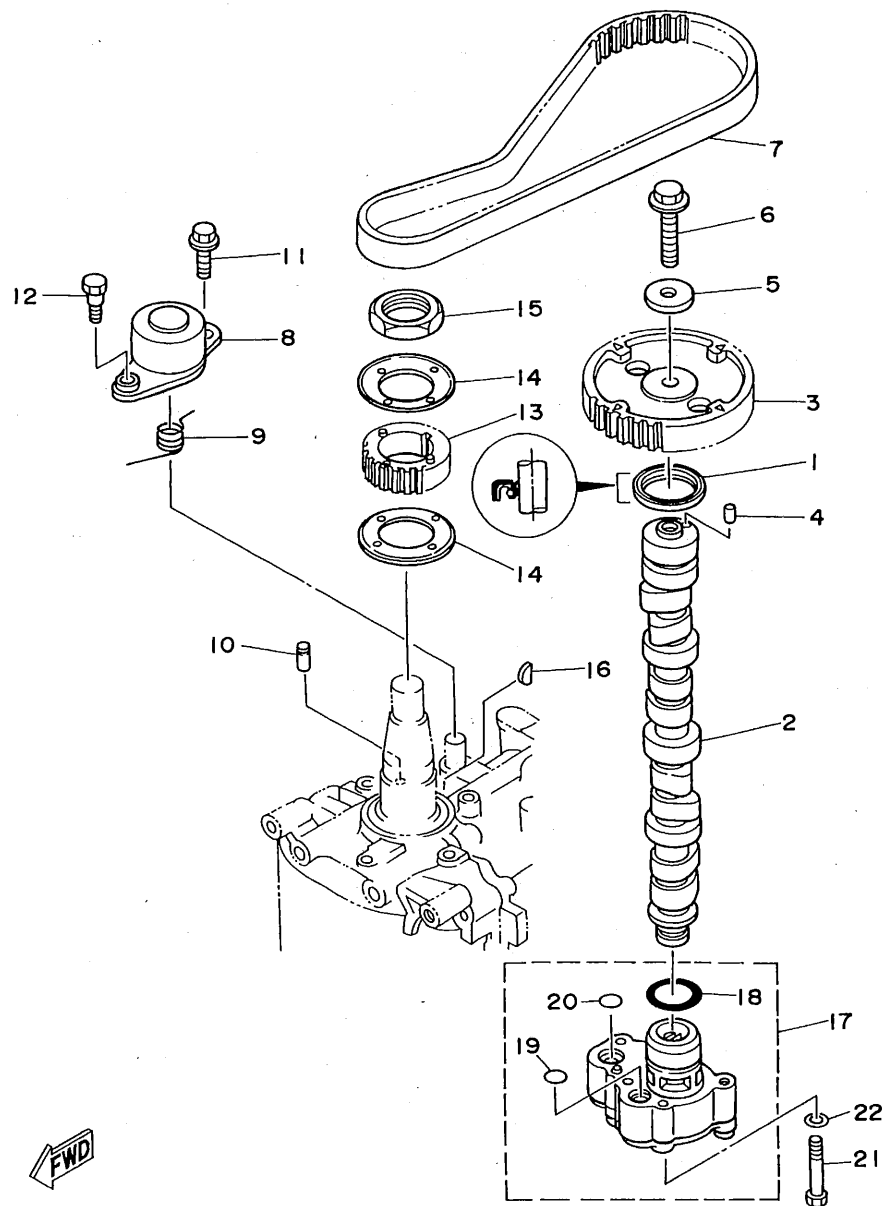
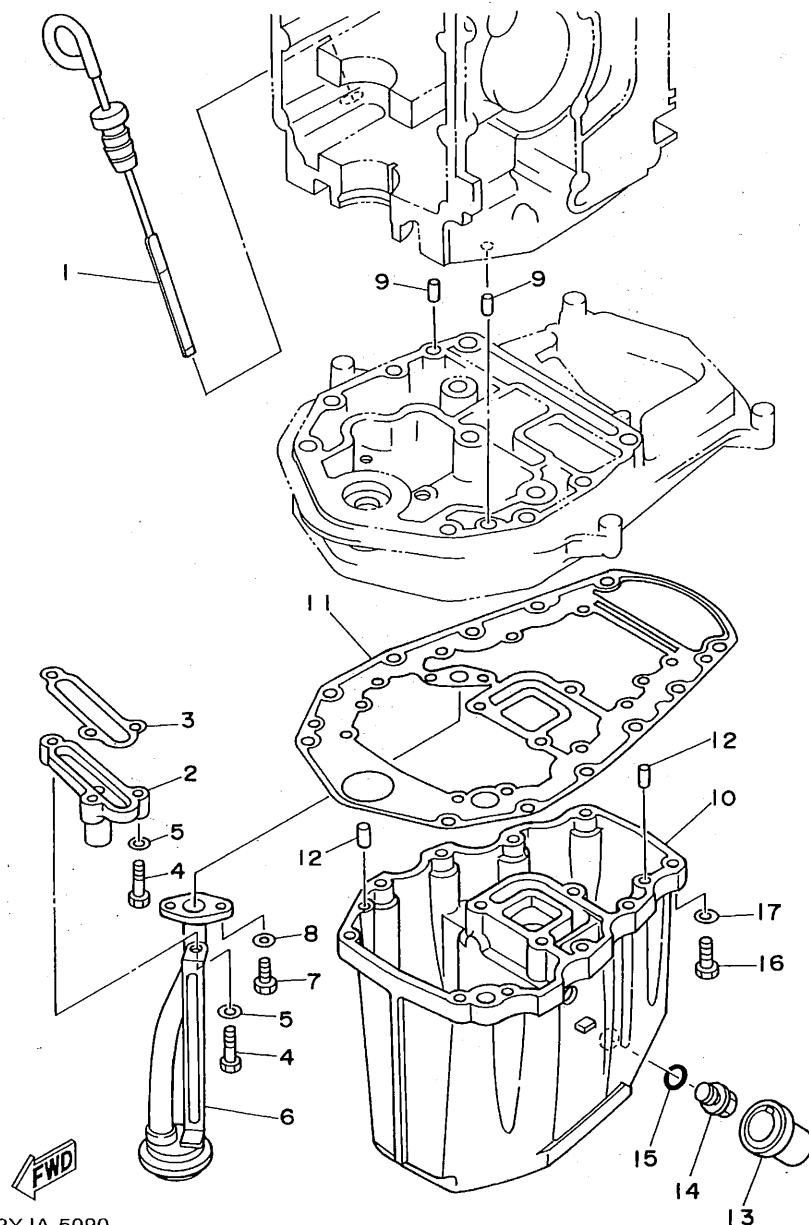


FIG. 8 OIL PUMP

POMPE A HUILE

REF. NO.	PART NO. NO. PIECES	DESCRIPTION DESCRIPTION	Q'TY QTE	REMARKS REMARQUES
1	93102-37M40	OIL SEAL	1	
2	62Y-12171-00	JOINT SPY	1	
3	62Y-11537-00	CAMSHAFT 1	1	
4	93605-14143	ARBRE A CAMES 1	1	
5	90201-10M06	GEAR, DRIVEN	1	
6	95895-10040	PIGNON SECONDAIRE	1	
7	62Y-46241-00	PIN, DOWEL	1	
8	62Y-11590-00	AXE	1	
9	90508-23M36	WASHER, PLATE	1	
10	90249-07M29	RONDELLE, PLATE	1	
11	95895-08020	BOLT, FLANGE	1	
12	90109-06M64	BOULON	1	
13	62Y-11536-00	BELT	1	
14	62Y-11557-00	COURROIE	1	
15	90170-35M32	TENSIONER ASSY	1	
16	90280-04M06	TENDEUR (ENS.)	1	
17	62Y-13300-00	SPRING, TORSION	1	
18	93210-33MH2	RESSORT, TORSION	1	
19	93210-12M69	PIN	1	
20	93210-14515	GOUPILE	1	
21	97095-06040	BOLT, FLANGE	1	
22	92990-06600	BOULON	1	



62YJA-5090

FIG. 9 OIL PAN

VENTILATEUR D'HUILE

REF. NO.	PART NO. NO. PIECES	DESCRIPTION DESCRIPTION	Q'TY QTE	REMARKS REMARQUES
1	62Y-15362-00	PLUG, OIL LEVEL PLOT, NIVEAU D'HUILE	1	
2	62Y-11575-00	RELIEF VALVE ASS'Y SOUPAPE DE RENTREE D'AIR	1	
3	62Y-13475-00	GASKET JOINT	1	
4	97013-06025	BOLT BOULON	3	
5	92990-06600	WASHER, PLATE RONDELLE, PLATE	3	
6	62Y-13411-00	STRAINER, OIL FILTRE, HUILE	1	
7	97014-06016	BOLT BOULON	2	
8	92990-06600	WASHER, PLATE RONDELLE, PLATE	2	
9	93608-12M05	PIN, DOWEL AXE	2	
10	62Y-15311-00-5B	OIL PAN VENTILATEUR D'HUILE	1	
11	62Y-15312-00	GASKET, OIL PAN JOINT DE VENTILATEUR D'HUILE	1	
12	93606-12019	PIN, DOWEL GOUPILLE	4	
13	62Y-15316-00	DAMPER, ENGINE MOUNT 1 AMORTISSEUR DE SUPPORT	1	
14	62Y-13471-00	PLUG, DRAIN PLOT, VIDANGE	1	
15	93210-14515	O-RING JOINT TORIQUE	1	
16	97095-06025	BOLT BOULON	10	
17	92990-06600	WASHER, PLATE RONDELLE, PLATE	10	

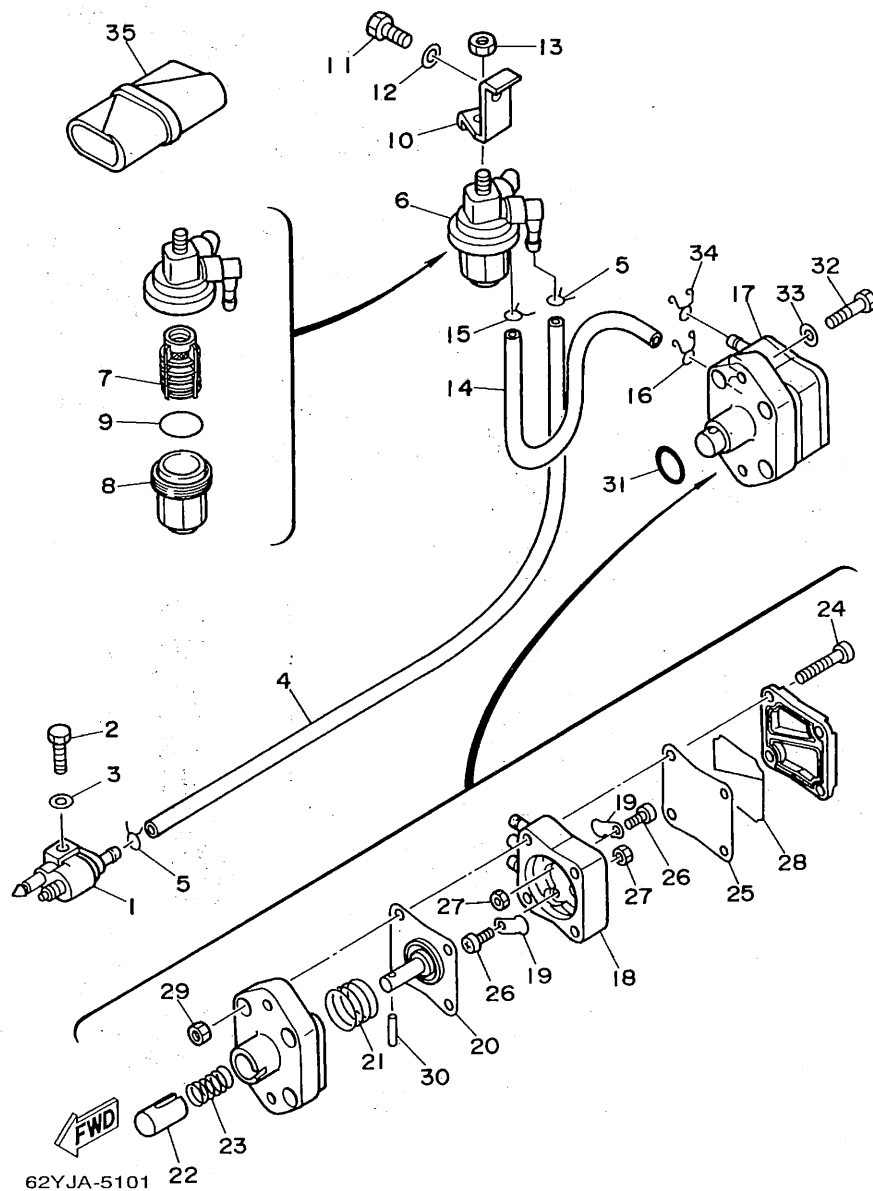


FIG. 10 FUEL

CARBURANT

REF. NO.	PART NO. NO. PIECES	DESCRIPTION DESCRIPTION	Q'TY QTE	REMARKS REMARQUES
1	661-24304-02	FUEL PIPE JOINT COMP. 1 DURITE RACCORDEMT. A ESSENCE	1	
2	97095-06025	BOLT BOULON	1	
3	92990-06600	WASHER, PLATE RONDELLE, PLATE	1	
4	90445-10M34	HOSE DURITE	1	
5	90467-09M03	CLIP JONC	2	
6	61N-24560-00	FILTER ASSY ENS FILTRE	1	
7	61N-24563-00	.ELEMENT, FILTER .ELEMENT, FILTRE	1	
8	61N-24521-00	.CUP, FILTER .CUVETTE, FILTRE	1	
9	93210-32738	.O-RING .JOINT TORIQUE	1	
10	62Y-24566-00	BRACKET, FILTER SUPPORT, FILTRE	1	
11	97095-08014	BOLT BOULON	1	
12	92995-08600	WASHER RONDELLE	1	
13	95380-08600	NUT ECROU	1	
14	90445-10M48	HOSE DURITE	1	
15	90467-09M03	CLIP JONC	1	
16	90467-10M04	CLIP JONC	1	
17	62Y-24410-02	FUEL PUMP ASSY POMPE A ESSENCE	1	
18	62Y-24413-00	.BODY 2 .CORPS 2	1	
19	62Y-24421-01	.VALVE, CHECK .SOUPAPE, RETENUE	2	
20	62Y-24411-02	.DIAPHRAGM .DIAPHRAGME	1	
21	62Y-24423-00	.SPRING, DIAPHRAGM .RESSORT, DIAPHRAGME	1	
22	62Y-13131-01	.PLUNGER .PLONGEUR	1	
23	62Y-24454-00	.SPRING .RESSORT	1	
24	62Y-24444-00	.SCREW .VIS	4	
25	62Y-24471-00	.DIAPHRAGM .DIAPHRAGME	1	
26	6A0-14325-00	.SCREW, PAN HEAD .VIS TETE CONIQUE	2	
27	95380-03600	.NUT .ECROU	2	
28	62Y-24452-00	.COVER .COUVERCLE	1	

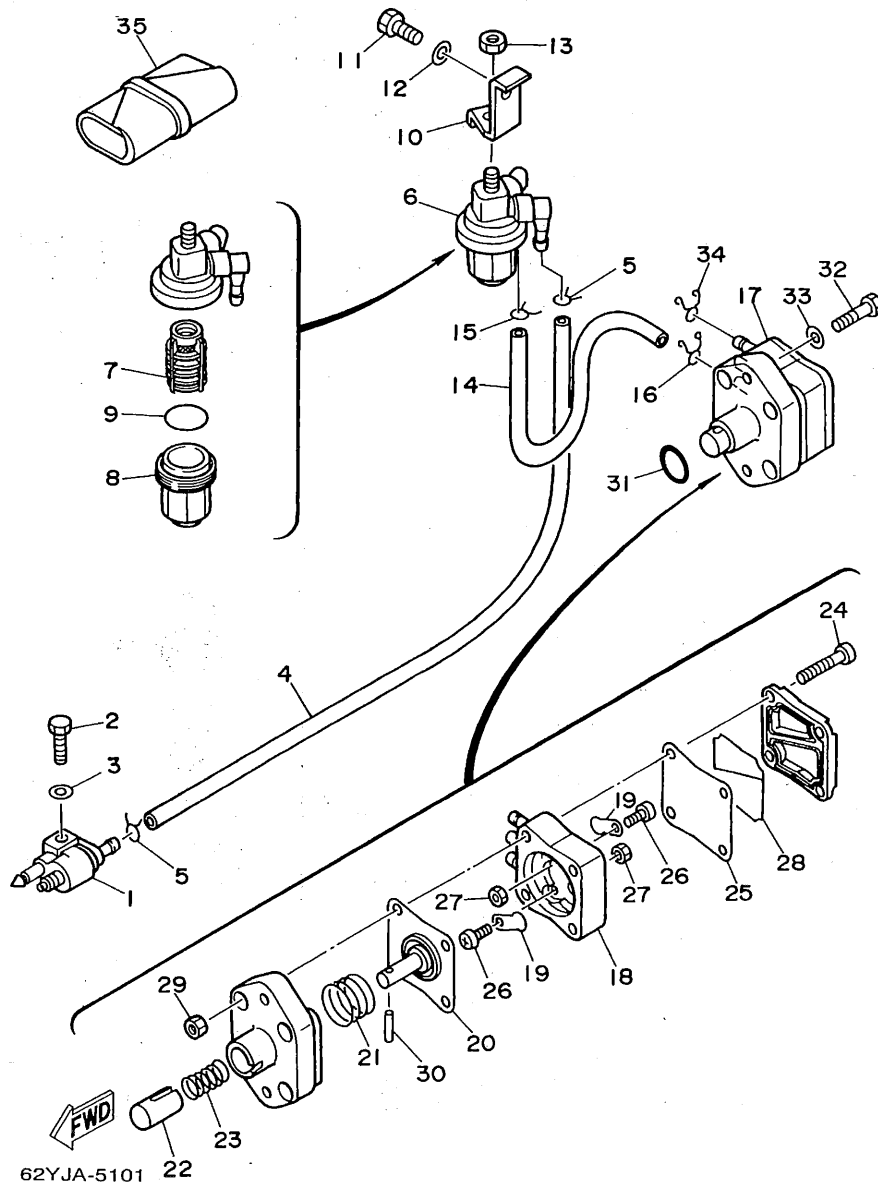
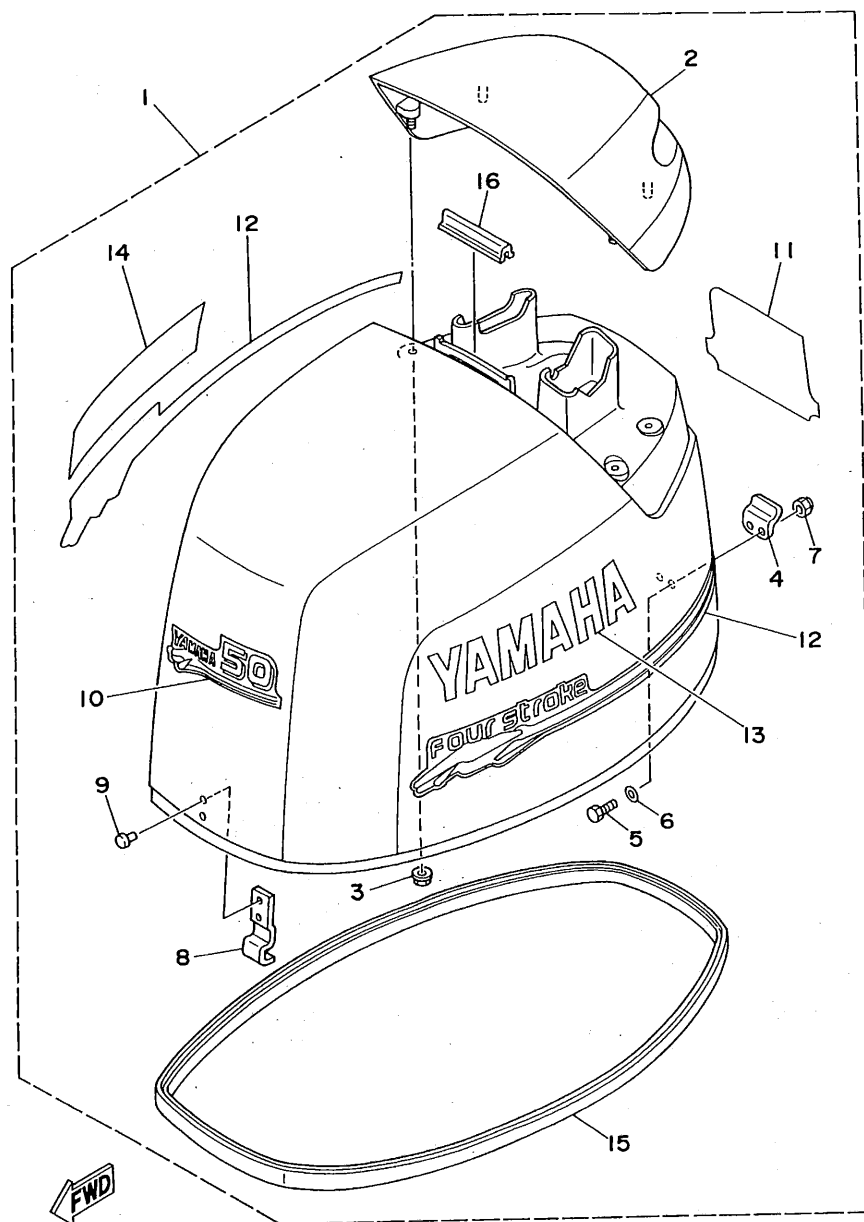


FIG. 10 FUEL

CARBURANT

REF. NO.	PART NO. NO. PIECES	DESCRIPTION DESCRIPTION	Q'TY QTE	REMARKS REMARQUES
29	95380-05600	.NUT	4	
30	62Y-24374-01	.ECROU	1	
31	93210-25070	.PIN	1	
32	97095-06030	.GOUPILLE	1	
33	92990-06600	O-RING	1	
34	90467-10M04	JOINT TORIQUE	1	
35	62Y-28100-00	BOLT	2	
		BOULON	2	
		WASHER, PLATE	2	
		RONDELLE, PLATE	1	
		CLIP	1	
		JONC	1	
		TOOL KIT	1	
		TROUSSE A OUTILS		

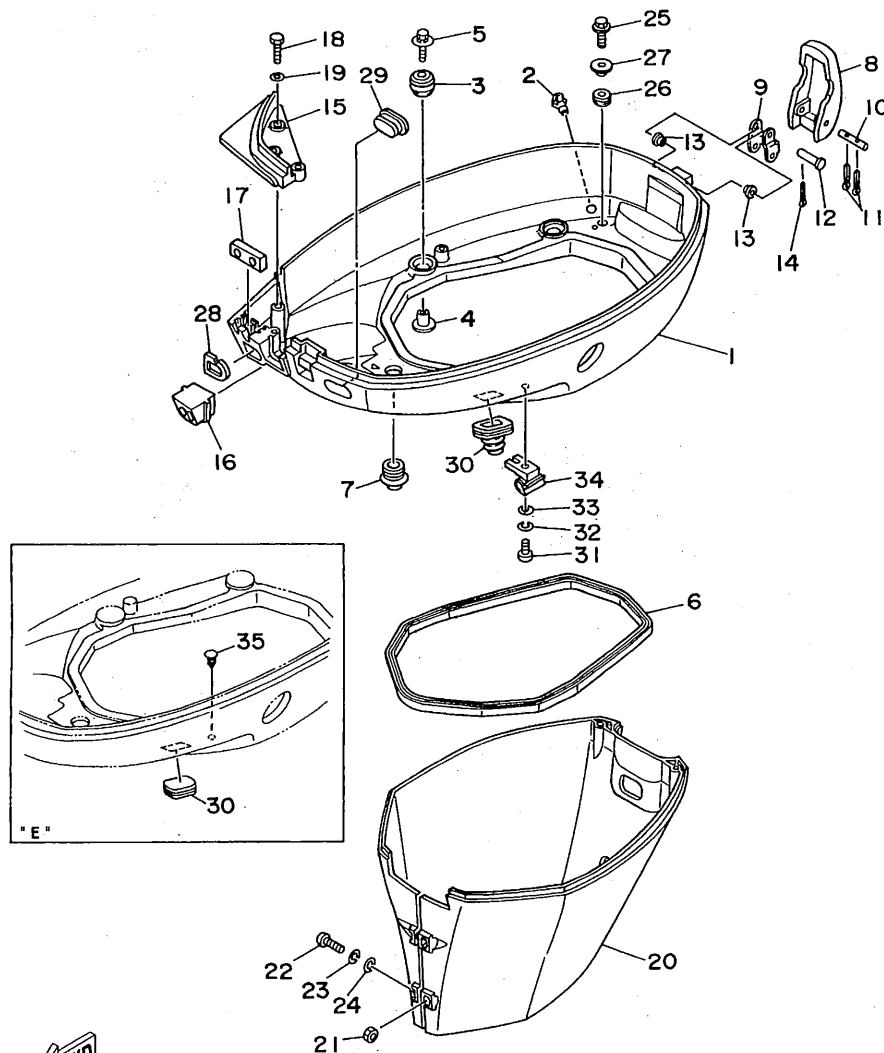


62YJA-5110

FIG. 11 TOP COWLING

CAPOT SUPERIEUR

REF. NO.	PART NO. NO. PIECES	DESCRIPTION DESCRIPTION	Q'TY QTE	REMARKS REMARQUES
1	62Y-42610-00-4D	TOP COWLING ASSY CAPOT (ENS.)	1	UR F50A
	64J-42610-00-4D	TOP COWLING ASSY CAPOT (ENS.)	1	UR F50B
	62Y-42610-10-4D	TOP COWLING ASSY CAPOT (ENS.)	1	UR F45A
2	62Y-42613-00-4D	.MOLDING, AIR DUCT .MANCHON A AIR	1	
3	90179-06M24	.NUT .ECROU	4	
4	62Y-42652-00	.HOOK .CROCHET	1	
5	97095-05016	.BOLT .BOULON	2	
6	92990-05600	.WASHER, PLATE .RONDELLE, PLATE	2	
7	95780-05300	.NUT, FLANGE .ECROU	2	
8	62Y-42651-00	.HOOK .CROCHET	1	
9	90266-06M02	.RIVET .RIVET	2	
10	62Y-42677-00	.GRAPHIC, FRONT .ADHESIF, AVANT	1	UR
	62Y-42677-10	.GRAPHIC, FRONT .ADHESIF, AVANT	1	UR F45A
11	62Y-42678-00	.GRAPHIC, REAR .ADHESIF, ARRIERE	1	UR F50A
	64J-42678-00	.GRAPHIC, REAR .ADHESIF, ARRIERE	1	UR F50B
	62Y-42678-10	.GRAPHIC, REAR .ADHESIF, ARRIERE	1	UR F45A
12	62Y-W0070-00	.GRAPHIC SET .JEU DIEMBLEMES	1	
13	62Y-42681-00	.MARK, COWLING .ADHESIF, CAPOT	1	
14	62Y-42682-00	.MARK, COWLING .ADHESIF, CAPOT	1	
15	62Y-42615-00	.SEAL .JOINT	1	
16	61N-42628-00	.SEAL .JOINT	1	



62YJA-5121

FIG. 12 BOTTOM COWLING

CAPOT INFÉRIEUR

REF. NO.	PART NO. NO. PIÈCES	DESCRIPTION DESCRIPTION	Q'TY QTE	REMARKS REMARQUES
1	62Y-42711-01-4D	COWLING, BOTTOM CUVETTE	1	UR
	62Y-42711-11-4D	COWLING, BOTTOM CUVETTE	1	UR PTT
2	6H3-44391-01	NIPPLE, HOSE RACCORD D'ESSENCE	1	
3	90480-09M12	GROMMET PASSE-FIL	4	
4	90387-06M69	COLLAR COLLERETTE	4	
5	90119-06M08	BOLT, WITH WASHER BOULON, AVEC RONDELLE	4	
6	62Y-42716-00	RUBBER, SEAL 1 JOINT EN CAOUTCHOUC 1	1	
7	6E5-42724-00	GROMMET PASSE-FIL	1	
8	62Y-42828-00-4D	PLATE, CLAMP PLAQUE, PRESSE	1	
9	62Y-42815-00	LEVER, CLAMP LEVIER, PRESSE	1	
10	90249-05M30	PIN GOUPILLE	1	
11	91490-16010	PIN, COTTER GOUPILLE	2	
12	90240-05M19	PIN, CLEVIS BOULON, A GOUPILLE	1	
13	90386-05002	BUSH DOUILLE	2	
14	91490-16010	PIN, COTTER GOUPILLE	1	
15	62Y-42738-01-5B	PLATE, FITTING ETRIER	1	
16	62Y-42725-00	GROMMET PASSE-FIL	1	
17	62Y-42727-00	GROMMET PASSE-FIL	1	
18	97095-06020	BOLT BOULON	3	
19	92990-06600	WASHER, PLATE RONDELLE, PLATE	3	
20	62Y-42741-00-4D	APRON CAPOT LATERAL	1	
21	95380-06600	NUT ECROU	2	
22	98580-06025	SCREW, PAN HEAD VIS	2	
23	92995-06100	WASHER, SPRING RONDELLE, GROWER	2	
24	92990-06600	WASHER, PLATE RONDELLE, PLATE	2	
25	95895-06016	BOLT, FLANGE BOULON	2	
26	90480-13M24	GROMMET PASSE-FIL	2	
27	90387-06M40	COLLAR COLLERETTE	2	

D1

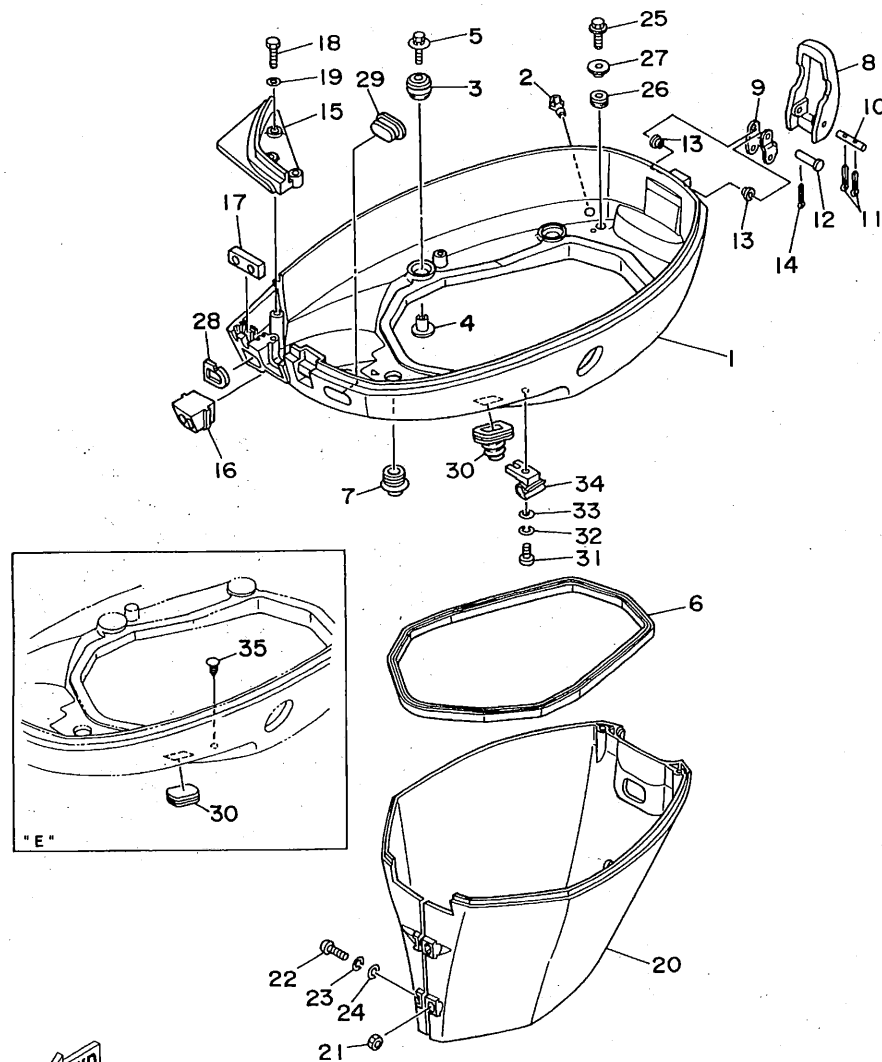
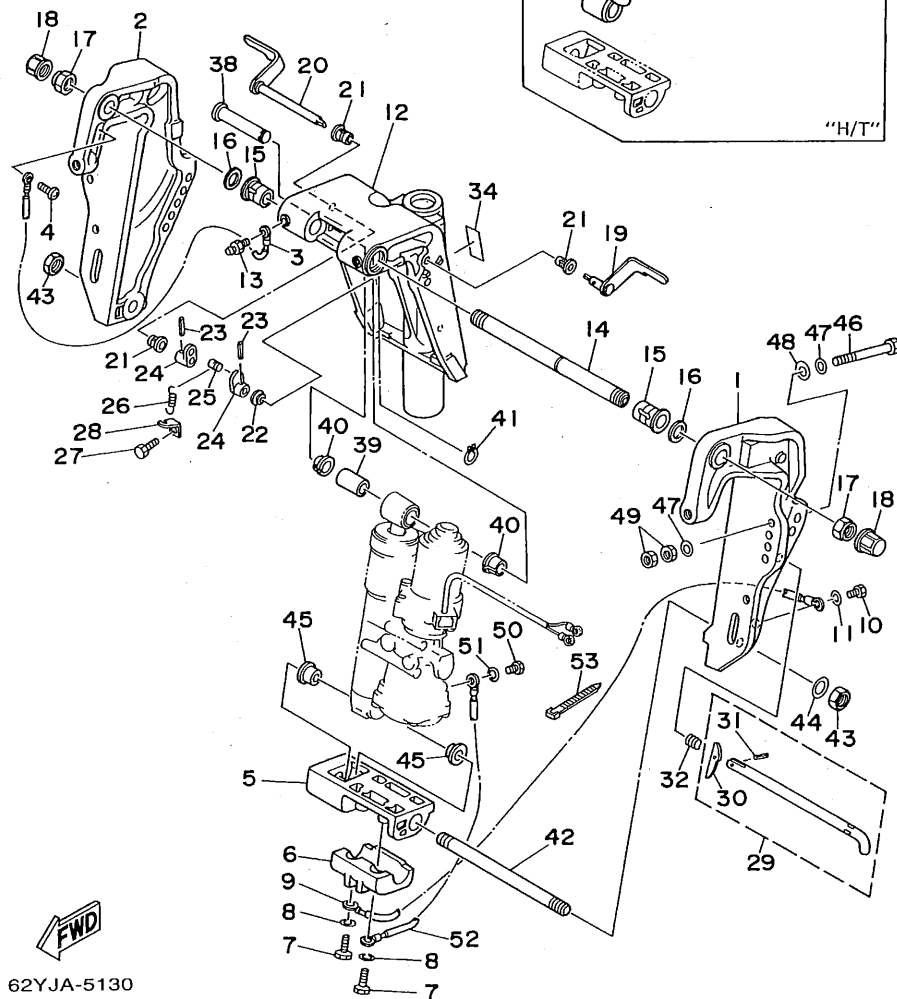


FIG. 12 BOTTOM COWLING

CAPOT INFÉRIEUR

REF. NO.	PART NO. NO. PIECES	DESCRIPTION DESCRIPTION	Q'TY QTE	REMARKS REMARQUES
28	61N-24329-00	SEAL	1	
29	6H3-42727-00	JOINT	1	
30	6H4-42726-00	GROMMET PASSE-FIL	1	UR
	688-42726-10	GROMMET PASSE-FIL	1	UR PTT
31	98580-06025	SCREW, PAN HEAD VIS	1	
32	92995-06100	WASHER, SPRING	1	
33	92990-06600	RONDELLE, GROWER WASHER, PLATE	1	
34	90464-09M43	CLAMP	1	
35	90338-05M03	BRIDE PLUG PLOT	1	

62YJA-5121



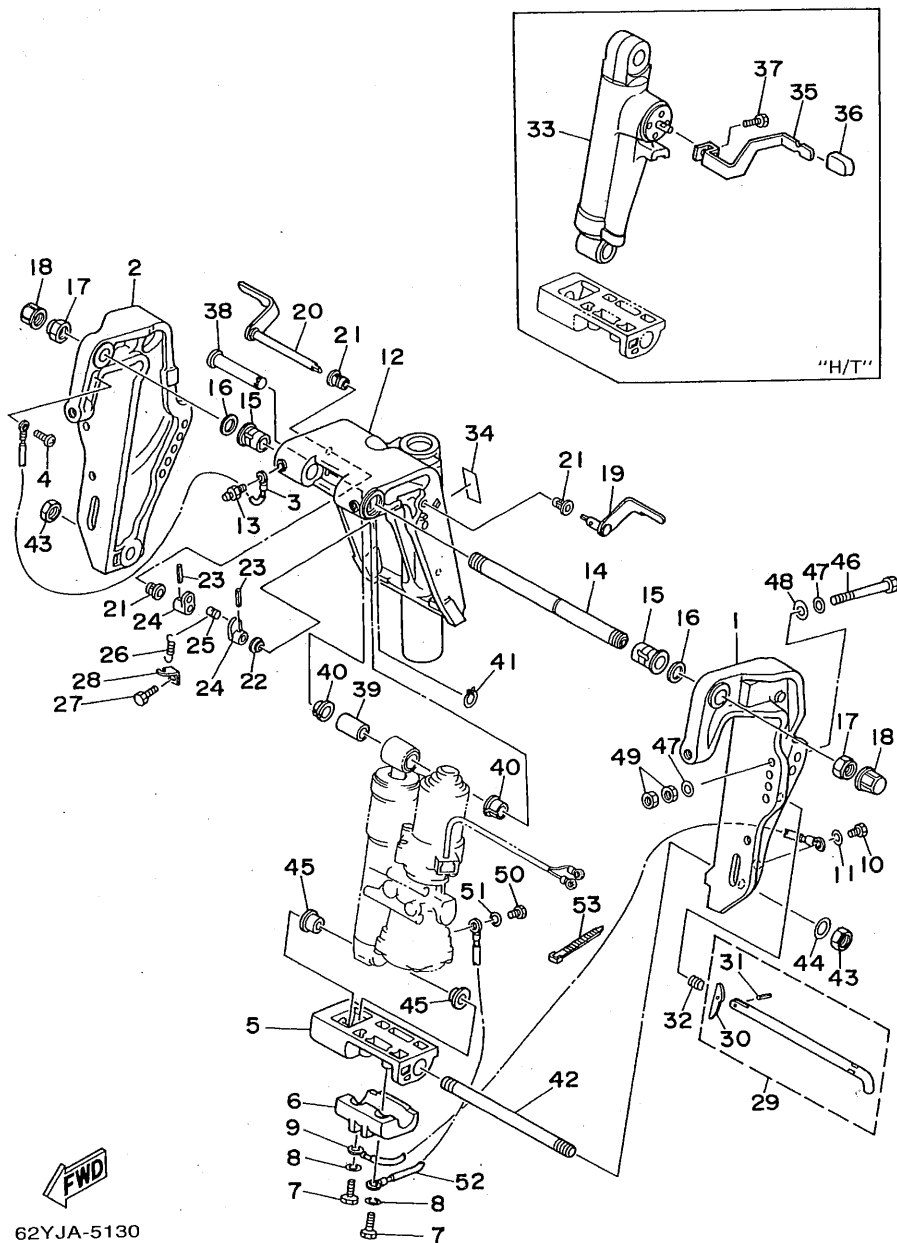
62YJA-5130

FIG. 13 BRACKET 1

SUPPORT 1

REF. NO.	PART NO. NO. PIECES	DESCRIPTION DESCRIPTION	Q'TY QTE	REMARKS REMARQUES
1	63D-43111-00-4D	BRACKET, CLAMP PRESSE	1	
2	63D-43112-00-4D	BRACKET, CLAMP PRESSE	1	
3	63D-82148-00	WIRE, LEAD 4 FIL 4	1	
4	97885-06008	SCREW, PAN HEAD VIS, TETE TRONCONIQUE	1	
5	63D-43128-01-4D	SPACER, CLAMP BRACKET ENTRETOISE	1	
6	63D-45251-00	ANODE ANODE	1	
7	97095-06025	BOLT BOULON	2	
8	92995-06100	WASHER, SPRING RONDELLE, GROWER	2	
9	6H1-82148-00	WIRE, LEAD 4 FIL 4	1	
10	97095-06010	BOLT BOULON	1	
11	92990-06600	WASHER, PLATE RONDELLE, PLATE	1	
12	63D-43311-10-4D	BRACKET, SWIVEL SUPPORT, PIVOT	1	
13	93700-06M03	NIPPLE, GREASE PION	3	
14	63D-43131-00	BOLT, CLAMP BRACKET BOULON, PRESSE	1	
15	90386-22M15	BUSH DOUILLE	2	
16	90201-22M03	WASHER, PLATE RONDELLE, PLATE	2	
17	90185-22M11	NUT, SELF-LOCKING ECROU, AUTO-BLOCANT	2	
18	6G5-43145-00	CAP, CLAMP BRACKET CAPUCHON, PRESSE	2	
19	6H5-43181-03	LEVER, TILT STOP LEVIER, VERROUILLAGE RELEVAGE	1	
20	6H5-43185-03	LEVER, TILT STOP LEVIER, VERROUILLAGE RELEVAGE	1	
21	90386-10M16	BUSH DOUILLE	3	
22	90386-10025	BUSH DOUILLE	1	
23	91690-30020	PIN, SPRING AGRAFFE	2	
24	6G5-43148-00	COLLAR, DISTANCE ENTRETOISE	2	
25	90249-06M19	PIN GOUPILLE	1	
26	90506-14M24	SPRING, TENSION RESSORT, TENSION	1	
27	97095-06010	BOLT BOULON	1	
28	6G5-43144-00	HOOK, SPRING CROCHET	1	

D3

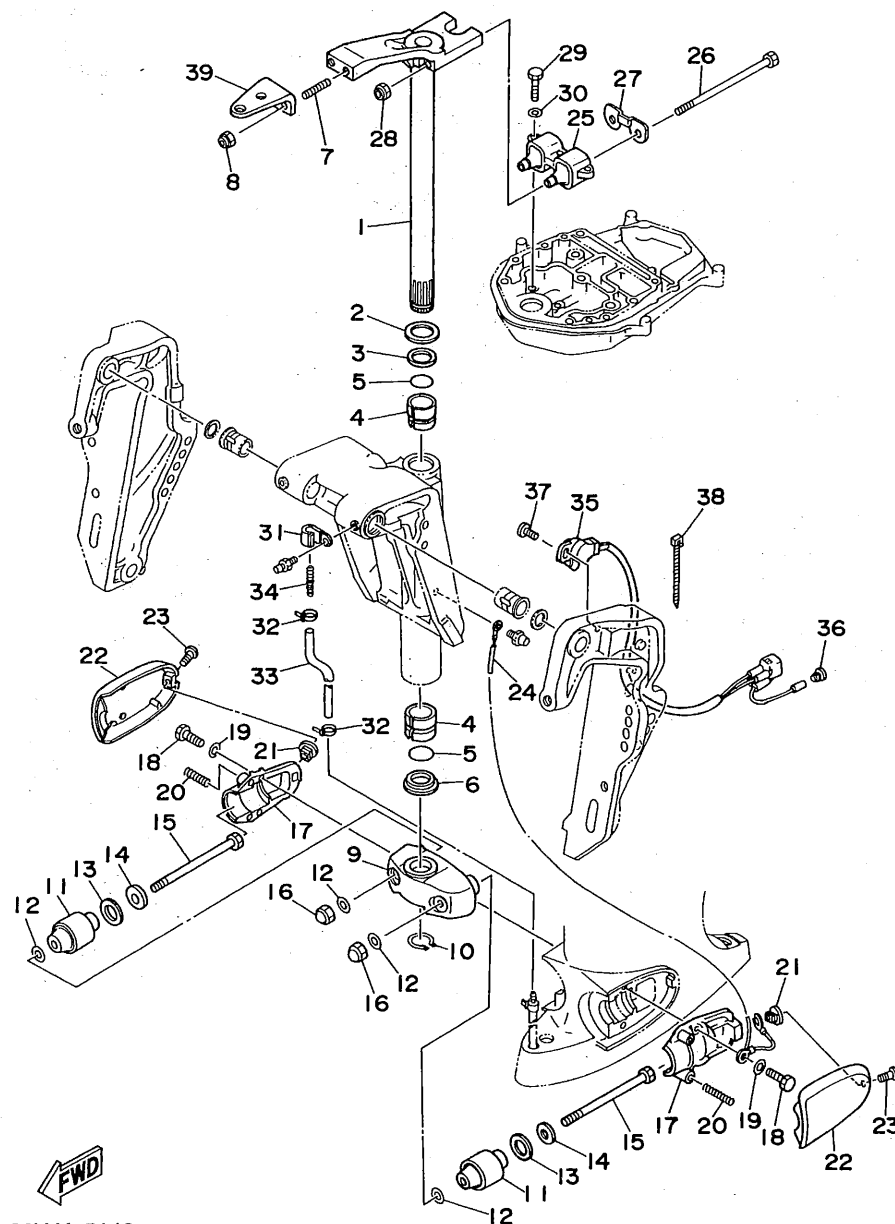


62YJA-5130

FIG. 13 BRACKET 1

SUPPORT 1

REF. NO.	PART NO. NO. PIECES	DESCRIPTION DESCRIPTION	Q'TY QTE	REMARKS REMARQUES
29	688-43160-01	TILT ROD ASSY BROCHE D'INCLINAISON (ENS.)	1	
30	688-43165-00	.PLATE, TILT LOCK .TAQUET, BROCHE INCLINAISON	1	
31	91690-30012	.PIN, SPRING .AGRAFFE	1	
32	90502-16M02	SPRING, CONICAL RESSORT, CONIQUE	1	
33	62Y-43170-00-4D	SHOCK ABSORBER ASSY AMORTISSEUR (ENS.)	1 H/T	
34	63D-43691-00	INDICATOR, TILT ETIQUETTE, RELEVAGE	1 H/T	
35	63D-43631-00	LEVER, TILT LEVIER, INCLINAISON	1 H/T	
36	682-43318-01	COVER CAPUCHON	1 H/T	
37	97095-06010	BOLT BOULON	1 H/T	
38	6E5-43126-02	PIN, UPPER SHOCK MOUNT AXE, SUPERIEUR AMORTISSEUR	1	
39	90386-18M92	BUSH DOUILLE	1	
40	90386-18M35	BUSH DOUILLE	2	
41	93410-18M02	CIRCLIP CLIPS	1	
42	90116-18M52	BOLT, STUD GOUJON	1	
43	90170-18M10	NUT ECROU	2	
44	92995-18600	WASHER RONDELLE, PLATE	1	
45	90386-18M44	BUSH DOUILLE	2	
46	90101-12M65	BOLT BOULON	4	
47	92990-12200	WASHER, PLAIN RONDELLE, PLATE	8	
48	90201-12426	WASHER, PLATE RONDELLE, PLATE	4	
49	95380-12600	NUT ECROU	8	
50	97095-06010	BOLT BOULON	1 PTT	
51	92990-06600	WASHER, PLATE RONDELLE, PLATE	1 PTT	
52	6H1-82148-00	WIRE, LEAD 4 FIL 4	1 PTT	
53	90465-11M10	CLAMP BRIDE	4 PTT	



62YJA-5140

FIG. 14 BRACKET 2

SUPPORT 2

REF. NO.	PART NO. NO. PIECES	DESCRIPTION DESCRIPTION	Q'TY QTE	REMARKS REMARQUES
1	63D-42510-10-4D	STEERING BRACKET ASSY DIRECTION SUPPORT (ENS.)	1	
2	90201-30M00	WASHER, PLATE RONDELLE, PLATE	1	
3	90386-30M78	BUSH DOUILLE	1	
4	90386-30M77	BUSH DOUILLE	2	
5	93210-29M94	O-RING JOINT TORIQUE	2	
6	90386-30M60	BUSH DOUILLE	1	
7	90116-10175	BOLT, STUD GOUJON	2	
8	90185-10051	NUT, SELF-LOCKING ECROU, AUTO-BLOCAN	2	
9	663-44551-02-4D	HOUSING, LOWER MOUNT RUBBER BOITIER, SILENT-BLOC INF	1	
10	93410-28M06	CIRCLIP CLIPS	1	
11	679-44555-00-94	MOUNT DAMPER, LOWER SIDE SILENT-BLOC, INF	2	
12	90201-12M16	WASHER, PLATE RONDELLE, PLATE	4	
13	90202-21100	WASHER, PLATE RONDELLE, PLATE	2	
14	90201-13M19	WASHER, PLATE RONDELLE, PLATE	2	
15	90109-12261	BOLT BOULON	2	
16	95380-12800	NUT, CROWN ECROU, BORGNE	2	
17	663-44552-01-94	HOUSING, LOWER MOUNT RUBBER BOITIER, SILENT-BLOC INF	2	
18	97095-08025	BOLT BOULON	4	
19	92995-08100	WASHER RONDELLE	4	
20	90501-14M08	SPRING, COMPRESSION RESSORT, COMPRESSION	4	
21	90179-06066	NUT ECROU	2	
22	62Y-44553-01-4D	COVER, LOWER MOUNT COUVERCLE, SUSPENSION INF	2	
23	97885-06016	SCREW, PAN HEAD VIS, TETE TRONCONIQUE	2	
24	697-82127-01	WIRE, LEAD 2 FIL 2	1	
25	62Y-44514-00-4D	MOUNT DAMPER, UPPER SIDE SILENT-BLOC, SUPERIEUR LATERAL	1	UR
	62Y-44514-20-4D	MOUNT DAMPER, UPPER SIDE SILENT-BLOC, SUPERIEUR LATERAL	1	UR F50B
26	90101-08M15	BOLT BOULON	2	
27	63D-44526-00	PLATE PLAQUE	1	

D5

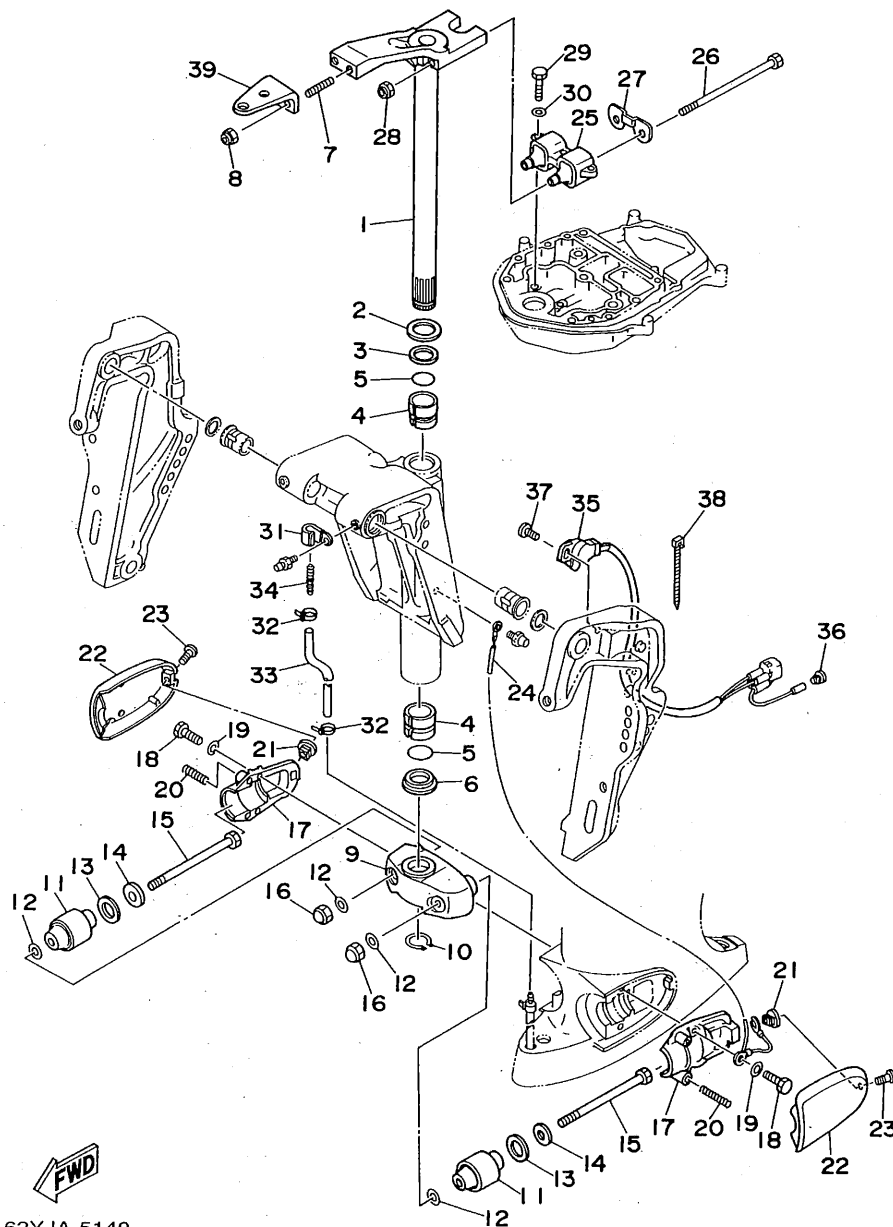


FIG. 14 BRACKET 2

SUPPORT 2

REF. NO.	PART NO. NO. PIECES	DESCRIPTION DESCRIPTION	Q'TY QTE	REMARKS REMARQUES
28	90185-08045	NUT, SELF-LOCKING ECROU, AUTO-BLOCANT	2	
29	97095-08030	BOLT BOULON	3	
30	92995-08100	WASHER RONDELLE	3	
31	90465-08028	CLAMP BRIDE	1	
32	90465-11M10	CLAMP BRIDE	2	
33	90445-07MF1	HOSE DURITE	1	
34	6E5-83558-00	END, NIPPLE RACCORD DE NIPPLE	1	
35	63D-83672-00	TRIM SENDER INCLINER RACCORD	1	UR PTT
36	703-82119-00	COVER, LEAD WIRE GARNITURE, FIL	1	UR PTT
37	97885-06016	SCREW, PAN HEAD VIS, TETE TRONCONIQUE	2	UR PTT
38	90465-13M11	CLAMP BRIDE	1	UR PTT
39	63D-48511-00-4D	HOOK, STEERING ATTACHE, DIRECTION	1	

62YJA-5140

D6

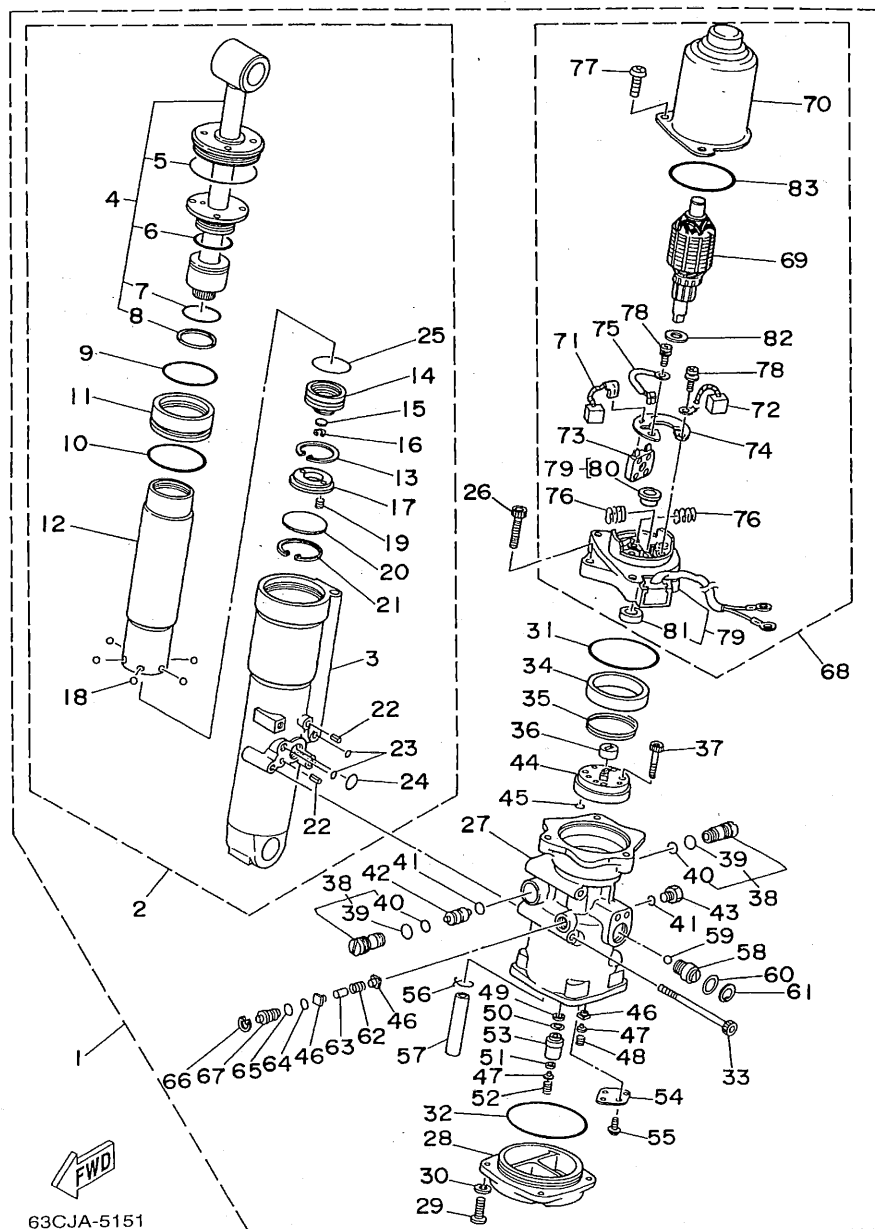


FIG. 15 POWER TRIM & TILT ASSY 1 PUISSANCE PARER ET INCLINER (ENS.) 1

REF. NO.	PART NO. NO. PIECES	DESCRIPTION DESCRIPTION	Q'TY QTE	REMARKS REMARQUES
1	62X-43800-02-4D	POWER TRIM & TILT ASSY PUISSANCE PARER ET INCLINER (ENS.)	1	
2	62X-43840-01	..POWER TILT ASSY ..PUISSANCE INCLINER (ENS.)	1	
3	62X-4380K-00	..CYLINDER, TILT SUB ASSY ..CYLINDRE	1	
4	62X-43810-01	..PISTON SUB ASSY ..PISTON AUXILIAIRE (ENS.)	1	
5	62X-43861-00	...O-RING ...JOINT TORIQUE	1	
6	62X-43862-00	...O-RING ...JOINT TORIQUE	1	
7	93210-29375	...O-RING ...JOINT TORIQUE	1	
8	62X-43871-00	...RING, BACK UP ...SEGMENT	1	
9	93210-44383	..O-RING ..JOINT TORIQUE	1	
10	93210-48214	..O-RING ..JOINT TORIQUE	1	
11	62X-4388A-00	..PISTON, TRIM ..PISTON	1	
12	62X-22471-00	..CYLINDER, SHOCK ABSORBER ..CYLINDRE, AMORTISSEUR	1	
13	99009-35500	..CIRCLIP ..CIRCLIP	1	
14	62X-43814-00	..PISTON, FREE ..PISTON	1	
15	6H1-4384G-11	..SEAL, RELIEF VALVE ..JOINT	1	
16	61A-43875-00	..RING, SNAP ..RESSORT	1	
17	62X-43899-00	..PLATE STOPPER ..PLAQUETTE	1	
18	93503-16003	..BALL ..BILLE	6	
19	62X-4384H-00	..SPRING ..RESSORT	2	
20	1UF-22434-00	..PLATE, VALVE 1 ..PLATEAU, SOUPAPE 1	1	
21	62X-43875-00	..RING, SNAP ..RESSORT	1	
22	91690-40010	..PIN, SPRING ..AGRAFFE	2	
23	93210-06519	..O-RING ..JOINT TORIQUE	2	
24	62X-43864-00	..O-RING ..JOINT TORIQUE	1	
25	93210-29375	..O-RING ..JOINT TORIQUE	1	
26	62X-43888-00	..BOLT, SOCKET ..BOULON	3	
27	62X-4380L-00	..HOUSING, TRIM & TILT SUB ASSY ..CARTER	1	
28	62X-4385M-00	..PLATE, RESERVOIR ..PLAQUETTE	1	

D7

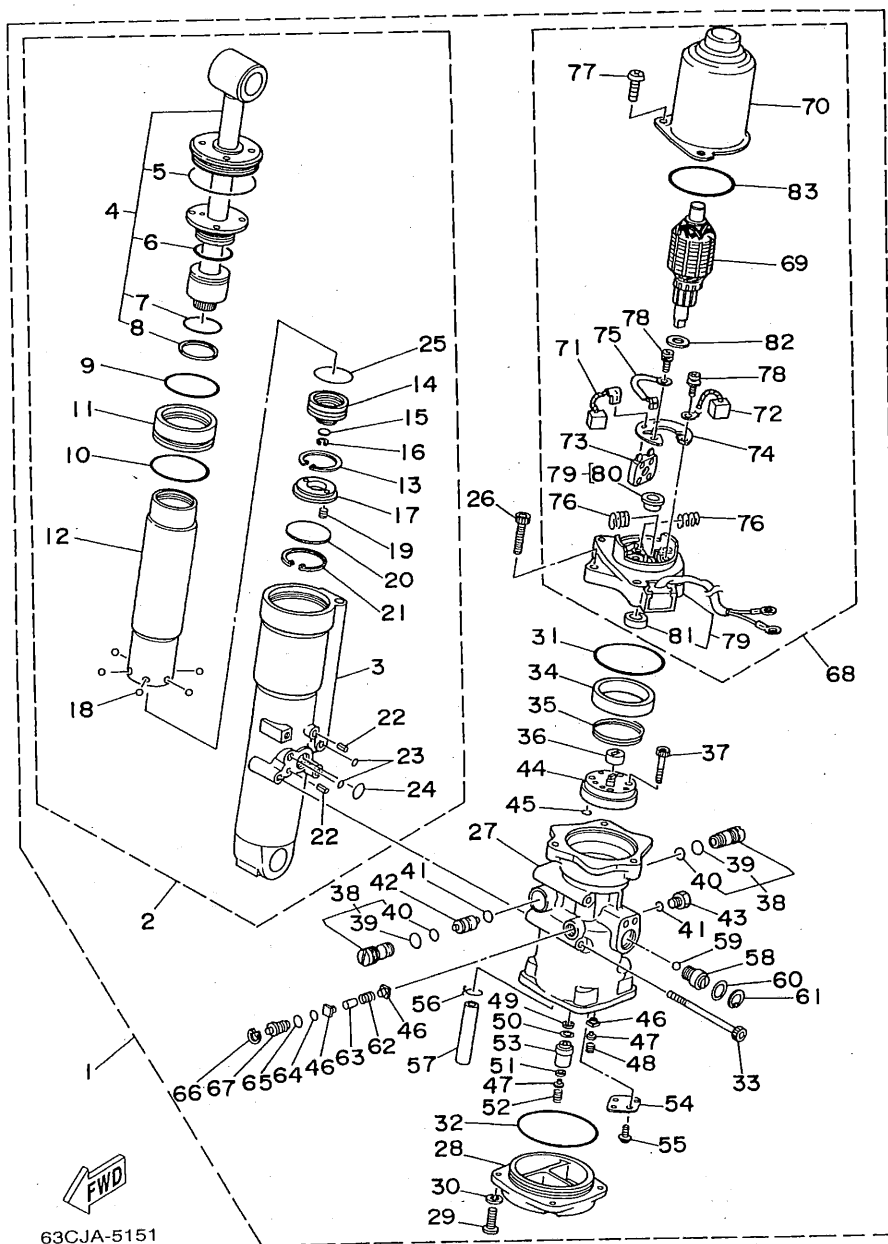
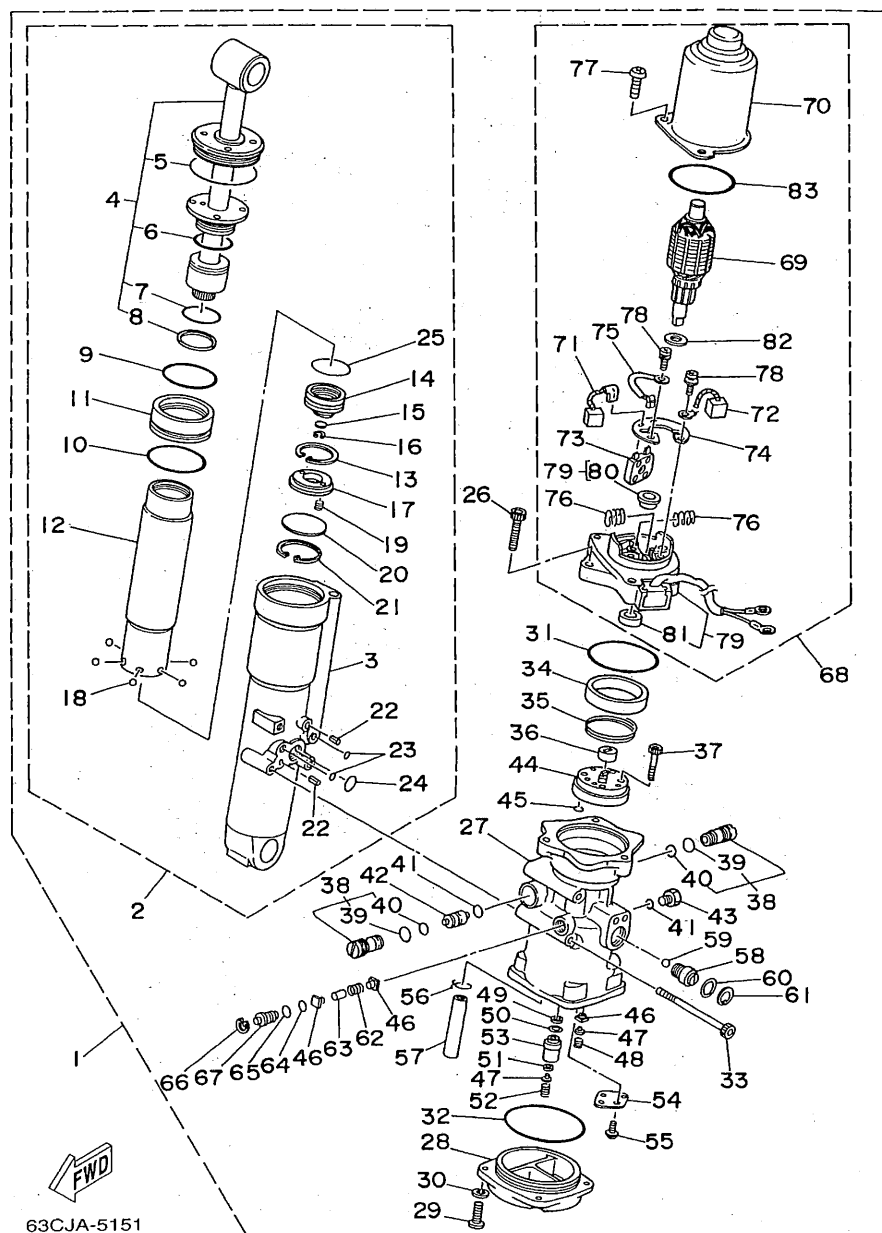


FIG. 15 POWER TRIM & TILT ASSY 1

PUISSANCE PARER ET INCLINER (ENS.) 1

REF. NO.	PART NO. NO. PIECES	DESCRIPTION DESCRIPTION	Q'TY QTE	REMARKS REMARQUES
29	97095-06016	.BOLT .BOULON	4	
30	92995-06100	.WASHER, SPRING .RONDELLE, GROWER	4	
31	62X-43865-00	.O-RING .JOINT TORIQUE	1	
32	62X-43866-00	.O-RING .JOINT TORIQUE	1	
33	62X-43878-00	.BOLT, SOCKET .BOULON	3	
34	6H1-43817-01	.FILTER 2 .FILTRE 2	1	
35	6H1-4385H-00	.SPRING, SEAL .RESSORT	1	
36	6H1-43831-10	.CONNECTOR, SHAFT .RACCORD	1	
37	91318-04025	.BOLT .BOULON	4	
38	6T4-43802-02	.VALVE SUB ASSY .CLAPET AUXILIAIRE (ENS.)	2	
39	6H1-43866-00	..O-RING ..JOINT TORIQUE	1	
40	6H1-43867-00	..O-RING ..JOINT TORIQUE	1	
41	93210-09350	.O-RING .JOINT TORIQUE	2	
42	62X-43841-00	.PISTON, SHUTTLE .PISTON	1	
43	6H1-43829-00	.PLUG, RESERVOIR .BOUCHON	1	
44	62X-43830-00	.GEAR PUMP ASSY .POMPE A PIGNON (ENS.)	1	
45	93210-06519	.O-RING .JOINT TORIQUE	2	
46	6H1-4384F-10	.SEAL, MAIN VALVE .JOINT	3	
47	6H1-43844-10	.PIN, VALVE SUPPORT .GOUPILLE	2	
48	6H1-43856-10	.SPRING, DOWN RELIEF .RESSORT	1	
49	6H1-43816-00	.FILTER 1 .FILTRE 1	1	
50	6H1-43896-00	.O-RING .JOINT TORIQUE	1	
51	6H1-4384G-11	.SEAL, RELIEF VALVE .JOINT	1	
52	6H1-43855-11	.SPRING, UP RELIEF .RESSORT	1	
53	6H1-43895-11	.SEAT, RELIEF VALVE .SIEGE	1	
54	62X-4382L-00	.CAP, RELIEF VALVE .CAPUCHON	1	
55	97607-05210	.SCREW, PAN HEAD WITH WASHER .VIS HEXAGONAL	2	
56	90467-11044	.CLIP .JONC	1	

E1

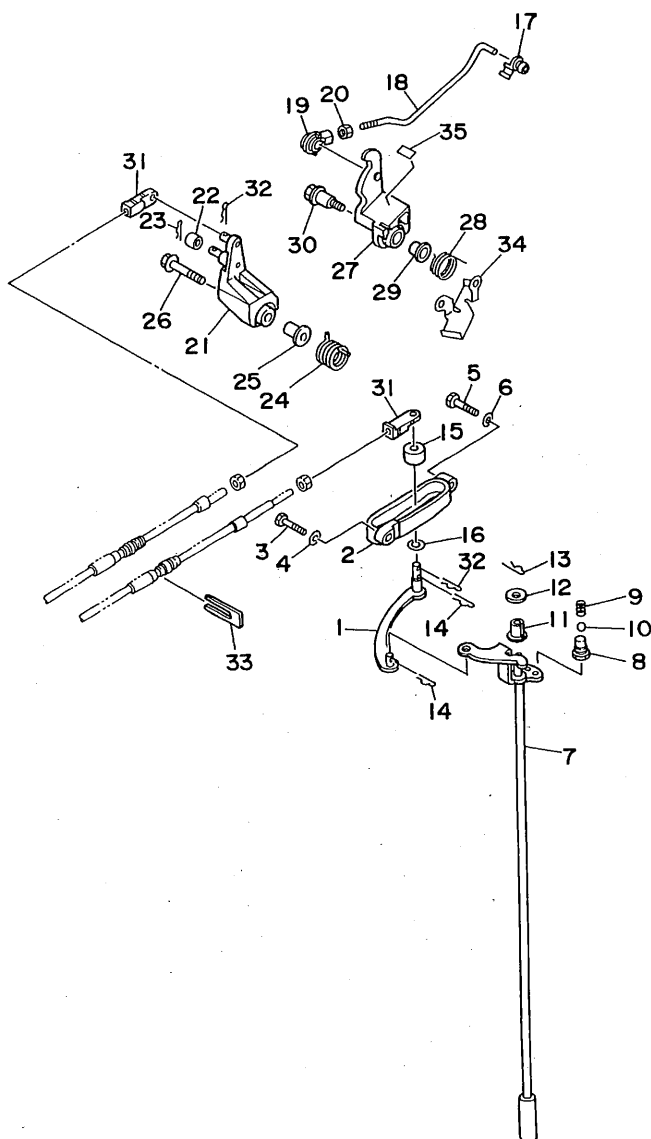


63CJA-5151

FIG. 15 POWER TRIM & TILT ASSY 1

PUISSANCE PARER ET INCLINER (ENS.) 1

REF. NO.	PART NO. NO. PIECES	DESCRIPTION DESCRIPTION	Q'TY QTE	REMARKS REMARQUES
57	62X-4383A-00	.HOSE	1	
58	62X-43860-00	.DURITE	1	
59	93505-32038	.MANUAL VALVE SUB-ASSY	1	
60	93210-18397	.SOUPAPE, MANUEL (ENS.)	1	
61	6H1-43875-00	.BALL	1	
62	61A-4385H-00	.BILLE ROULEMENT	1	
63	93605-10108	.O-RING	1	
64	93210-06632	.JOINT TORIQUE	1	
65	93210-07540	.RING, SNAP	1	
66	6T4-43876-00	.RESSORT	1	
67	6T4-43849-00	.SPRING, SEAL	1	
68	62X-43880-00	.RESSORT	1	
69	62X-43805-00	.PIN, DOWEL	1	
70	62X-43804-00	.AXE	1	
71	62X-43891-00	.O-RING	1	
72	62X-43892-00	.JOINT TORIQUE	1	
73	62X-82181-00	.O-RING	1	
74	62X-4380F-00	.JOINT TORIQUE	1	
75	62X-43807-00	.RING, SNAP	1	
76	62X-4386K-00	.RESSORT	1	
77	97880-05020	.PIN, VALVE SUPPORT	1	
78	98517-04012	.GOUPILLE	1	
79	62X-43881-00	.MOTOR ASSY	1	
80	62X-4380H-00	.MOTEUR (ENS.)	1	
81	93102-08414	.ARMATURE ASSY	1	
82	90201-083J8	.INDUIT (ENS.)	1	
83	93210-52582	.STATOR ASSY	1	
		.STATOR (ENS.)	1	
		.BRUSH 1	1	
		.BALAI 1	1	
		.BRUSH 2	1	
		.BALAI 2	1	
		.CIRCUIT BREAKER COMP.	1	
		.RUPTEUR COMPLET	1	
		.PLATE, BRUSH HOLDER	1	
		.PLAQUE	1	
		.WIRE SUB ASSY	1	
		.AUXILIAIRE CABLE (ENS.)	1	
		.SPRING, BRUSH	2	
		.RESSORT, BALAI	2	
		.SCREW, PAN HEAD	3	
		.VIS, TETE TRONCONIQUE	2	
		.SCREW, PAN HEAD	2	
		.VIS, TETE TRONCONIQUE	1	
		.FRAME, END	1	
		.BATI	1	
		.METAL	1	
		.METAL	1	
		.OIL SEAL	1	
		.JOINT SPY	1	
		.WASHER, PLATE	1	
		.RONDELLE, PLATE	1	
		.O-RING	1	
		.JOINT TORIQUE	1	



62YJA-5171

FIG. 16 CONTROL

COMMANDE

REF. NO.	PART NO. NO. PIECES	DESCRIPTION DESCRIPTION	Q'TY QTE	REMARKS REMARQUES
1	62Y-44121-00	LEVER, SHIFT ROD LEVIER, TIGE D'INVERSION	1	
2	62Y-44117-00-4D	BRACKET SUPPORT	1	
3	97095-06020	BOLT BOULON	1	
4	92990-06600	WASHER, PLATE RONDELLE, PLATE	1	
5	97095-06025	BOLT BOULON	1	
6	92990-06600	WASHER, PLATE RONDELLE, PLATE	1	
7	62Y-44120-00	HANDLE GEAR SHIFT ASSY LEVIER D'EMBRAYAGE	1	
8	62Y-42715-00	BUSHING COUSSINET	1	
9	90501-12M00	SPRING, COMPRESSION RESSORT, COMPRESSION	1	
10	93505-16024	BALL BILLE ROULEMENT	1	
11	90386-07M58	BUSH DOUILLE	1	
12	92990-08200	WASHER, PLAIN RONDELLE, PLATE	1	
13	90468-07M06	CLIP JONC	1	
14	90468-18008	CLIP JONC	2	
15	688-44122-00	BUSHING, SHIFT ROD LEVER DOUILLE, LEVIER D'EMBRAYAGE	1	
16	90202-07M07	WASHER, PLATE RONDELLE, PLATE	1	
17	6F5-41237-00	JOINT, LINK RACCORD	1	
18	62Y-41241-00	ROD, LINK BIELLE	1	UR
	62Y-41241-10	ROD, LINK BIELLE	1	UR F45A
19	6H1-41237-00	JOINT, LINK RACCORD	1	UR
	6H4-41237-00	JOINT, LINK RACCORD	1	UR F45A
20	95380-05700	NUT ECROU	1	
21	62Y-42154-00	LEVER, THROTTLE CONTROL LEVIER DE COMMANDE D'AVANCE	1	
22	62Y-42171-00	BUSHING COUSSINET	1	
23	91490-16010	PIN, COTTER GOUPILLE	1	
24	62Y-44135-00	SPRING RESSORT	1	
25	90387-06M45	COLLAR COLLERETTE	1	
26	95895-06030	BOLT, FLANGE BOULON	1	

E3

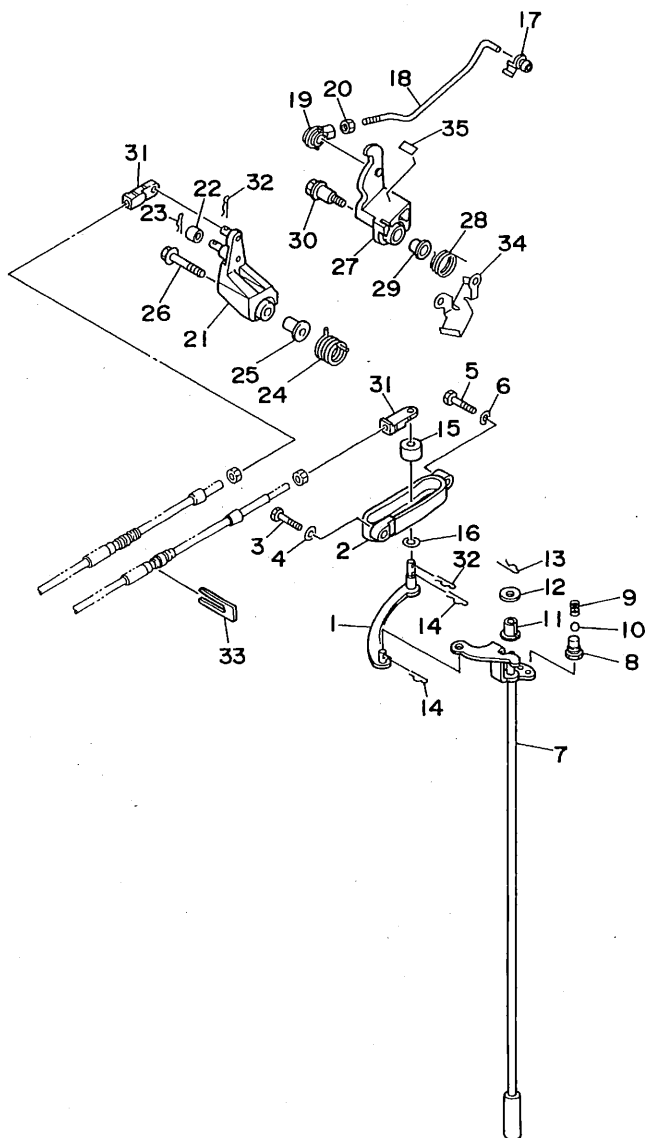


FIG. 16 CONTROL

COMMANDE

REF. NO.	PART NO. NO. PIECES	DESCRIPTION DESCRIPTION	Q'TY QTE	REMARKS REMARQUES
27	62Y-42335-00	LEVER, ACCEL. CONTROL	1	UR
	62Y-42335-10	LEVIER, ACCELERATION	1	UR F45A
28	62Y-44116-01	SPRING	1	
29	90386-10009	RESSORT	1	
30	90109-06M30	BUSH	1	
31	6G8-26363-00	DOUILLE	1	
32	90468-18008	BOLT	1	
33	6H3-48538-00	BOULON	2	
34	62Y-42159-00	END, CABLE	2	
35	6E5-42137-10	EMBOUT DE CABLE	2	
		CLIP	2	
		JONC	1	
		CLAMP, CABLE 1	1	
		COLLIER	1	
		STAY	1	
		SUPPORT	1	
		INDICATOR, THROTTLE	1	FOR JAPAN
		INDICATEUR, ACCELERATION		



62YJA-5171

E4

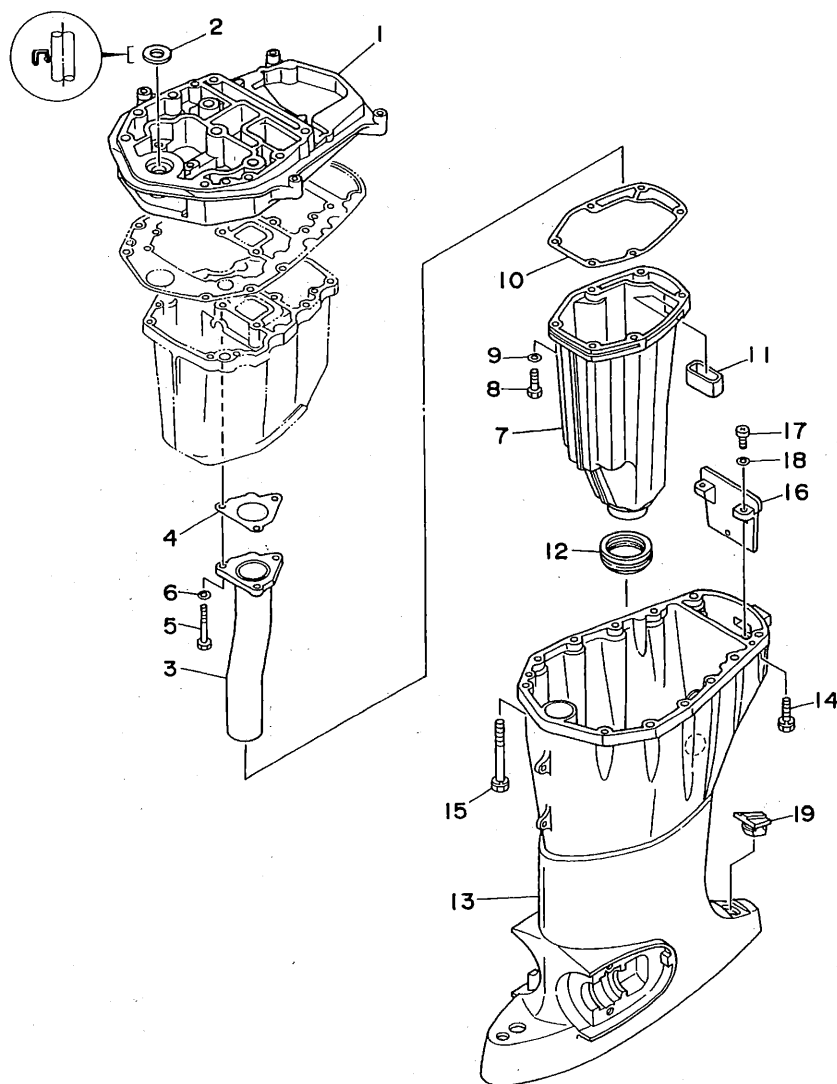


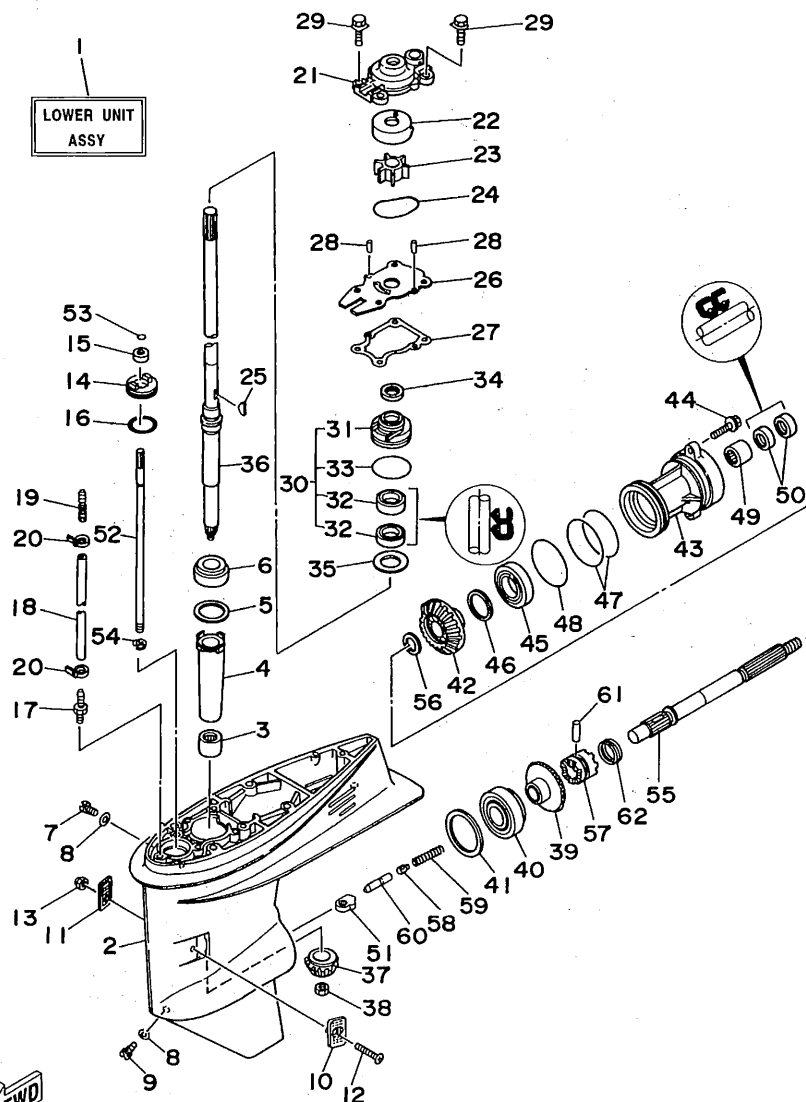
FIG. 17 UPPER CASING

FOURREAU

REF. NO.	PART NO. NO. PIECES	DESCRIPTION DESCRIPTION	Q'TY QTE	REMARKS REMARQUES
1	62Y-41137-01-94	GUIDE, EXHAUST COLLECTEUR D'ECHAPPEMENT	1	
2	93104-16M01	OIL SEAL JOINT SPY	1	
3	62Y-41131-00	MANIFOLD, EXT. 1 PIPE D'ECHAPPEMENT	1	
4	62Y-41133-00	GASKET, EXHAUST MANIFOLD 1 JOINT, PIPE D'ECHAPPEMENT	1	
5	97095-06045	BOLT BOULON	3	
6	92990-06600	WASHER, PLATE RONDELLE, PLATE	3	
7	62Y-14711-00-5B	MUFFLER 1 POT D'ECHAPPEMENT 1	1	
8	97095-06025	BOLT BOULON	6	
9	92990-06600	WASHER, PLATE RONDELLE, PLATE	6	
10	62Y-41134-00	GASKET, EXHAUST MANIFOLD JOINT, PIPE D'ECHAPPEMENT	1	
11	62Y-45127-00	SEAL JOINT	1	
12	663-45123-00	GASKET, MUFFLER JOINT, POT DE DETENTE	1	
13	62Y-45111-02-4D	CASING, UPPER FOURREAU	1	
14	90119-08M79	BOLT, WITH WASHER BOULON, AVEC RONDELLE	4	
15	90119-08M82	BOLT, WITH WASHER BOULON, AVEC RONDELLE	8	
16	62Y-45151-00	COVER, UPPER CASING CAPUCHON, FOURREAU	1	
17	98580-05016	SCREW, PAN HEAD VIS	2	
18	92990-05600	WASHER, PLATE RONDELLE, PLATE	2	
19	6H3-45155-00	CAP CAPUCHON	1	



62YJA-5180

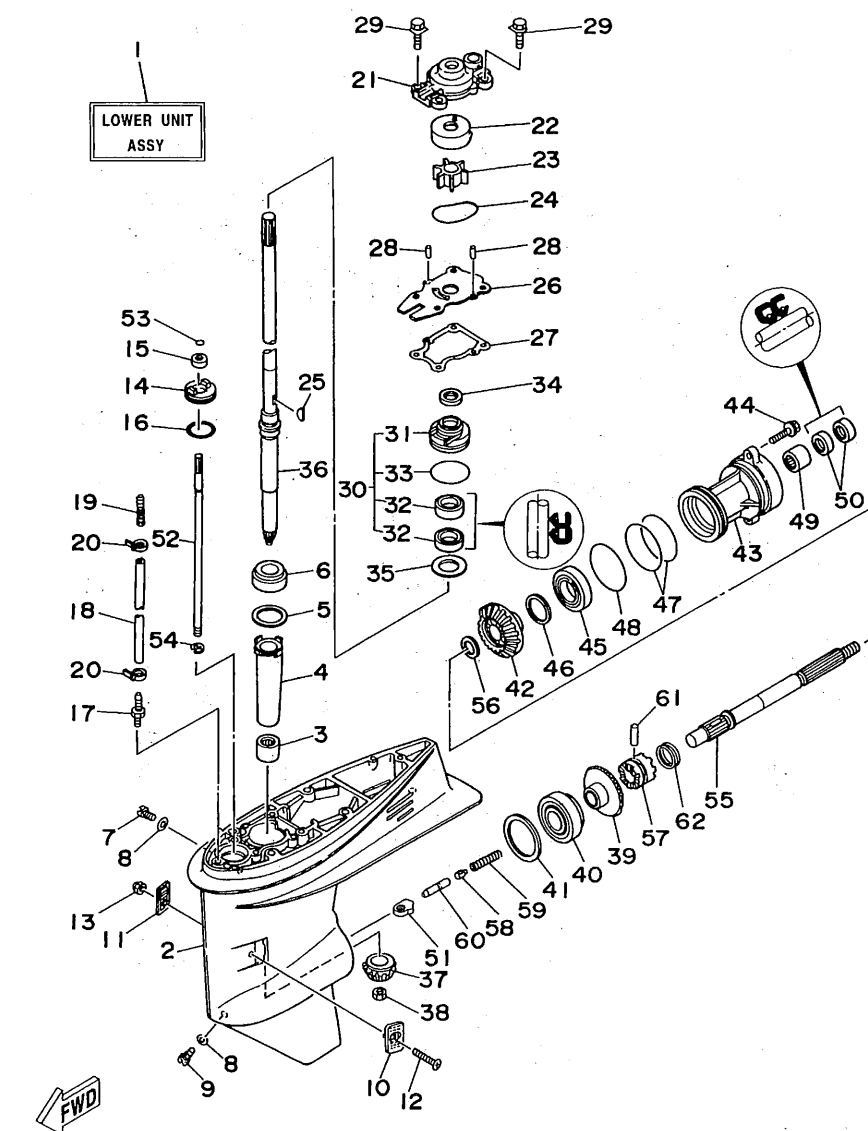


63CJA-5193

FIG. 18 LOWER CASING. DRIVE 1 (F50A/F45A)
FIG. 18 BOITIER D'HELICE, TRANSMISSION 1 (F50A/F45A)

REF. NO.	PART NO. NO. PIECES	DESCRIPTION DESCRIPTION	Q'TY QTE	REMARKS REMARQUES
1	62Y-45300-10-40	LOWER UNIT ASSY UNITE INFERIEURE (ENS.)	1	(REF.NO. 2 ~ 62)
2	63D-45301-01-40	CASING, LOWER BEQUILLE	1	
3	93315-32224	BEARING, CYLINDRICAL ROULEMENT	1	
4	6H4-45536-00	SLEEVE, DRIVE SHAFT MANCHON, ARBRE MOTEUR	1	
5	663-45587-01-10	SHIM (T:0.10MM) CALE (T:0.10MM)	1	UR
	663-45587-01-12	SHIM (T:0.12MM) CALE (T:0.12MM)	1	UR
	663-45587-01-15	SHIM (T:0.15MM) CALE (T:0.15MM)	1	UR
	663-45587-01-18	SHIM (T:0.18MM) CALE (T:0.18MM)	1	UR
	663-45587-01-30	SHIM (T:0.30MM) CALE (T:0.30MM)	1	UR
	663-45587-01-40	SHIM (T:0.40MM) CALE (T:0.40MM)	1	UR
	663-45587-01-50	SHIM (T:0.50MM) CALE (T:0.50MM)	1	UR
6	93332-00001	BEARING ROULEMENT	1	
7	90340-08M04	PLUG, STRAIGHT SCREW PLOT, FILETE DROIT	1	
8	90430-08020	GASKET JOINT	2	
9	688-45341-00	PLUG, DRAIN BOUCHON DE VIDANGE	1	
10	63D-45214-00	COVER, WATER INLET GRILLE, ENTREE D'EAU	1	
11	63D-45215-00	COVER, WATER INLET GRILLE, ENTREE D'EAU	1	
12	90142-05M06	SCREW, COUNTERSUNK VIS, TETE NOYEE	1	
13	95380-05600	NUT ECROU	1	
14	63D-45321-00	PLATE PLAQUETTE	1	
15	93106-09014	OIL SEAL JOINT SPY	1	
16	93210-33MG4	O-RING JOINT TORIQUE	1	
17	6E5-45378-00	NIPPLE, HOSE RACCORD, TUYAU	1	
18	90445-07M31	HOSE DURITE	1	
19	6E5-83558-10	END, NIPPLE RACCORD DE NIPPLE	1	
20	90465-11M10	CLAMP BRIDE	2	
21	63D-44311-00	HOUSING, WATER PUMP CORPS, POMPE A EAU	1	
22	63D-44322-00	INSERT, CARTRIDGE CUVETTE	1	

E6

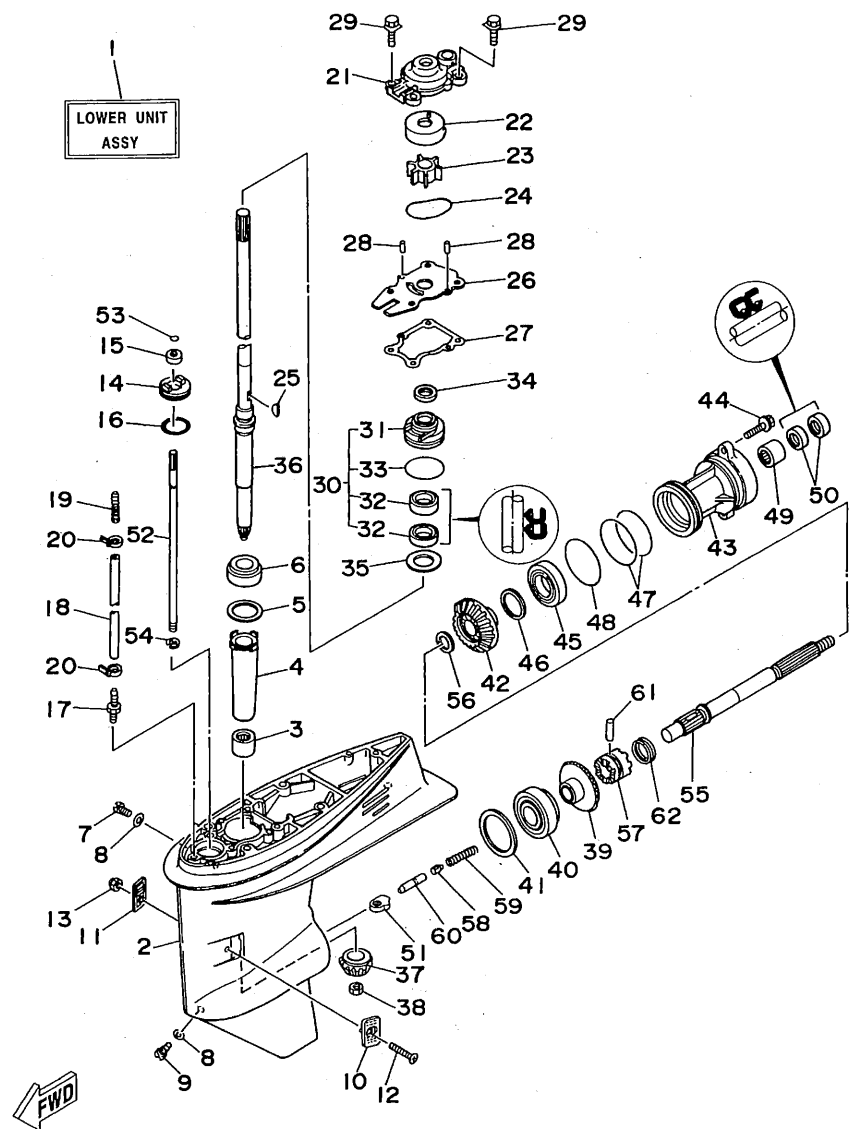


63CJA-5193

FIG. 18 LOWER CASING. DRIVE 1 (F50A/F45A)
FIG. 18 BOITIER D'HELICE, TRANSMISSION 1 (F50A/F45A)

REF. NO.	PART NO. NO. PIECES	DESCRIPTION DESCRIPTION	Q'TY QTE	REMARKS REMARQUES
23	6H3-44352-00	IMPELLER	1	
24	93210-59MG7	TURBINE	1	
25	90280-03024	O-RING	1	
26	63D-44323-00	JOINT TORIQUE	1	
27	63D-44316-00	KEY, WOODRUFF	1	
28	93604-08062	CLAVETTE, DEMI-LUNE	1	
29	90119-08M15	OUTER PLATE, CARTRIDGE	1	
30	63D-W4434-00	PLAQUE EXTERIEURE	1	
31	63D-44341-00	GASKET, WATER PUMP	1	
32	93101-25M57	JOINT, POMPE A EAU	1	
33	93210-48MG8	PIN, DOWEL	2	
34	63D-45344-00	CLAVETTE	1	
35	90201-27M00	BOLT, WITH WASHER	4	
36	62Y-45501-10	BOULON, AVEC RONDELLE	4	
37	6H4-45551-01	WATER PUMP HOUSING ASSY	1	
38	90170-12138	CORPS ENS., POMPE A EAU	1	
39	6H4-45560-01	HOUSING, WATER PUMP	1	
40	93332-00003	CORPS, POMPE A EAU	1	
41	663-45567-01-10	OIL SEAL	2	
42	6H4-45571-01	JOINT SPY	1	
43	63D-45361-01-4D	O-RING	1	
44	90105-08M61	JOINT TORIQUE	1	
45	663-45567-01-12	COVER, OIL SEAL	1	
46	663-45567-01-15	FLASQUE, JOINT D'HUILE	1	
47	663-45567-01-18	WASHER, PLATE	1	
48	663-45567-01-30	RONDELLE, PLATE	1	
49	663-45567-01-40	DRIVE SHAFT COMP.	1	
50	663-45567-01-50	ARBRE MOTEUR COMP.	1	
51	663-45567-01-10	PINION	1	
52	663-45567-01-12	PIGNON D'ATTAQUE	1	
53	663-45567-01-15	NUT	1	
54	663-45567-01-18	ECROU	1	
55	663-45567-01-30	GEAR	1	
56	663-45567-01-40	PIGNON	1	
57	663-45567-01-50	BEARING	1	
58	663-45567-01-10	ROULEMENT	1	
59	663-45567-01-12	SHIM (T:0.10MM)	1	UR
60	663-45567-01-15	CALE (T:0.10MM)	1	UR
61	663-45567-01-18	SHIM (T:0.12MM)	1	UR
62	663-45567-01-30	CALE (T:0.12MM)	1	UR
	663-45567-01-40	SHIM (T:0.15MM)	1	UR
	663-45567-01-50	CALE (T:0.15MM)	1	UR
	663-45567-01-10	SHIM (T:0.18MM)	1	UR
	663-45567-01-12	CALE (T:0.18MM)	1	UR
	663-45567-01-15	SHIM (T:0.30MM)	1	UR
	663-45567-01-18	CALE (T:0.30MM)	1	UR
	663-45567-01-30	SHIM (T:0.40MM)	1	UR
	663-45567-01-40	CALE (T:0.40MM)	1	UR
	663-45567-01-50	SHIM (T:0.50MM)	1	UR
	663-45567-01-10	CALE (T:0.50MM)	1	UR
62	6H4-45571-01	GEAR	1	
63	6H4-45571-01	PIGNON	1	
64	63D-45361-01-4D	CAP, LOWER CASING	1	
65	90105-08M61	COUVERCLE, BOITIER D'HELICE	1	
66	90105-08M61	BOLT, WASHER BASED	2	
67	90105-08M61	BOULON, AVEC RONDELLE	2	

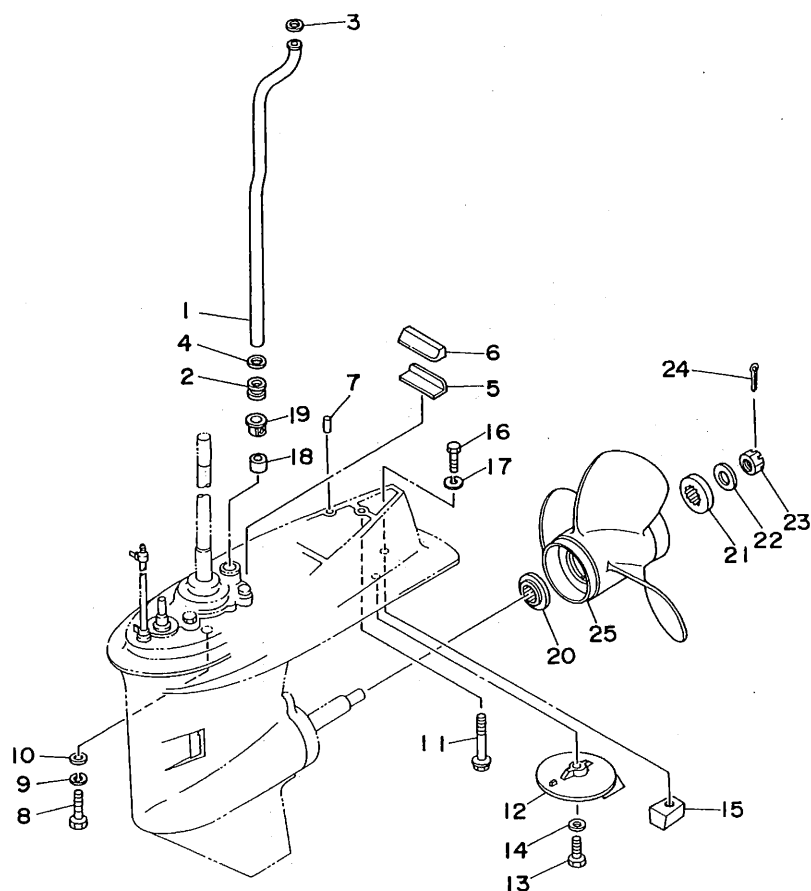
E7



63CJA-5193

FIG. 18 LOWER CASING, DRIVE 1 (F50A/F45A)
FIG. 18 BOITIER D'HELICE, TRANSMISSION 1 (F50A/F45A)

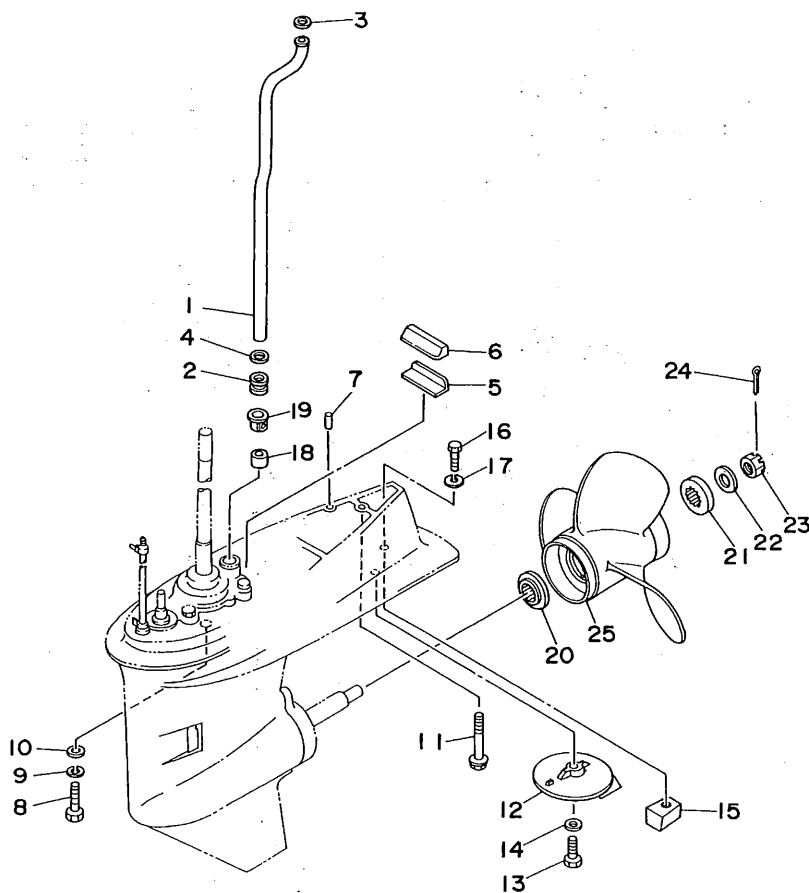
REF. NO.	PART NO. NO. PIECES	DESCRIPTION DESCRIPTION	Q'TY QTE	REMARKS REMARQUES
45	93306-001U1	BEARING ROULEMENT	1	
46	63D-45577-00-10	SHIM (T:0.10MM) CALE (T:0.10MM)	1	UR
	63D-45577-00-12	SHIM (T:0.12MM) CALE (T:0.12MM)	1	UR
	63D-45577-00-15	SHIM (T:0.15MM) CALE (T:0.15MM)	1	UR
	63D-45577-00-18	SHIM (T:0.18MM) CALE (T:0.18MM)	1	UR
	63D-45577-00-30	SHIM (T:0.30MM) CALE (T:0.30MM)	1	UR
	63D-45577-00-40	SHIM (T:0.40MM) CALE (T:0.40MM)	1	UR
	63D-45577-00-50	SHIM (T:0.50MM) CALE (T:0.50MM)	1	UR
47	93210-74MG5	O-RING JOINT TORIQUE	2	
48	93210-69MG6	O-RING JOINT TORIQUE	1	
49	93317-22204	BEARING, CYLINDRICAL PIECE	1	
50	93101-22067	OIL SEAL JOINT SPY	2	
51	663-44151-00	CAM, SHIFT CAME, INVERSION	1	
52	63D-44144-00	ROD, SHIFT TIGE D'EMBRAYAGE	1	
53	93210-07540	O-RING JOINT TORIQUE	1	
54	99001-08600	CIRCLIP CIRCLIP	1	
55	63D-45611-00	SHAFT, PROPELLER ARBRE, HELICE	1	
56	90201-22429	WASHER, PLATE RONDELLE, PLATE	1	
57	63D-45631-00	CLUTCH, DOG CRABOT	1	
58	663-45634-00	SLIDE, SHIFT CONTRE-POUSOIR	1	
59	90501-16M01	SPRING, COMPRESSION RESSORT, COMPRESSION	1	
60	63D-45635-00	PLUNGER, SHIFT POUSSOIR D'EMBRAYAGE	1	
61	90250-06023	PIN, STRAIGHT GOUILLE, DROITE	1	
62	663-45633-00	RING, CROSS PIN JONC, GOUILLE CRABOT	1	



FWD
62YUS-5200

FIG. 19 LOWER CASING. DRIVE 2 (F50A/F45A)
FIG. 19 BOITIER D'HELICE, TRANSMISSION 2 (F50A/F45A)

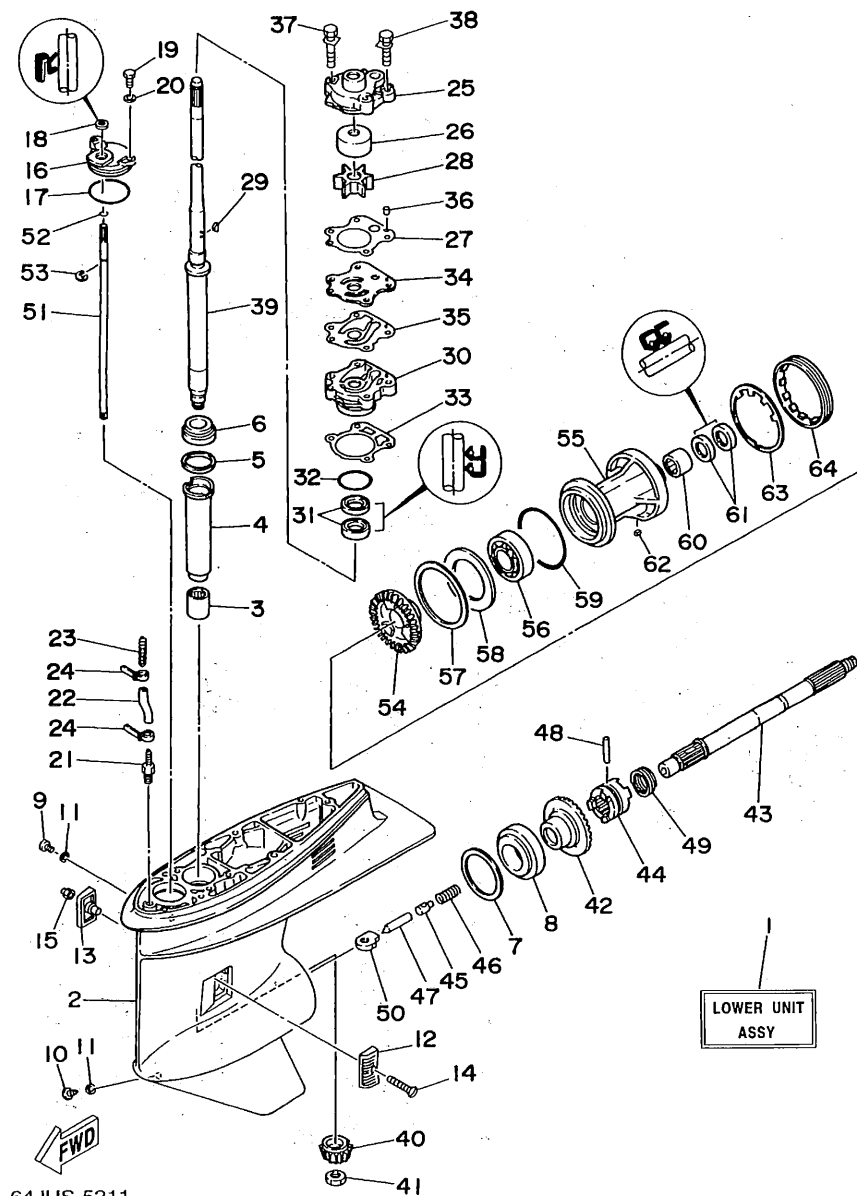
REF. NO.	PART NO. NO. PIECES	DESCRIPTION DESCRIPTION	Q'TY QTE	REMARKS REMARQUES
1	62Y-44361-00	TUBE, WATER TUBE D'EAU	1	
2	663-44367-00	DAMPER, WATER SEAL JOINT TUBE D'EAU	1	
3	90202-12060	WASHER, PLATE RONDELLE, PLATE	1	
4	90430-12072	GASKET JOINT	1	
5	663-45376-00-94	GUIDE, SEAL DAMPER BUTEE, JOINT CAOUTCHOUC	1	
6	63D-45375-00	DAMPER, SEAL BOURRELET, CAOUTCHOUC	1	
7	93606-12019	PIN, DOWEL GOUPILLE	2	
8	97075-10040	BOLT BOULON	4	
9	92990-10100	WASHER, SPRING RONDELLE, GROWER	4	
10	92990-10600	WASHER, PLATE RONDELLE, PLATE	4	
11	90119-08M84	BOLT, WITH WASHER BOULON, AVEC RONDELLE	1	
12	664-45371-01	TAB-TRIM ANODE DERIVE	1	
13	97095-08025	BOLT BOULON	1	
14	92995-08100	WASHER RONDELLE	1	
15	63D-45251-10	ANODE ANODE	1	
16	97095-08020	BOLT BOULON	1	
17	92995-08100	WASHER RONDELLE	1	
18	663-44366-00	DAMPER, WATER SEAL JOINT, TUBE D'EAU	1	
19	63D-44312-00	COVER, WATER PUMP HOUSING COUVERCLE	1	
20	663-45987-02	SPACER ENTRETOISE	1	
21	670-45997-02	SPACER ENTRETOISE	1	
22	92990-16200	WASHER, PLAIN RONDELLE, PLATE	1	
23	90171-16011	NUT, CASTLE ECROU, CRENELE	1	
24	91490-30030	PIN, COTTER GOUPILLE	1	
25	663-45945-02-EL	PROPELLER (3X11-1/8"X13"-G) HELICE (3X11-1/8"X13"-G)	1 UR	
	663-45941-01-EL	PROPELLER (3X10-3/4"X17"-G) HELICE (3X10-3/4"X17"-G)	1 UR	
	663-45947-02-EL	PROPELLER (3X11-5/8"X11"-G) HELICE (3X11-5/8"X11"-G)	1 UR	
	663-45949-01-EL	PROPELLER (3X10-3/4"X16"-G) HELICE (3X10-3/4"X16"-G)	1 UR	



FWD
62YUS-5200

FIG. 19 LOWER CASING. DRIVE 2 (F50A/F45A)
FIG. 19 BOITIER D'HELICE, TRANSMISSION 2 (F50A/F45A)

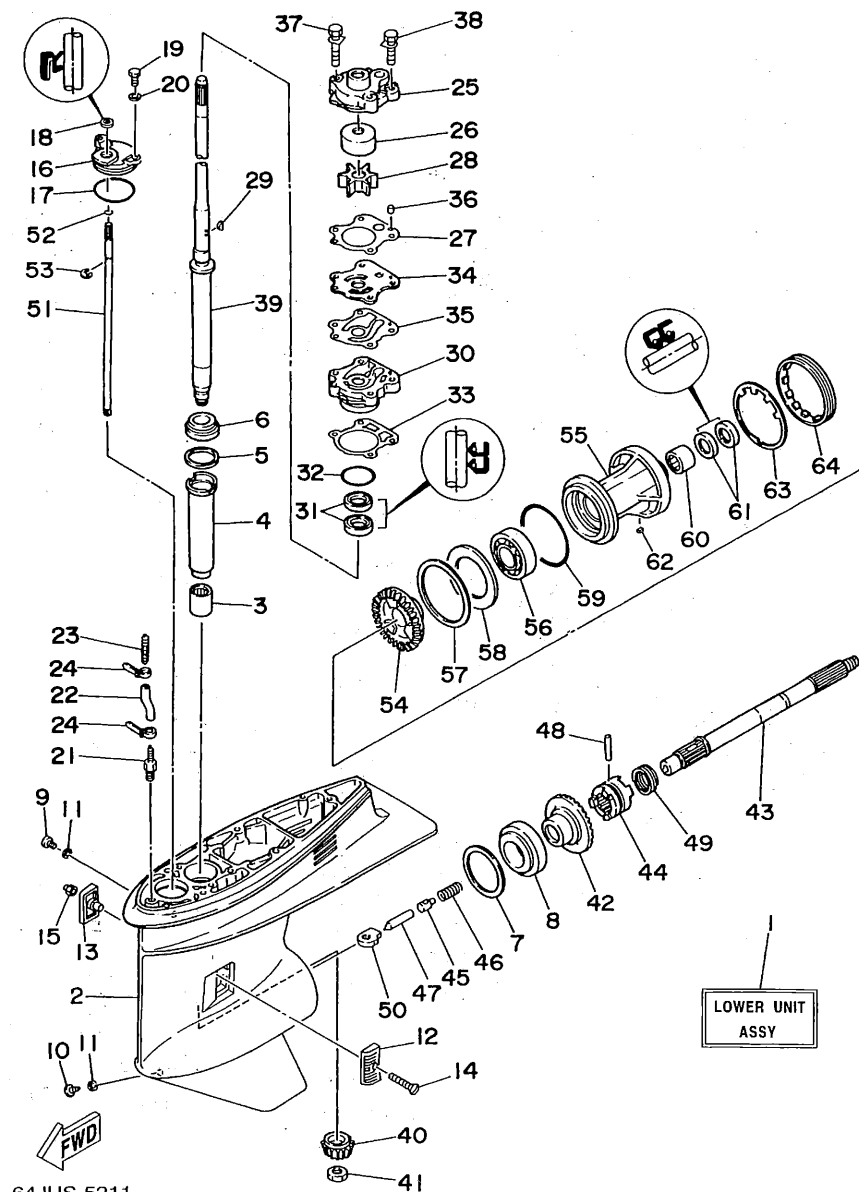
REF. NO.	PART NO. NO. PIECES	DESCRIPTION DESCRIPTION	Q'TY QTE	REMARKS REMARQUES
25	663-45952-02-EL	PROPELLER (3X11-3/8"X12"-G) HELICE (3X11-3/8"X12"-G)	1 UR	
	663-45956-01-EL	PROPELLER (3X12-1/4"X9"-G) HELICE (3X12-1/4"X9"-G)	1 UR	
	663-45958-01-EL	PROPELLER (3X11-1/4"X14"-G) HELICE (3X11-1/4"X14"-G)	1 UR	
	6H5-45952-00-EL	PROPELLER (3X10-5/8"X12"-G) HELICE (3X10-5/8"X12"-G)	1 UR	
	6H5-45945-00-EL	PROPELLER (3X10-3/8"X13"-G) HELICE (3X10-3/8"X13"-G)	1 UR	
	6H5-45958-00-EL	PROPELLER (3X10-1/4"X14"-G) HELICE (3X10-1/4"X14"-G)	1 UR	
	6H5-45943-00-EL	PROPELLER (3X10"X15"-G) HELICE (3X10"X15"-G)	1 UR	
		STAINLESS STEEL PROPELLER ACIER INOXYDABLE HELICE		
	663-45970-60-98	PROPELLER (3X11-3/4"X12"-G) HELICE (3X11-3/4"X12"-G)	1 UR	
	663-45972-60-98	PROPELLER (3X12"X11"-G) HELICE (3X12"X11"-G)	1 UR	
	663-45974-60-98	PROPELLER (3X11-1/2"X13"-G) HELICE (3X11-1/2"X13"-G)	1 UR	
	697-45970-00-98	PROPELLER (3X11-1/4"X14"-G) HELICE (3X11-1/4"X14"-G)	1 UR	
	663-45976-00-98	PROPELLER (3X10-1/4"X15"-G) HELICE (3X10-1/4"X15"-G)	1 UR	
	663-45978-00-98	PROPELLER (3X10-1/4"X16"-G) HELICE (3X10-1/4"X16"-G)	1 UR	
	663-45930-00-98	PROPELLER (3X10-1/4"X14"-G) HELICE (3X10-1/4"X14"-G)	1 UR	
	663-45974-02-98	PROPELLER (3X10-5/8"X13"-G) HELICE (3X10-5/8"X13"-G)	1 UR	



64JUS-5211

FIG. 20 LOWER CASING, DRIVE 3 (F50B)
FIG. 20 BOITIER D'HELICE, TRANSMISSION 3 (F50B)

REF. NO.	PART NO. NO. PIECES	DESCRIPTION DESCRIPTION	Q'TY QTE	REMARKS REMARQUES
1	64J-45300-11-4D	LOWER UNIT ASSY UNITE INFERIEURE (ENS.) (REF.NO. 2 ~ 64)	1	
2	6H1-45301-13-4D	CASING, LOWER BEQUILLE	1	
3	93315-325V1	BEARING, CYLINDRICAL ROULEMENT	1	
4	688-45536-01	SLEEVE, DRIVE SHAFT MANCHON, ARBRE MOTEUR	1	
5	688-45587-01-10	SHIM (T:0.10MM) CALE (T:0.10MM)	1 UR	
	688-45587-01-12	SHIM (T:0.12MM) CALE (T:0.12MM)	1 UR	
	688-45587-01-15	SHIM (T:0.15MM) CALE (T:0.15MM)	1 UR	
	688-45587-01-18	SHIM (T:0.18MM) CALE (T:0.18MM)	1 UR	
	688-45587-01-30	SHIM (T:0.30MM) CALE (T:0.30MM)	1 UR	
	688-45587-01-40	SHIM (T:0.40MM) CALE (T:0.40MM)	1 UR	
	688-45587-01-50	SHIM (T:0.50MM) CALE (T:0.50MM)	1 UR	
6	93332-000U3	BEARING ROULEMENT	1	
7	688-45567-01-10	SHIM (T:0.10MM) CALE (T:0.10MM)	1 UR	
	688-45567-01-12	SHIM (T:0.12MM) CALE (T:0.12MM)	1 UR	
	688-45567-01-15	SHIM (T:0.15MM) CALE (T:0.15MM)	1 UR	
	688-45567-01-18	SHIM (T:0.18MM) CALE (T:0.18MM)	1 UR	
	688-45567-01-30	SHIM (T:0.30MM) CALE (T:0.30MM)	1 UR	
	688-45567-01-40	SHIM (T:0.40MM) CALE (T:0.40MM)	1 UR	
	688-45567-01-50	SHIM (T:0.50MM) CALE (T:0.50MM)	1 UR	
8	93332-000W7	BEARING ROULEMENT	1	
9	90340-08M04	PLUG, STRAIGHT SCREW PLOT, FILETE DROIT	1	
10	688-45341-00	PLUG, DRAIN BOUCHON DE VIDANGE	1	
11	90430-08020	GASKET JOINT	2	
12	6H1-45214-00	COVER, WATER INLET GRILLE, ENTREE D'EAU	1	
13	6H1-45215-00	COVER, WATER INLET GRILLE, ENTREE D'EAU	1	
14	90151-05M00	SCREW, COUNTERSUNK VIS, TETE NOYEE	1	
15	90185-05904	NUT, SELF-LOCKING ECROU, AUTO-BLOCANT	1	

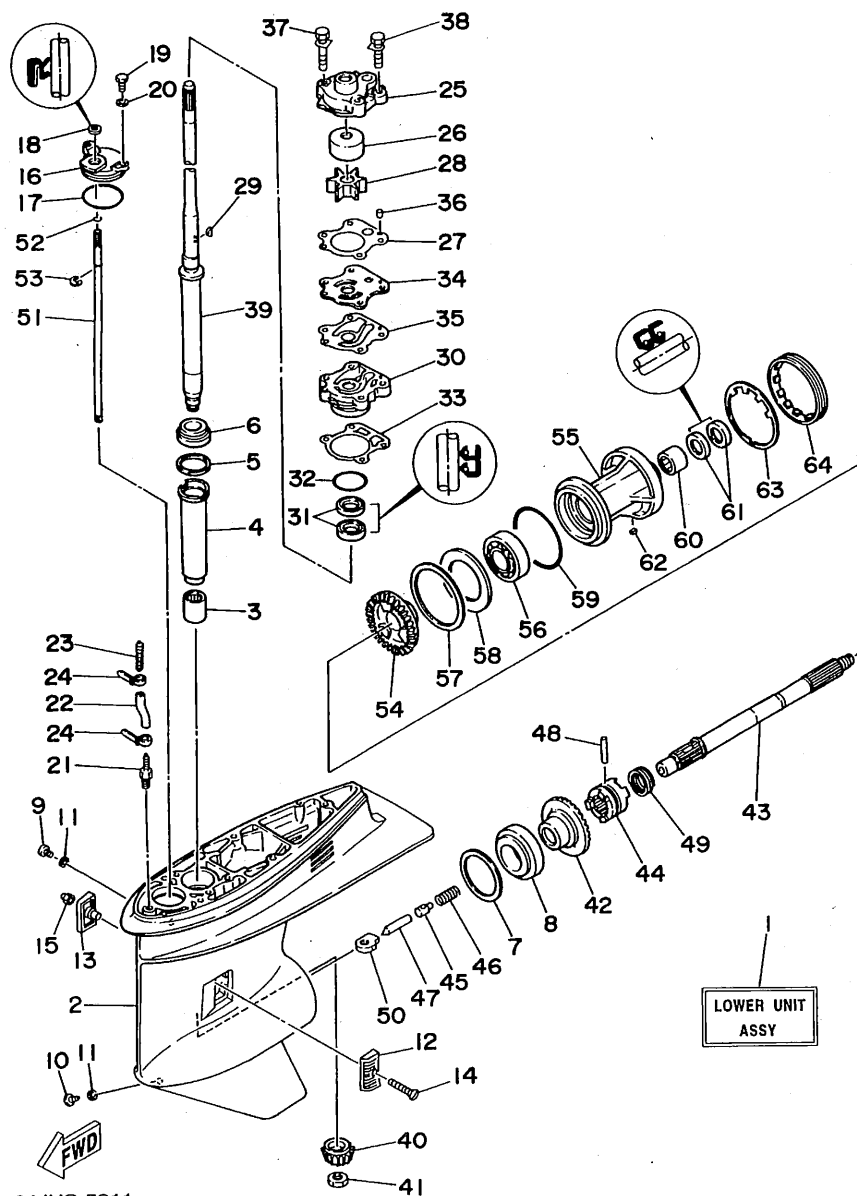


64JUS-5211

FIG. 20 LOWER CASING, DRIVE 3 (F50B)
FIG. 20 BOITIER D'HELICE, TRANSMISSION 3 (F50B)

REF. NO.	PART NO. NO. PIECES	DESCRIPTION DESCRIPTION	Q'TY QTE	REMARKS REMARQUES
16	688-45321-00	PLATE PLAQUETTE	1	
17	93210-49046	O-RING JOINT TORIQUE	1	
18	93106-09014	OIL SEAL JOINT SPY	1	
19	97095-06016	BOLT BOULON	2	
20	92990-06600	WASHER, PLATE RONDELLE, PLATE	2	
21	6E5-45378-00	NIPPLE, HOSE RACCORD, TUYAU	1	
22	90445-07M31	HOSE DURITE	1	
23	6E5-83558-10	END, NIPPLE RACCORD DE NIPPLE	1	
24	90465-11M10	CLAMP BRIDE	2	
25	6H3-44311-00	HOUSING, WATER PUMP CORPS, POMPE A EAU	1	
26	663-44322-00	INSERT, CARTRIDGE CUVETTE	1	
27	6H3-44315-A0	GASKET, WATER PUMP JOINT, POMPE A EAU	1	
28	6H3-44352-00	IMPELLER TURBINE	1	
29	90280-03M03	KEY, WOODRUFF CLAVETTE, DEMI-LUNE	1	
30	6H3-44341-00-94	HOUSING, WATER PUMP CORPS, POMPE A EAU	1	
31	93101-23070	OIL SEAL JOINT SPY	2	
32	93210-46044	O-RING JOINT TORIQUE	1	
33	688-44316-A0	GASKET, WATER PUMP JOINT, POMPE A EAU	1	
34	6H3-44323-00	OUTER PLATE, CARTRIDGE PLAQUE EXTERIEURE	1	
35	6H3-44324-A0	GASKET, CARTRIDGE JOINT	1	
36	93604-10M03	PIN, DOWEL CLAVETTE	2	
37	90119-08M33	BOLT, WITH WASHER BOULON, AVEC RONDELLE	2	
38	90119-08M14	BOLT, WITH WASHER BOULON, AVEC RONDELLE	2	
39	64J-45501-10	DRIVE SHAFT COMP. ARBRE MOTEUR COMP.	1	
40	6K5-45551-00	PINION (12T) PIGNON D'ATTAQUE (12D)	1	
41	90170-16M01	NUT ECROU	1	
42	6K5-45560-00	GEAR (28T) PIGNON (28D)	1	
43	688-45611-01	SHAFT, PROPELLER ARBRE, HELICE	1	

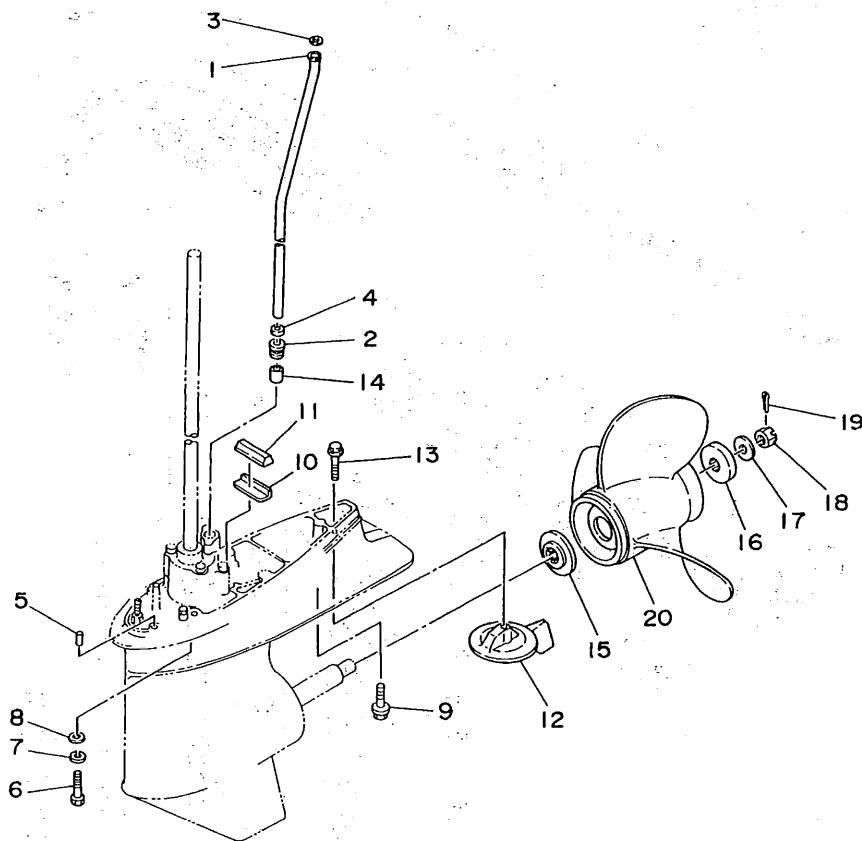
F5



64JUS-5211

FIG. 20 LOWER CASING, DRIVE 3 (F50B)
FIG. 20 BOITIER D'HELICE, TRANSMISSION 3 (F50B)

REF. NO.	PART NO. NO. PIECES	DESCRIPTION DESCRIPTION	Q'TY QTE	REMARKS REMARQUES
44	688-45631-01	CLUTCH, DOG CRABOT	1	
45	688-45634-00	SLIDE, SHIFT CONTRE-POUSOIR	1	
46	90501-16233	SPRING, COMPRESSION RESSORT, COMPRESSION	1	
47	688-45635-00	PLUNGER, SHIFT POUSOIR D'EMBRAYAGE	1	
48	90250-07M02	PIN, STRAIGHT GOUPILLE, DROITE	1	
49	688-45633-00	RING, CROSS PIN JONC, GOUPILLE CRABOT	1	
50	663-44151-00	CAM, SHIFT CAME, INVERSION	1	
51	6K5-44144-00	ROD, SHIFT TIGE D'EMBRAYAGE	1	
52	93210-07540	O-RING JOINT TORIQUE	1	
53	99001-08600	CIRCLIP CIRCLIP	1	
54	6K5-45571-00	GEAR (28T) PIGNON (28D)	1	
55	688-45331-00-94	HOUSING, BEARING FLASQUE, ROULEMENT	1	
56	93306-207U0	BEARING ROULEMENT	1	
57	688-45577-01-10	SHIM (T:0.10MM)	1	UR
	688-45577-01-12	CALE (T:0.10MM)	1	UR
	688-45577-01-15	SHIM (T:0.12MM)	1	UR
	688-45577-01-18	CALE (T:0.12MM)	1	UR
	688-45577-01-30	SHIM (T:0.15MM)	1	UR
	688-45577-01-40	CALE (T:0.15MM)	1	UR
	688-45577-01-50	SHIM (T:0.18MM)	1	UR
	688-45577-01-50	CALE (T:0.18MM)	1	UR
	688-45577-01-50	SHIM (T:0.30MM)	1	UR
	688-45577-01-50	CALE (T:0.30MM)	1	UR
	688-45577-01-50	SHIM (T:0.40MM)	1	UR
	688-45577-01-50	CALE (T:0.40MM)	1	UR
	688-45577-01-50	SHIM (T:0.50MM)	1	UR
	688-45577-01-50	CALE (T:0.50MM)	1	UR
58	688-45576-00	WASHER, THRUST RONDELLE DE CALAGE	1	
59	93210-85M97	O-RING JOINT TORIQUE	1	
60	93317-325U0	BEARING, CYLINDRICAL PIECE	1	
61	93101-25M03	OIL SEAL JOINT SPY	2	
62	90282-04010	KEY, STRAIGHT CLAVETTE, DROITE	1	
63	688-45383-02	WASHER, CLAW FREIN D'ECROU	1	
64	688-45384-00	NUT ECROU	1	



64JUS-5220

FIG. 21 LOWER CASING. DRIVE 4 (F50B)
FIG. 21 BOITIER D'HELICE, TRANSMISSION 4 (F50B)

REF. NO.	PART NO. NO. PIECES	DESCRIPTION DESCRIPTION	Q'TY QTE	REMARKS REMARQUES
1	62Y-44361-00	TUBE, WATER TUBE D'EAU	1	
2	663-44367-00	DAMPER, WATER SEAL JOINT TUBE D'EAU	1	
3	90202-12060	WASHER, PLATE RONDELLE, PLATE	1	
4	90430-12072	GASKET JOINT	1	
5	93606-12019	PIN, DOWEL GOUPILLE	2	
6	97075-10040	BOLT BOULON	4	
7	92990-10100	WASHER, SPRING RONDELLE, GROWER	4	
8	92990-10600	WASHER, PLATE RONDELLE, PLATE	4	
9	90119-08M84	BOLT, WITH WASHER BOULON, AVEC RONDELLE	1	
10	663-45376-00-94	GUIDE, SEAL DAMPER BUTEE, JOINT CAOUTCHOUC	1	
11	688-45375-00	DAMPER, SEAL BOURRELET, CAOUTCHOUC	1	
12	688-45371-02	TAB-TRIM ANODE DERIVE	1	
13	90105-10M67	BOLT, WASHER BASED BOULON, AVEC RONDELLE	1	
14	663-44366-00	DAMPER, WATER SEAL JOINT, TUBE D'EAU	1	
15	688-45987-01	SPACER ENTRETOISE	1	
16	688-45997-01	SPACER ENTRETOISE	1	
17	90201-17M00	WASHER, PLATE RONDELLE, PLATE	1	
18	90171-16011	NUT, CASTLE ECROU, CRENELE	1	
19	91490-40030	PIN, COTTER GOUPILLE	1	
20	6E5-45941-00-EL	PROPELLER (3X13"X19"-K) HELICE (3X13"X19"-K)	1 UR	
	6E5-45943-00-EL	PROPELLER (3X12-5/8"X21"-K) HELICE (3X12-5/8"X21"-K)	1 UR	
	6E5-45945-01-EL	PROPELLER (3X13-1/4"X17"-K) HELICE (3X13-1/4"X17"-K)	1 UR	
	6E5-45947-00-EL	PROPELLER (3X13-1/2"X15"-K) HELICE (3X13-1/2"X15"-K)	1 UR	
	6E5-45949-00-EL	PROPELLER (3X13-5/8"X13"-K) HELICE (3X13-5/8"X13"-K)	1 UR	
	6E5-45952-00-EL	PROPELLER (3X13"X23"-K) HELICE (3X13"X23"-K)	1 UR	
	6E5-45954-00-EL	PROPELLER (3X14"X11"-K) HELICE (3X14"X11"-K)	1 UR	
	6E5-45956-00-EL	PROPELLER (3X13"X25"-K) HELICE (3X13"X25"-K)	1 UR	

F7

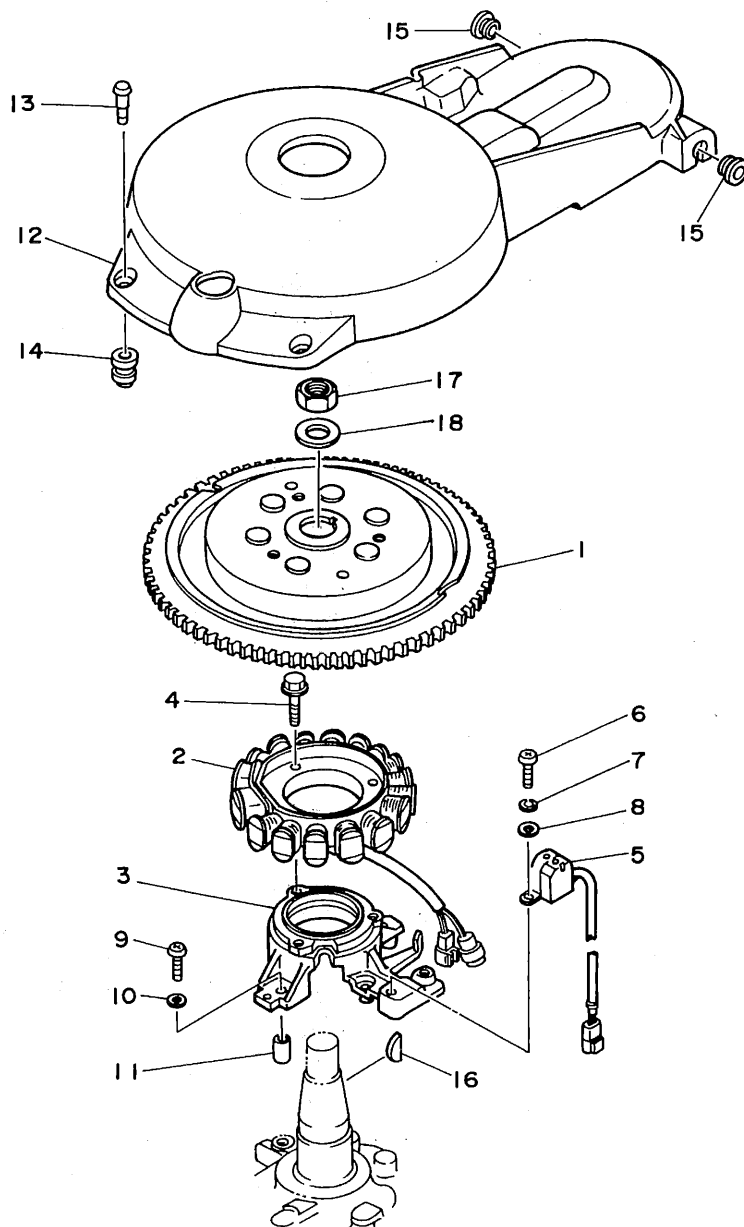


FIG. 22 GENERATOR

GENERATRICE

REF. NO.	PART NO. NO. PIECES	DESCRIPTION DESCRIPTION	Q'TY QTE	REMARKS REMARQUES
1	62Y-85550-01	ROTOR ASSY	1	
2	62Y-85510-01	ROTOR CPLT		
3	62Y-85561-00-94	STATOR ASSY	1	
4	95024-06025	STATOR CPLT		
5	62Y-85580-00	BASE, MAGNETO	1	
6	98580-05012	BASE, MAGNETO		
7	92990-05100	BOLT	3	
8	92990-05600	BOULON, A COLLERETTE		
9	98580-06025	COIL, PULSER	1	
10	92990-06600	BOBINE, PULSEUR		
11	99530-08012	SCREW, PAN HEAD	2	
12	62Y-81337-00	VIS		
13	6K7-81338-01	WASHER, SPRING	2	
14	663-82317-01	RONDELLE, GROWER		
15	90480-12072	WASHER, PLATE	2	
16	6H4-11545-00	RONDELLE, PLATE		
17	90170-20137	PIN, DOWEL	2	
18	90201-21M18	GOUJON, D'ASSEMBLAGE		
		COVER, FLYWHEEL	1	
		COUVERCLE, VOLANT		
		CLAMP, LEAD	2	
		COLLIER, FIL		
		DAMPER, IGNITION COIL	2	
		AMORTISSEUR, BOBINE D'ALLUM		
		GROMMET	2	
		PASSE-FIL		
		KEY, WOODRUFF	1	
		CLAVETTE, DEMI-LUNE		
		NUT	1	
		ECROU		
		WASHER, PLATE	1	
		RONDELLE, PLATE		



62YJA-5210

A6

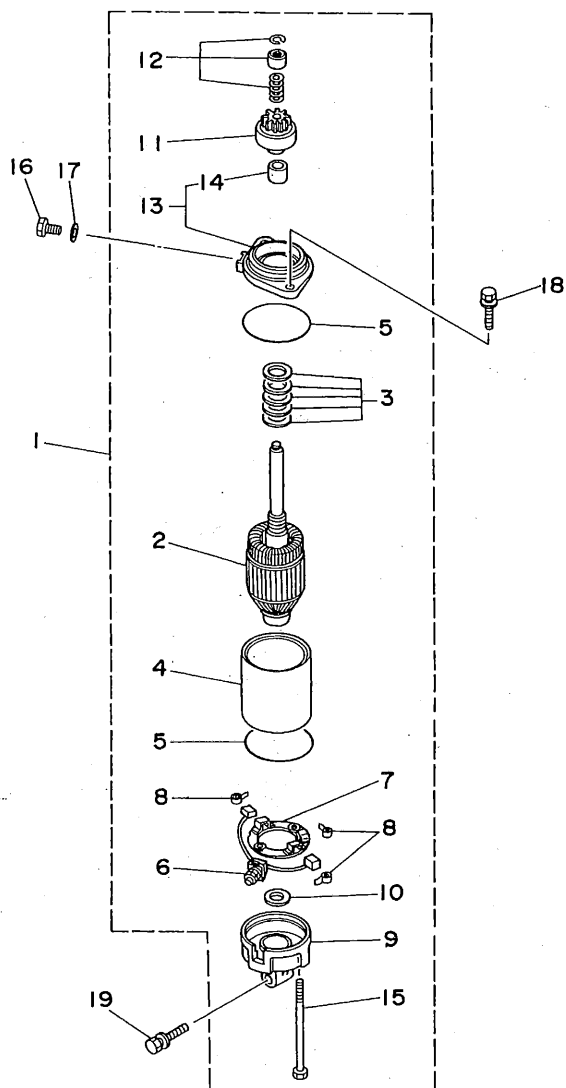


FIG 23 STARTING MOTOR

DEMARREUR ELECTRIQUE

REF. NO.	PART NO. NO. PIECES	DESCRIPTION DESCRIPTION	Q'TY QTE	REMARKS REMARQUES
1	6E5-81800-12	STARTING MOTOR ASSY DEMARREUR ELECTRIQUE COMPLET	1	
2	6E5-81850-11	.ARMATURE ASSY .INDUIT	1	
3	6E5-81809-10	.WASHER KIT .JEU DE RONDELLES	1	
4	6E5-81810-10	.STATOR ASSY .STATOR COMPLET	1	
5	6E5-81847-10	.O-RING .JOINT TORIQUE	2	
6	6E5-81801-10	.BRUSH SET .CHARBON	1	
7	6E5-81840-10	.BRUSH HOLDER ASSY .SUPPORT DE CHARBON	1	
8	6E5-81813-10	.SPRING, BRUSH .RESSORT, DE CHARBON	3	
9	6E5-81820-11	.REAR BRACKET ASSY .SUPPORT ARRIERE COMPLET	1	
10	6E5-81824-00	.WASHER 2 .RONDELLE 2	1	
11	6E5-81807-11	.GEAR ASSY, STARTING MOTOR .PIGNON, DEMARREUR ELECTRIQUE	1	
12	61H-81857-00	.RETAINER .ARRETOIR	1	
13	6E5-81830-10	.FRONT BRACKET ASSY .SUPPORT AVANT	1	
14	688-81831-00	.METAL, FRONT .METAL, AVANT	1	
15	6E5-81826-10	.BOLT .BOULON	2	
16	97095-08016	BOLT BOULON	1	
17	92995-08600	WASHER RONDELLE	1	
18	90119-08M76	BOLT, WITH WASHER BOULON, AVEC RONDELLE	2	
19	90119-08M77	BOLT, WITH WASHER BOULON, AVEC RONDELLE	1	

62YJA-5220

A7



B1

PARTIE ELECTRIQUE 1

REF. NO.	PART NO. NO. PIECES	DESCRIPTION	Q'TY QTE	REMARKS REMARQUES
1	62Y-85570-00	IGNITION COIL ASSY BOBINE D'ALLUMAGE (ENS.)	2	
2	90465-06M28	CLAMP BRIDE	1	
3	90464-07M41	CLAMP BRIDE	1	
4	90480-25161	GROMMET PASSE-FIL	4	
5	97095-06030	BOLT BOULON	4	
6	92995-06100	WASHER, SPRING RONDELLE, GROWER	4	
7	92990-06600	WASHER, PLATE RONDELLE, PLATE	4	
8	6G8-82370-20	PLUG CAP ASSY ANTIPARASITE	4	
9	62Y-81822-00-94	BRACKET, STARTING MOTOR SUPPORT, DEMARREUR ELECTRIQUE	1	
10	97095-08035	BOLT BOULON	3	
11	92995-08600	WASHER RONDELLE	3	
12	62Y-82504-00	OIL PRESSURE SWITCH ASSY CONTACTEUR DE PRESSION D'HUILE	1	
13	62Y-82560-01	THERMO SWITCH ASSY THERMO-CONTACT COMPLET	1	
14	6E9-82588-00	PLATE PLAQUE	1	
15	97095-06012	BOLT BOULON	1	
16	92990-06600	WASHER, PLATE RONDELLE, PLATE	1	
17	62Y-85599-00	COVER COUVERCLE	1	
18	90159-06M08	SCREW, WITH WASHER VIS, AVEC RONDELLE	3	
19	90116-08M14	BOLT, STUD GOUJON	1	
20	95380-08600	NUT ECROU	1	
21	92990-08100	WASHER, SPRING RONDELLE, GROWER	1	

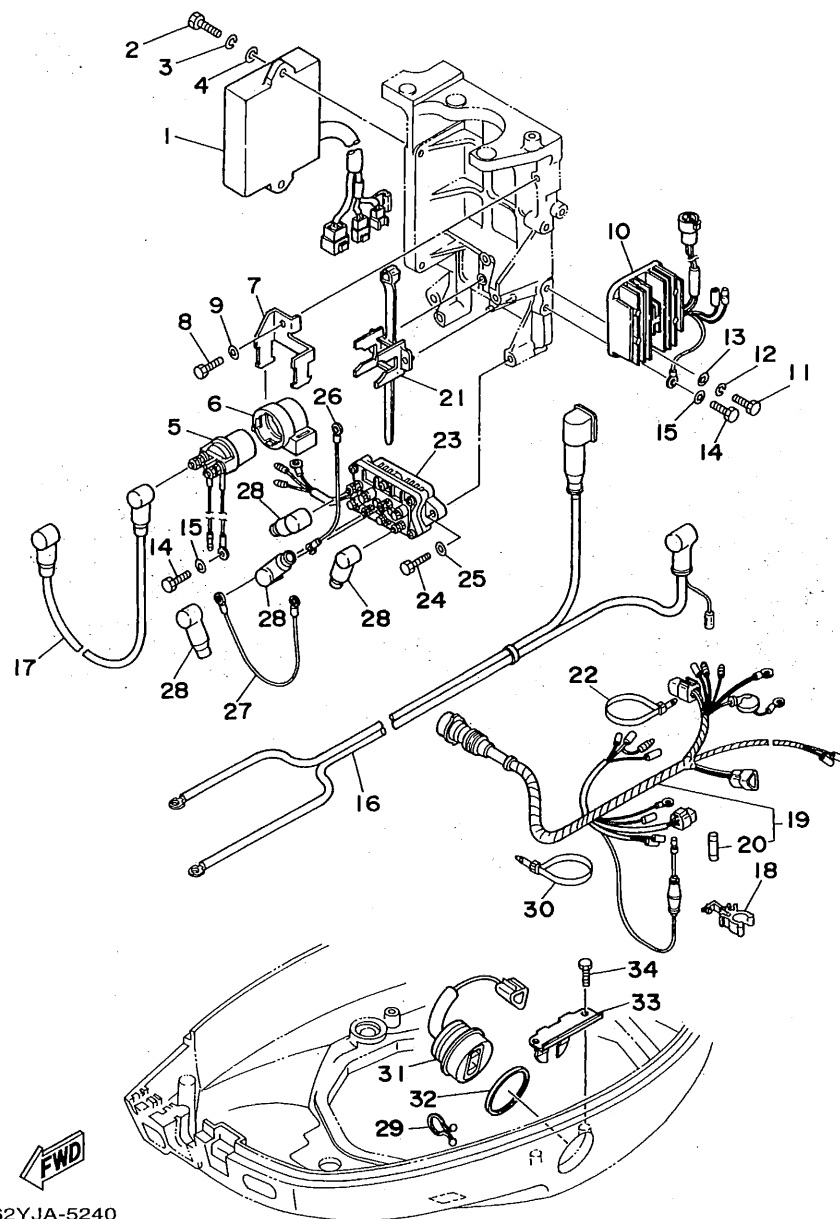
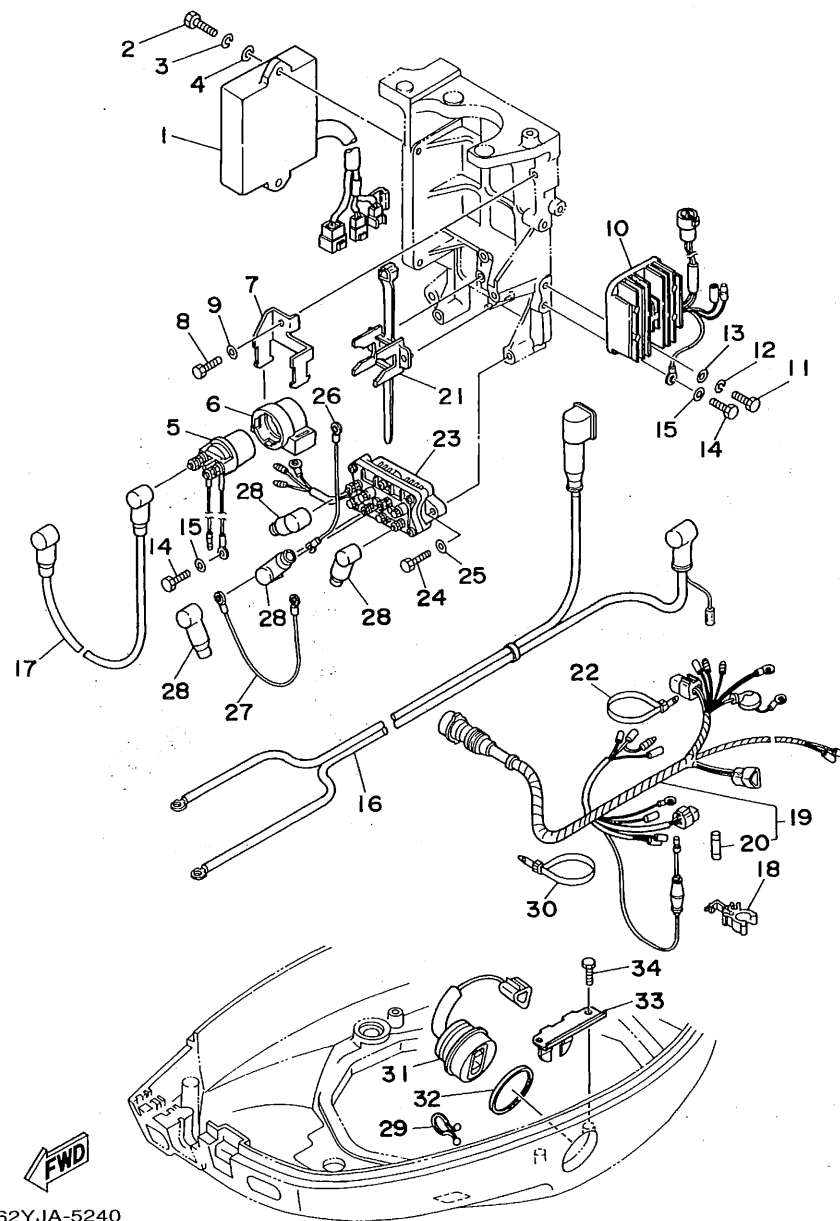


FIG. 25 ELECTRICAL 2

PARTIE ELECTRIQUE 2

REF. NO.	PART NO. NO. PIECES	DESCRIPTION DESCRIPTION	Q'TY QTE	REMARKS REMARQUES
1	62Y-85540-01	C.D.I. UNIT ASSY	1	UR
	62Y-85540-10	BLOC C.D.I.	1	UR F45A
2	97095-06020	BOLT	2	
3	92995-06100	BOULON	2	
4	92990-06600	WASHER, SPRING	2	
5	6G1-81941-10	RONDELLE, GROWER	2	
6	6G1-81952-00	WASHER, PLATE	2	
7	6L2-81945-00	RONDELLE, PLATE	1	
8	97095-06014	STARTER RELAY ASSY	1	
9	92990-06600	LANCEUR RELAIS (ENS.)	1	
10	62Y-81960-10	HOLDER, RELAY	1	
11	97095-06025	SUPPORT, RELAIS	1	
12	92995-06100	PLATE, SWITCH FITTING	1	
13	92990-06600	PLAQUE, FIXATION DU RELAIS	1	
14	97095-06012	BOLT	1	
15	92990-06600	BOULON	1	
16	62Y-82105-00	WASHER, PLATE	1	
17	6E5-82117-00	RONDELLE, PLATE	1	
18	6G5-82152-00	RECTIFIER & REGULATOR ASSY	1	
19	62Y-82590-00	REDRESSEUR REGULATEUR CPLT	1	
20	682-82151-00	BOLT	2	
21	688-82594-00	BOULON	2	
22	437-83936-11	WASHER, SPRING	1	
23	6H1-81950-00	RONDELLE, GROWER	1	
24	97095-06025	WASHER, PLATE	1	
25	92990-06600	RONDELLE, PLATE	1	
26	6H2-81949-01	BOLT	4	
27		BOULON	4	
28		WASHER, PLATE	4	
29		RONDELLE, PLATE	4	
30		WIRE HARNESS	1	
31		FAISCEAU DE FILS	1	
32		WIRE, LEAD	1	
33		FIL	1	
34		HOLDER, FUSE	1	
		SUPPORT, FUSIBLE	1	
		WIRE HARNESS ASSY	1	UR
		FAISCEAU DE FILS COMPLET	1	UR PTT
		WIRE HARNESS ASSY	1	UR PTT
		FAISCEAU DE FILS COMPLET	1	UR PTT
		.FUSE (20A)	1	
		.FUSIBLE (20A)	1	
		CLAMP	1	
		BRIDE	1	
		BAND, SWITCH CORD	1	
		COLLIER, CORDON DE COMMUTEUR	1	
		RELAY ASSY	1	PTT
		RELAIS COMPLET	1	PTT
		BOLT	2	PTT
		BOULON	2	PTT
		WASHER, PLATE	2	PTT
		RONDELLE, PLATE	2	PTT
		WIRE, LEAD	1	PTT
		FIL	1	PTT



62YJA-5240

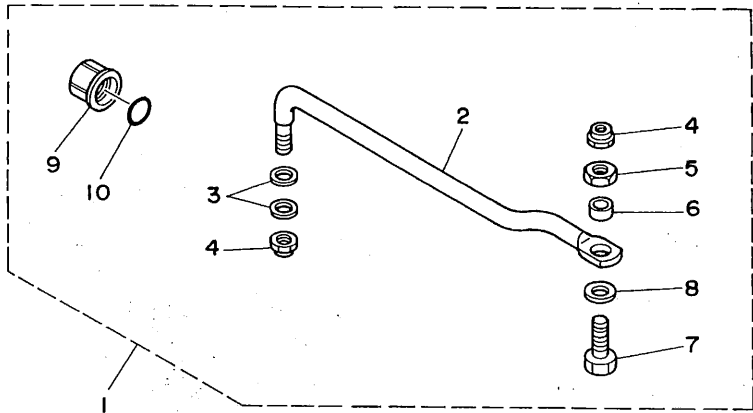
FIG. 25 ELECTRICAL 2

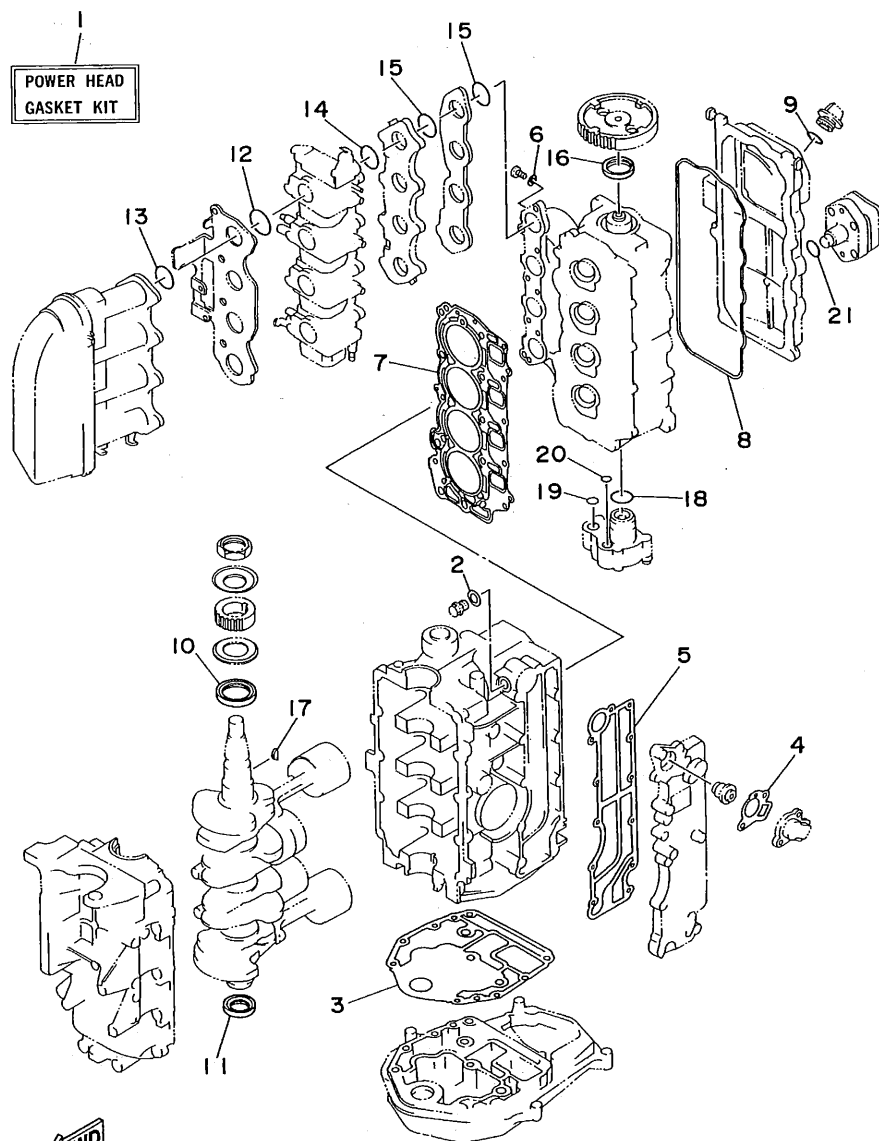
PARTIE ELECTRIQUE 2

REF. NO.	PART NO. NO. PIECES	DESCRIPTION DESCRIPTION	Q'TY QTE	REMARKS REMARQUES
27	61A-81949-00	WIRE, LEAD FIL	1 PTT	
28	682-82119-01	COVER, LEAD WIRE GARNITURE, FIL	4 PTT	
29	90464-16039	CLAMP BRIDE	1	
30	437-83936-11	BAND, SWITCH CORD COLLIER, CORDON DE COMMUTATEUR	1	
31	63D-82563-10	TRIM & TILT SWITCH ASSY INCLINER ET PARER COMMUTATEUR	1 PTT	
32	6E5-82587-00	GASKET JOINT	1 PTT	
33	62Y-83614-00	BRACKET SUPPORT	1 PTT	
34	97095-06012	BOLT BOULON	2 PTT	

FIG. 26 ALTERNATE 1 (STEERING GUIDE ATTACHMENT)
FIG. 26 OPTIONNELLES 1 (FIXATIONS DE DIRECTION)

REF. NO.	PART NO. NO. PIECES	DESCRIPTION DESCRIPTION	Q'TY QTE	REMARKS REMARQUES
1	63D-61350-00	STEERING GUIDE ATTACHMENT KIT FIXATIONS DE DIRECTION	1	
2	63D-61351-00	.ROD, STEERING LINK .RENOI DE DIRECTION	1	
3	90201-10M20	.WASHER, PLATE .RONDELLE, PLATE	2	
4	90185-09M01	.NUT, SELF-LOCKING .ECROU, AUTO-BLOCANT	2	
5	90170-09M03	.NUT .ECROU	1	
6	90387-10M42	.COLLAR .COLLERETTE	1	
7	90101-09M01	.BOLT .BOULON	1	
8	90201-10M63	.WASHER, PLATE .RONDELLE, PLATE	1	
9	6E5-43145-00	.CAP, CLAMP BRACKET .CAPUCHON, PRESSE	1	
10	93210-16275	.O-RING .JOINT TORIQUE	1	





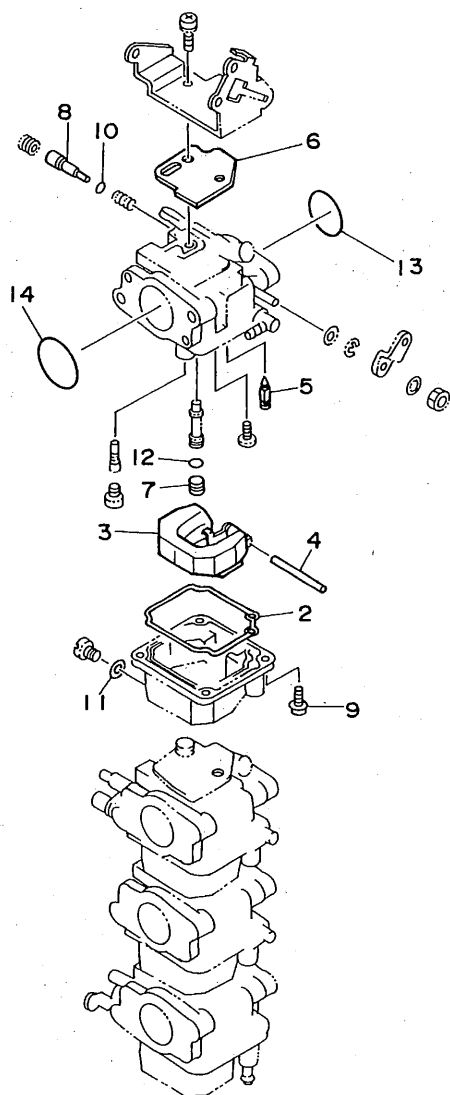
62YJA-5270

FIG. 27 REPAIR KIT 1

KITS DE REPARATION 1

REF. NO.	PART NO. NO. PIECES	DESCRIPTION DESCRIPTION	Q'TY QTE	REMARKS REMARQUES
1	62Y-W0001-01	POWER HEAD GASKET KIT POCHETTE DE JOINTS TETE MOTRICE	1	
2	90430-14115	.GASKET .JOINT	1	
3	62Y-11351-00	.GASKET, CYLINDER .JOINT, D'EMBASE	1	
4	62Y-12414-00	.GASKET, COVER .JOINT, COUVERCLE	1	
5	62Y-41114-00	.GASKET, EXHAUST OUTER COVER .JOINT, COUVERCLE D'ECHAPPEMEN	1	
6	90430-06014	.GASKET .JOINT	1	
7	62Y-11181-00	.GASKET, CYLINDER HEAD 1 .JOINT, DE CULASSE 1	1	
8	62Y-11356-00	.SEAL, CYLINDER 2 .JOINT, SPY CYLINDRE	1	
9	93210-25070	.O-RING .JOINT TORIQUE	1	
10	93102-43M42	.OIL SEAL .JOINT SPY	1	
11	93102-35M47	.OIL SEAL .JOINT SPY	1	
12	93210-35M86	.O-RING .JOINT TORIQUE	4	
13	93210-38MH3	.O-RING .JOINT TORIQUE	4	
14	93210-30MH4	.O-RING .JOINT TORIQUE	4	
15	93210-35M86	.O-RING .JOINT TORIQUE	8	
16	93102-37M40	.OIL SEAL .JOINT SPY	1	
17	90280-04M06	.KEY, WOODRUFF .CLAVETTE, DEMI-LUNE	1	
18	93210-33MH2	.O-RING .JOINT TORIQUE	1	
19	93210-12MG9	.O-RING .JOINT TORIQUE	1	
20	93210-14515	.O-RING .JOINT TORIQUE	1	
21	93210-25070	.O-RING .JOINT TORIQUE	1	

1
CARBURETOR
REPAIR KIT

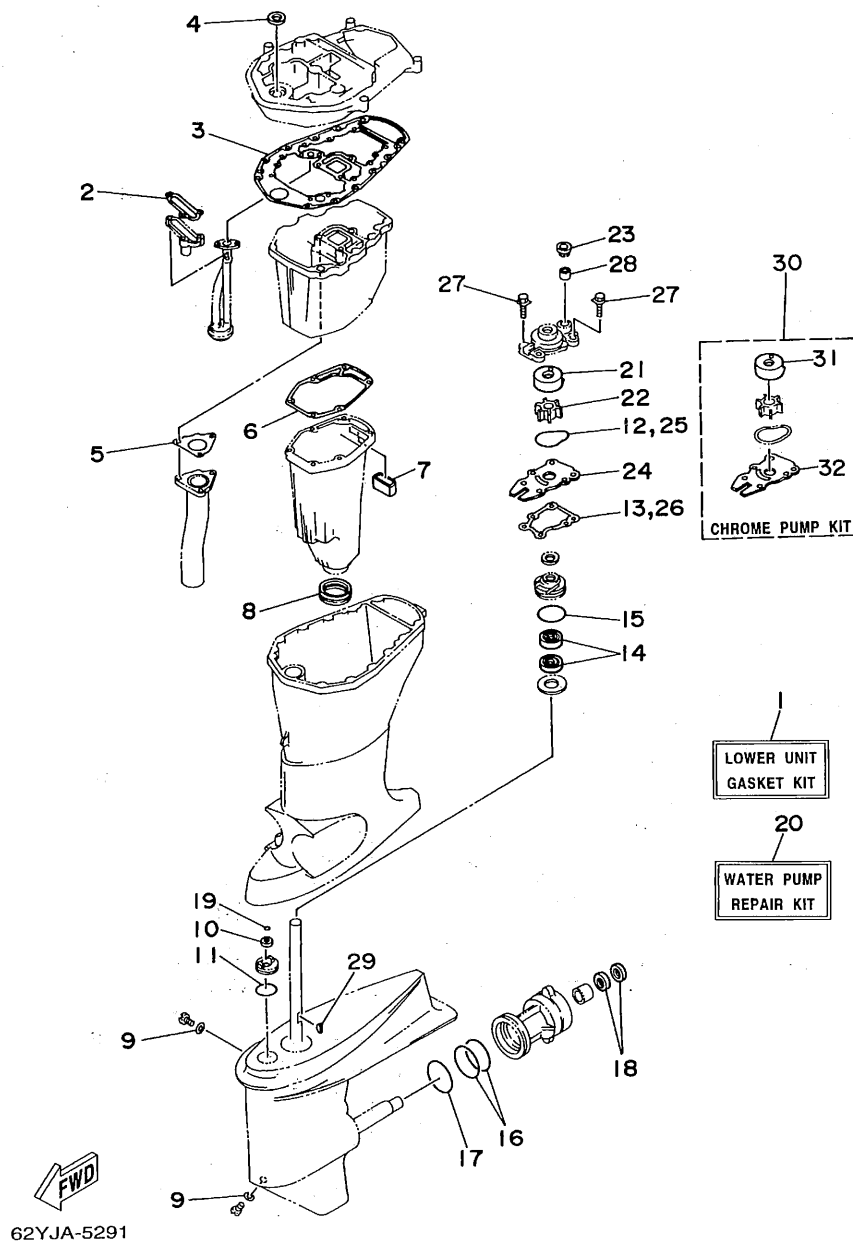


62YJA-5280

FIG. 28 REPAIR KIT 2

KITS DE REPARATION 2

REF. NO.	PART NO. NO. PIECES	DESCRIPTION DESCRIPTION	Q'TY QTE	REMARKS REMARQUES
1	62Y-W0093-00	CARBURETOR REPAIR KIT KIT DE REPARATION CARBURATEUR	1	
2	6L2-14384-00	.GASKET, FLOAT CHAMBER .JOINT, CUVE DE FLOTTEUR	1	
3	6L2-14385-00	.FLOAT .FLOTTEUR	1	
4	6E5-14386-01	.PIN, FLOAT .AXE, FLOTTEUR	1	
5	6L2-14392-00	.VALVE, NEEDLE .POINTEAU	1	
6	62Y-14399-00	.VALVE, BIMETAL .CLAPET, BILAME	1	
7	62Y-14355-00	.NOZZLE, MAIN 2 .PUITS D'AIGUILLE	1	
8	12V-14105-00	.PILOT SCREW SET .JEU DE VIS DE RICHESSE	1	
9	97980-04112	.SCREW, WITH WASHER .VIS, AVEC RONDELLE	4	
10	5H0-14397-00	.O-RING .JOINT TORIQUE	1	
11	62Y-14398-00	.GASKET .JOINT	1	
12	6F5-14397-00	.O-RING .JOINT TORIQUE	1	
13	93210-30MH4	.O-RING .JOINT TORIQUE	4	
14	93210-35M86	.O-RING .JOINT TORIQUE	4	



62YJA-5291

FIG. 29 REPAIR KIT 3 (F50A/F45A)

KITS DE REPARATION 3 (F50A/F45A)

REF. NO.	PART NO. NO. PIECES	DESCRIPTION DESCRIPTION	Q'TY QTE	REMARKS REMARQUES
1	62Y-W0001-20	LOWER UNIT GASKET KIT POCHETTE DE JOINTS EMBASE	1	
2	62Y-13475-00	.GASKET .JOINT	1	
3	62Y-15312-00	.GASKET, OIL PAN .JOINT DE VENTILATEUR D'HUILE	1	
4	93104-16M01	.OIL SEAL .JOINT SPY	1	
5	62Y-41133-00	.GASKET, EXHAUST MANIFOLD 1 .JOINT, PIPE D'ECHAPPEMENT	1	
6	62Y-41134-00	.GASKET, EXHAUST MANIFOLD .JOINT, PIPE D'ECHAPPEMENT	1	
7	62Y-45127-00	.SEAL .JOINT	1	
8	663-45123-00	.GASKET, MUFFLER .JOINT, POT DE DETENTE	1	
9	90430-08020	.GASKET .JOINT	2	
10	93106-09014	.OIL SEAL .JOINT SPY	1	
11	93210-33MG4	.O-RING .JOINT TORIQUE	1	
12	93210-59MG7	.O-RING .JOINT TORIQUE	1	
13	63D-44316-00	.GASKET, WATER PUMP .JOINT, POMPE A EAU	1	
14	93101-25M57	.OIL SEAL .JOINT SPY	2	
15	93210-48MG8	.O-RING .JOINT TORIQUE	1	
16	93210-74MG5	.O-RING .JOINT TORIQUE	2	
17	93210-69MG6	.O-RING .JOINT TORIQUE	1	
18	93101-22067	.OIL SEAL .JOINT SPY	2	
19	93210-07540	.O-RING .JOINT TORIQUE	1	
20	63D-W0078-01	WATER PUMP REPAIR KIT KIT DE REPARATION DE LA POMPE A EAU	1	
21	63D-44322-00	.INSERT, CARTRIDGE .CUVETTE	1	
22	6H3-44352-00	.IMPELLER .TURBINE	1	
23	63D-44312-00	.COVER, WATER PUMP HOUSING .COUVERCLE	1	
24	63D-44323-00	.OUTER PLATE, CARTRIDGE .PLAQUE EXTERIEURE	1	
25	93210-59MG7	.O-RING .JOINT TORIQUE	1	
26	63D-44316-00	.GASKET, WATER PUMP .JOINT, POMPE A EAU	1	
27	90119-08M15	.BOLT, WITH WASHER .BOULON, AVEC RONDELLE	4	
28	663-44366-00	.DAMPER, WATER SEAL .JOINT, TUBE D'EAU	1	

B7

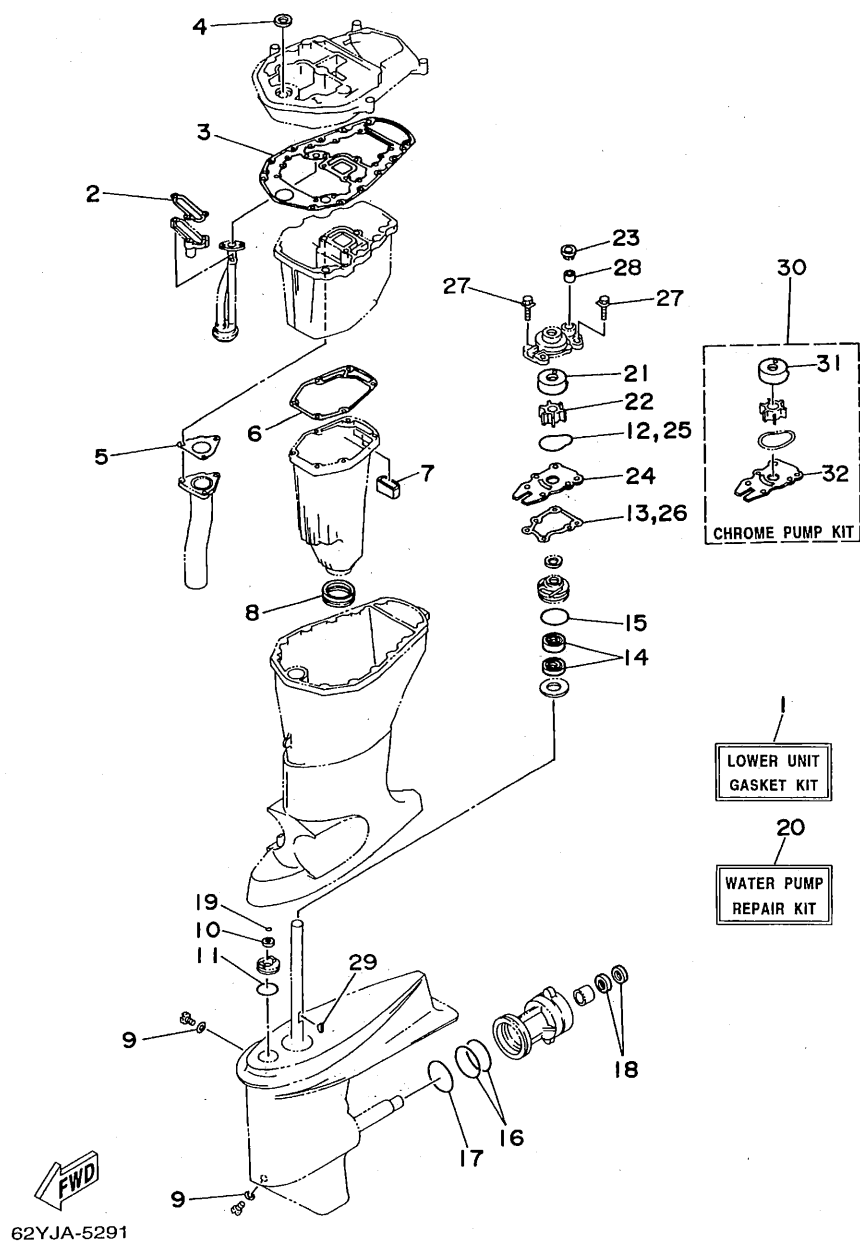
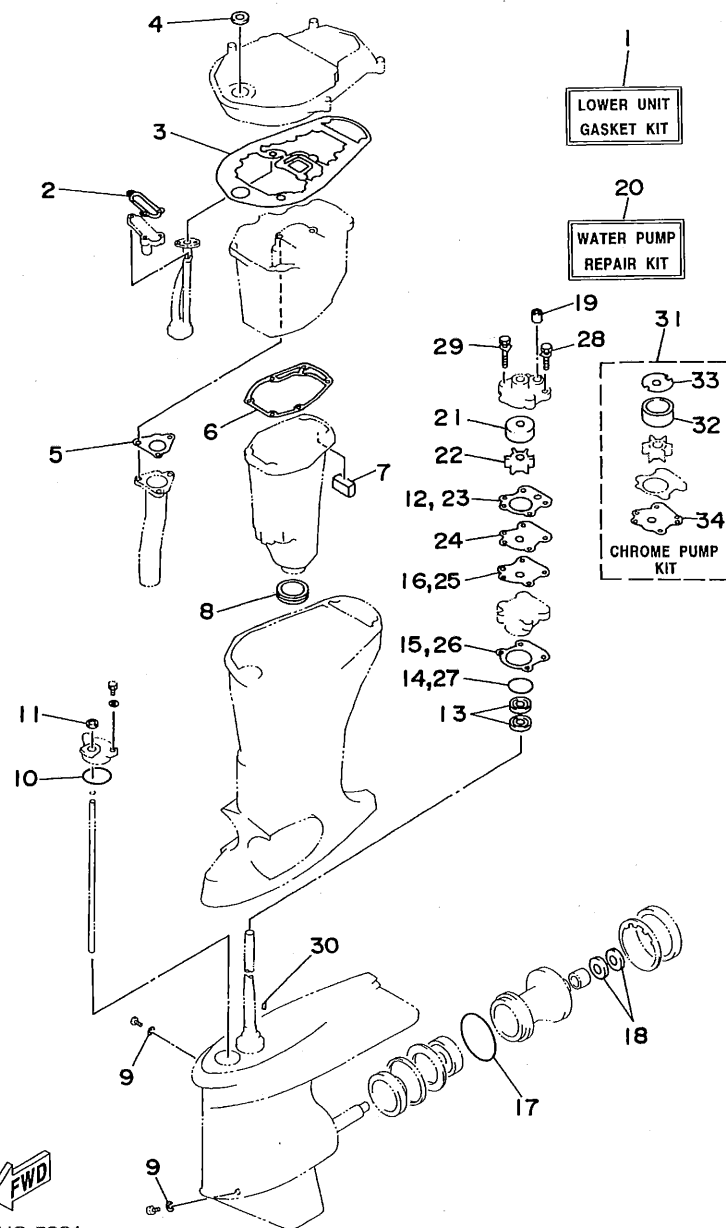


FIG. 29 REPAIR KIT 3 (F50A/F45A)

KITS DE REPARATION 3 (F50A/F45A)

REF. NO.	PART NO. NO. PIECES	DESCRIPTION DESCRIPTION	Q'TY QTE	REMARKS REMARQUES
29	90280-03024	.KEY, WOODRUFF .CLAVETTE, DEMI-LUNE	1	
30	63D-W0078-0A	CHROME PUMP KIT KIT DE POMPE A EAU CHROMEE	1	
31	63D-44322-40	.INSERT, CARTRIDGE .CUVETTE	1	
32	63D-44323-40	.OUTER PLATE, CARTRIDGE .PLAQUE EXTERIEURE	1	



64JUS-5331

FIG. 30 REPAIR KIT 4 (F50B)

KITS DE REPARATION 4 (F50B)

REF. NO.	PART NO. NO. PIECES	DESCRIPTION DESCRIPTION	Q'TY QTE	REMARKS REMARQUES
1	64J-W0001-20	LOWER UNIT GASKET KIT POCHETTE DE JOINTS EMBASE	1	
2	62Y-13475-00	.GASKET .JOINT	1	
3	62Y-15312-00	.GASKET, OIL PAN .JOINT DE VENTILATEUR D'HUILE	1	
4	93104-16M01	.OIL SEAL .JOINT SPY	1	
5	62Y-41133-00	.GASKET, EXHAUST MANIFOLD 1 .JOINT, PIPE D'ECHAPPEMENT	1	
6	62Y-41134-00	.GASKET, EXHAUST MANIFOLD .JOINT, PIPE D'ECHAPPEMENT	1	
7	62Y-45127-00	.SEAL .JOINT	1	
8	663-45123-00	.GASKET, MUFFLER .JOINT, POT DE DETENTE	1	
9	90430-08020	.GASKET .JOINT	2	
10	93210-49046	.O-RING .JOINT TORIQUE	1	
11	93106-09014	.OIL SEAL .JOINT SPY	1	
12	6H3-44315-A0	.GASKET, WATER PUMP .JOINT, POMPE A EAU	1	
13	93101-23070	.OIL SEAL .JOINT SPY	2	
14	93210-46044	.O-RING .JOINT TORIQUE	1	
15	688-44316-A0	.GASKET, WATER PUMP .JOINT, POMPE A EAU	1	
16	6H3-44324-A0	.GASKET, CARTRIDGE .JOINT	1	
17	93210-85M97	.O-RING .JOINT TORIQUE	1	
18	93101-25M03	.OIL SEAL .JOINT SPY	2	
19	663-44366-00	.DAMPER, WATER SEAL .JOINT, TUBE D'EAU	1	
20	6H3-W0078-02	WATER PUMP REPAIR KIT KIT DE REPARATION DE LA POMPE A EAU	1	
21	663-44322-00	.INSERT, CARTRIDGE .CUVETTE	1	
22	6H3-44352-00	.IMPELLER .TURBINE	1	
23	6H3-44315-A0	.GASKET, WATER PUMP .JOINT, POMPE A EAU	1	
24	6H3-44323-00	.OUTER PLATE, CARTRIDGE .PLAQUE EXTERIEURE	1	
25	6H3-44324-A0	.GASKET, CARTRIDGE .JOINT	1	
26	688-44316-A0	.GASKET, WATER PUMP .JOINT, POMPE A EAU	1	
27	93210-46044	.O-RING .JOINT TORIQUE	1	
28	90119-08M14	.BOLT, WITH WASHER .BOULON, AVEC RONDELLE	2	

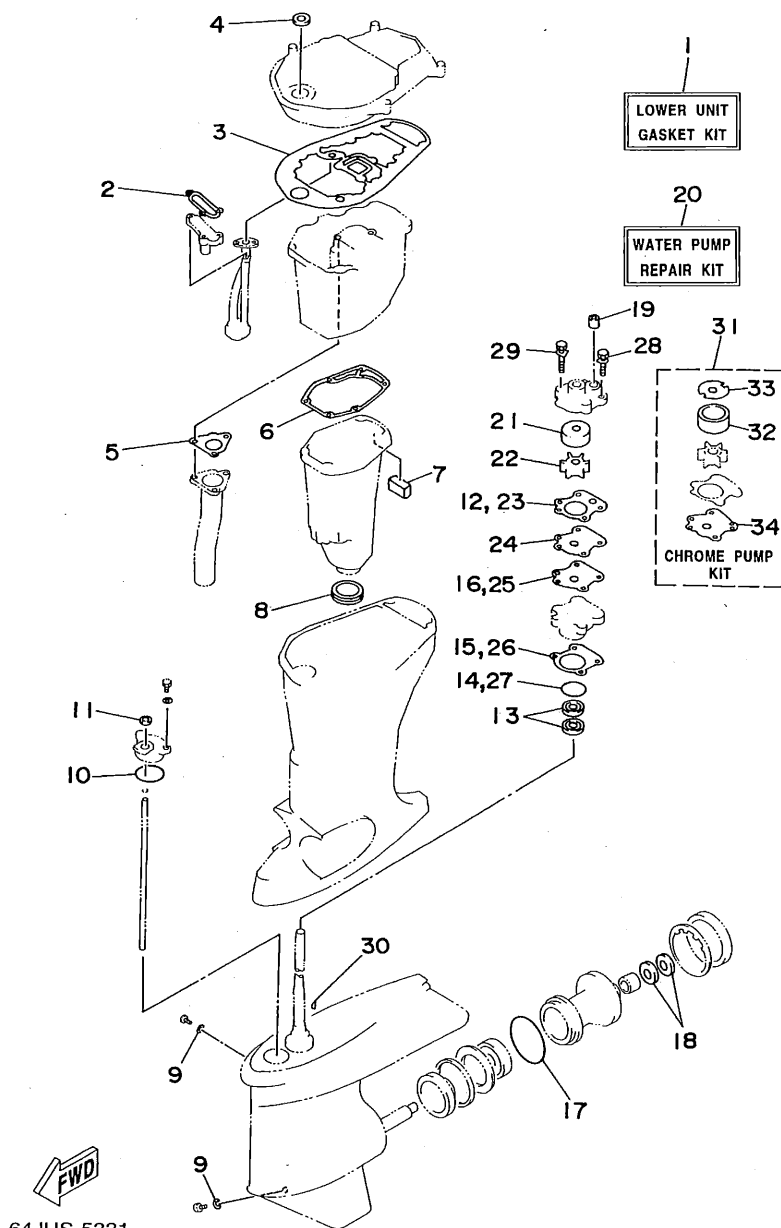


FIG. 30 REPAIR KIT 4 (F50B)

KITS DE REPARATION 4 (F50B)

REF. NO.	PART NO. NO. PIECES	DESCRIPTION DESCRIPTION	Q'TY QTE	REMARKS REMARQUES
29	90119-08M33	.BOLT, WITH WASHER .BOULON, AVEC RONDELLE	2	
30	90280-03M03	.KEY, WOODRUFF .CLAVETTE, DEMI-LUNE	1	
31	6H3-W0078-0A	CHROME PUMP KIT KIT DE POMPE A EAU CHROMEE	1	
32	670-44322-01	.INSERT, CARTRIDGE .CUVETTE	1	
33	670-44321-00	.INNER PLATE, CARTRIDGE .CUVETTE	1	
34	6H3-44323-40	.OUTER PLATE, CARTRIDGE .PLAQUE EXTERIEURE	1	

NUMERICAL INDEX

INDEX NUMERIQUE

INDEX

NUMERICAL INDEX
INDEX NUMERIQUE

PART NO. NO. PIECES	MODEL MODELE	REF. NO.	PART NO. NO. PIECES	MODEL MODELE	REF. NO.	PART NO. NO. PIECES	MODEL MODELE	REF. NO.	PART NO. NO. PIECES	MODEL MODELE	REF. NO.	PART NO. NO. PIECES	MODEL MODELE	REF. NO.
6G8-W0001-A3	F9.9A	24- 1	62Y-11119-00	F50A	2-27	676-11372-00	F9.9A	1-25	62Y-11604-00	F50A	3- 9	6G8-12116-00	F9.9A	3- 3
	F8/9.9B	24- 1	6G8-11133-10	F9.9A	1-23		F8/9.9B	1-25	62Y-11605-00	F50A	3- 9		F8/9.9B	3- 3
6G8-W0001-C4	F9.9A	25- 1		F8/9.9B	1-23		F9.9A	1-38	6G8-11610-02	F9.9A	2-10	62Y-12116-00	F50A	4- 3
6G9-W0001-C5	F8/9.9B	25- 1	62Y-11133-00	F50A	2- 3		F8/9.9B	1-38		F8/9.9B	2-10	30X-12117-00	F50A	4- 5
62Y-W0001-01	F50A	27- 1	62Y-11168-00	F50A	2-21	6G8-11411-04	F9.9A	2- 1	6G8-11610-12	F9.9A	2-10	6G8-12117-00	F9.9A	3- 5
62Y-W0001-20	F50A	29- 1	6G8-11181-A1	F9.9A	1-34		F8/9.9B	2- 1		F8/9.9B	2-10		F8/9.9B	3- 5
64J-W0001-20	F50A	30- 1		F8/9.9B	1-34	62Y-11411-00	F50A	3- 3	6G8-11610-22	F9.9A	2-10	6G8-12117-10	F9.9A	3- 7
6G9-W0070-13	F9.9A	10- 9		F9.9A	24- 5	6G8-11416-00	F9.9A	2- 4		F8/9.9B	2-10		F8/9.9B	3- 7
	F8/9.9B	10- 9		F8/9.9B	24- 5		F8/9.9B	2- 4	6G8-11631-03-96	F9.9A	2- 9	30X-12118-00	F9.9A	3- 6
62Y-W0070-00	F50A	11-12	62Y-11181-00	F50A	2-14	6G8-11416-10	F9.9A	2- 4		F8/9.9B	2- 9		F8/9.9B	3- 6
6H3-W0078-0A	F50A	30-31			27- 7		F8/9.9B	2- 4	62Y-11631-00-96	F50A	3- 8		F50A	4- 6
6H3-W0078-02	F50A	30-20	6G8-11191-01-94	F9.9A	1-36	6G8-11416-20	F9.9A	2- 4	62Y-11633-00	F50A	3-10	51Y-12119-00	F9.9A	3- 9
63D-W0078-0A	F50A	29-30		F8/9.9B	1-36		F8/9.9B	2- 4	634-11633-00	F9.9A	2-11		F8/9.9B	3- 9
63D-W0078-01	F50A	29-20	62Y-11191-00-9M	F50A	2-19	62Y-11416-00	F50A	3- 4		F8/9.9B	2-11		F50A	4- 7
682-W0078-A2	F9.9A	25-17	6G8-11197-00	F9.9A	1-44	62Y-11416-10	F50A	3- 4	6G8-11635-03	F9.9A	2- 9	62Y-1212A-00	F50A	6-28
	F8/9.9B	25-17		F8/9.9B	1-44	62Y-11416-20	F50A	3- 4		F8/9.9B	2- 9	6G8-12121-01	F9.9A	3- 2
682-W0078-0A	F8/9.9B	25-25	6G8-11325-00	F9.9A	1-42	6G8-11426-00	F9.9A	2- 8	62Y-11635-00	F50A	3- 8		F8/9.9B	3- 2
62Y-W009A-00-4D	F50A	2- 1		F8/9.9B	1-42		F8/9.9B	2- 8	6G8-11636-03	F9.9A	2- 9	62Y-12121-00	F50A	4- 2
62Y-W009A-11-4D	F50A	2- 1	6J8-11325-00	F50A	2- 5	6G8-11536-00-94	F9.9A	6- 2		F8/9.9B	2- 9	6G8-12146-00	F9.9A	3-13
62Y-W009B-02-4D	F50A	1- 1	6H3-11327-00-94	F50A	2- 7		F8/9.9B	6- 2	62Y-11636-00	F50A	3- 8		F8/9.9B	3-13
6G8-W0090-33-4D	F9.9A	1- 1	62Y-11328-00	F50A	2- 6	62Y-11536-00	F50A	8-13	6G8-11650-03	F9.9A	2- 5	62Y-12146-00	F50A	4- 8
	F8/9.9B	1- 1	6G8-11351-A0	F9.9A	1- 6	6G8-11537-00-94	F9.9A	6- 6		F8/9.9B	2- 5	6G8-12151-00	F9.9A	3-10
6G8-W0093-03	F9.9A	24-19		F8/9.9B	1- 6		F8/9.9B	6- 6	62Y-11650-00	F50A	3- 5		F8/9.9B	3-10
	F8/9.9B	24-19		F9.9A	24- 9	62Y-11537-00	F50A	8- 3	6G8-11654-00	F9.9A	2- 6	62Y-12151-00	F50A	4- 9
62Y-W0093-00	F50A	28- 1		F8/9.9B	24- 9	6H4-11545-00	F50A	22-16		F8/9.9B	2- 6	6G8-12153-00	F9.9A	3- 8
676-W2810-01	F9.9A	9-27	62Y-11351-00	F50A	1-10	6G8-11557-00	F9.9A	6- 3	62Y-11654-00	F50A	3- 6		F8/9.9B	3- 8
	F8/9.9B	9-27			27- 3		F8/9.9B	6- 3	62Y-11656-00	F50A	3- 7	6G8-12158-00	F9.9A	3-12
6G8-W4261-10	F9.9A	23-31	6G8-11355-00	F8/9.9B	16-33	62Y-11557-00	F50A	8-14	62Y-11656-10	F50A	3- 7		F8/9.9B	3-12
63D-W4434-00	F50A	18-30		F9.9A	16-34	6G8-11575-00	F9.9A	7- 1	62Y-11656-20	F50A	3- 7	62Y-12158-00	F50A	4-11
683-W4591-02-EL	F8/9.9B	18-15	6G8-11356-00	F9.9A	1-40		F8/9.9B	7- 1	6G8-12111-00	F9.9A	3- 1	6G8-12159-00	F9.9A	3-11
683-W4592-02-EL	F8/9.9B	18-15		F8/9.9B	1-40	62Y-11575-00	F50A	9- 2		F8/9.9B	3- 1		F8/9.9B	3-11
6G8-11111-03-94	F9.9A	1-22	62Y-11356-00	F50A	2-24	6G8-11587-00	F9.9A	6- 5	62Y-12111-00	F50A	4- 1	62Y-12159-00	F50A	4-10
	F8/9.9B	1-22			27- 8		F8/9.9B	6- 5	6G8-12113-00	F9.9A	3- 4	6G8-12171-00	F9.9A	6-11
62Y-11111-01-94	F50A	2- 2	676-11372-00	F9.9A	1-11	62Y-11590-00	F50A	8- 8		F8/9.9B	3- 4		F8/9.9B	6-11
62Y-11111-11-94	F50A	2- 2		F8/9.9B	1-11	62Y-11603-00	F50A	3- 9	51Y-12114-00	F50A	4- 4	62Y-12171-00	F50A	8- 2

NUMERICAL INDEX
INDEX NUMERIQUE

PART NO. NO. PIECES	MODEL MODELE	REF. NO.	PART NO. NO. PIECES	MODEL MODELE	REF. NO.	PART NO. NO. PIECES	MODEL MODELE	REF. NO.	PART NO. NO. PIECES	MODEL MODELE	REF. NO.	PART NO. NO. PIECES	MODEL MODELE	REF. NO.
62Y-12216-00	F50A	4-14	6G8-13440-00	F8/9.9B	6-21	6L2-14157-00	F50A	7-37	6G8-14275-01	F8/9.9B	5-31	6G8-14341-30	F8/9.9B	5- 9
62Y-12238-00	F50A	4-12	6G8-13442-00-94	F9.9A	6-20			7-39	62Y-14276-00	F50A	7-26	62Y-14341-00	F50A	7-13
62Y-12279-00	F50A	4-13		F8/9.9B	6-20	62Y-14157-00	F50A	7-11	6G8-14286-01	F9.9A	5-42	62Y-14341-10	F50A	7-13
6G8-12411-02	F50A	1-11	6G8-13448-00	F9.9A	4-36	62Y-14159-00	F50A	7-35		F8/9.9B	5-42	6G8-14342-24	F9.9A	5- 5
	F9.9A	1-16		F8/9.9B	4-36	62Y-14175-00	F50A	6-11	62Y-14291-00	F50A	6- 7		F8/9.9B	5- 5
	F8/9.9B	1-16	6G8-13471-00	F9.9A	7-15	62Y-14175-10	F50A	6-12	6G8-14293-03	F9.9A	5-36	62Y-14342-21	F50A	7-15
6G8-12413-00-9M	F9.9A	1-17		F8/9.9B	7-15	6G8-14197-01	F9.9A	5-16		F8/9.9B	5-36	62Y-14343-52	F50A	7-14
	F8/9.9B	1-17	62Y-13471-00	F50A	9-14		F8/9.9B	5-16	6G8-14293-10	F9.9A	5-36	62Y-14343-56	F50A	7-14
6H3-12413-00-9M	F50A	1-12	62Y-13475-00	F50A	9- 3	6G8-14198-A0	F9.9A	4-13		F8/9.9B	5-36	648-14343-41	F9.9A	5- 8
6G8-12414-A0	F9.9A	1-19			29- 2		F8/9.9B	4-13	6G8-14301-05	F9.9A	5- 1		F8/9.9B	5- 8
	F8/9.9B	1-19			30- 2		F9.9A	24-15	6G8-14301-10	F9.9A	5- 1	648-14343-43	F9.9A	5- 8
	F9.9A	24- 4	6G8-13487-00	F9.9A	7- 4		F8/9.9B	24-15	6G9-14301-05	F8/9.9B	5- 1		F8/9.9B	5- 8
	F8/9.9B	24- 4		F8/9.9B	7- 4		F9.9A	24-20	6G9-14301-10	F8/9.9B	5- 1	6A4-14344-30	F9.9A	5-26
62Y-12414-00	F50A	1-13	62Y-13586-00-94	F50A	5- 1		F8/9.9B	24-20	6J6-14301-06	F8/9.9B	5- 1		F8/9.9B	5-26
		27- 4	6G8-13641-01-94	F9.9A	4- 5	646-14198-01	F9.9A	5-33	6J7-14301-10	F8/9.9B	5- 1	6G8-14345-00	F9.9A	5- 7
6G8-12476-00	F9.9A	11-35		F8/9.9B	4- 5		F8/9.9B	5-33	62Y-14321-00	F50A	7-19		F8/9.9B	5- 7
	F8/9.9B	11-35	6G8-13645-00	F9.9A	4- 6	654-14198-00	F9.9A	5- 6			7-40	6G8-14349-00	F9.9A	5-34
6G8-12481-01	F9.9A	1-28		F8/9.9B	4- 6		F8/9.9B	5- 6	664-14321-01	F9.9A	5-20		F8/9.9B	5-34
	F8/9.9B	1-28		F9.9A	24-14		F9.9A	24-23		F8/9.9B	5-20	62Y-14349-00	F50A	6-20
62Y-12481-00	F50A	1-18		F8/9.9B	24-14		F8/9.9B	24-23		F50A	7-45	62Y-14349-10	F50A	6-18
6G8-12483-00	F9.9A	16- 2	6G8-13646-A0	F9.9A	4- 1	646-14212-00	F9.9A	5-21	6G8-14323-00	F9.9A	5-13	62Y-14349-20	F50A	6-19
	F8/9.9B	16- 2		F8/9.9B	4- 1		F8/9.9B	5-21		F8/9.9B	5-13	62Y-14349-30	F50A	6-21
6G8-12484-00	F9.9A	16- 3		F9.9A	24-13	646-14212-01	F50A	7-30		F9.9A	24-24	50M-14355-00	F9.9A	5-45
	F8/9.9B	16- 3		F8/9.9B	24-13			7-41		F8/9.9B	24-24		F8/9.9B	5-45
6G8-12485-00	F9.9A	11-37	6G8-13647-00	F9.9A	4- 4	6G8-14216-00	F9.9A	5-10	6G8-14323-10	F9.9A	5-13		F50A	7-33
	F8/9.9B	11-37		F8/9.9B	4- 4		F8/9.9B	5-10		F8/9.9B	5-13	62Y-14355-00	F50A	7-16
62Y-13131-01	F50A	10-22	6G8-1410A-01	F9.9A	5-24	6G8-14217-00	F9.9A	5-35	62Y-14323-10	F50A	7-17			28- 7
6G8-13300-02	F9.9A	6-13		F8/9.9B	5-24		F8/9.9B	5-35	6A0-14325-00	F50A	10-26	6A1-14356-00	F50A	7-23
	F8/9.9B	6-13	12V-14105-00	F50A	7-17	6G8-14229-00	F9.9A	5-41	664-14327-01	F50A	7-46	6G8-14357-00	F9.9A	5-43
62Y-13300-00	F50A	8-17			28- 8		F8/9.9B	5-41	30X-14334-00	F50A	7-18		F8/9.9B	5-43
62Y-13411-00	F50A	9- 6	389-14137-00	F9.9A	5-44	62Y-14255-00	F50A	6-23	647-14334-00	F9.9A	5-11	6L2-14357-00	F50A	7-32
6G8-13421-00	F9.9A	7-12		F8/9.9B	5-44	62Y-14258-00	F50A	6-27		F8/9.9B	5-11	62Y-14360-00	F50A	6-33
	F8/9.9B	7-12	1HV-14147-00	F9.9A	5-19	62Y-14267-00	F50A	7-36	6G8-14341-20	F9.9A	5- 9	654-14363-01	F50A	7-24
3FV-13440-00	F50A	1-15		F8/9.9B	5-19	62Y-14271-00	F50A	5-28		F8/9.9B	5- 9	6G8-14368-02	F9.9A	5-30
6G8-13440-00	F9.9A	6-21	6L2-14157-00	F50A	7-34	6G8-14275-01	F9.9A	5-31	6G8-14341-30	F9.9A	5- 9		F8/9.9B	5-30

NUMERICAL INDEX
INDEX NUMERIQUE

PART NO. NO. PIECES	MODEL REF. MODELE NO.	PART NO. NO. PIECES	MODEL REF. MODELE NO.	PART NO. NO. PIECES	MODEL REF. MODELE NO.	PART NO. NO. PIECES	MODEL REF. MODELE NO.	PART NO. NO. PIECES	MODEL REF. MODELE NO.
62Y-14368-01	F50A 2-32	6G8-14392-00	F8/9.9B 5-14	6J6-14493-00	F8/9.9B 15-31	6G8-15312-A1	F9.9A 25- 2	6G8-15376-00	F9.9A 4-32
62Y-14369-00	F50A 6- 1		F9.9A 24-25	62Y-14555-00	F50A 6-34		F8/9.9B 25- 2		F8/9.9B 4-32
62Y-14372-10	F50A 7-14		F8/9.9B 24-25	62Y-14567-00	F50A 6-14	62Y-15312-00	F50A 9-11	6G8-15379-00	F9.9A 7- 3
6G8-14379-00	F9.9A 5-39	6L2-14392-00	F50A 7- 9	62Y-14573-00	F50A 7-48		29- 3		F8/9.9B 7- 3
	F8/9.9B 5-39		28- 5	62Y-14578-00	F50A 6-35		30- 3	6G8-15393-00	F9.9A 4-29
6G8-14379-10	F9.9A 5-39	5H0-14397-00	F9.9A 5-10	62Y-14585-00	F50A 6- 3	6G8-15316-00	F9.9A 7-13		F8/9.9B 4-29
	F8/9.9B 5-39		F8/9.9B 5-10	62Y-14585-10	F50A 6- 4		F8/9.9B 7-13	6G8-15393-10	F9.9A 4-29
62Y-14379-00	F50A 7-42		F50A 7-25	62Y-14585-20	F50A 6- 5	62Y-15316-00	F50A 9-13		F8/9.9B 4-29
62Y-14380-00	F50A 6- 9		28-10	62Y-14585-30	F50A 6-13	6G8-15346-00	F9.9A 4-22	6G8-15710-10	F9.9A 8- 1
6G8-14381-02	F9.9A 5- 3	5Y1-14397-00	F9.9A 5-27	62Y-14585-40	F50A 6-16		F8/9.9B 4-22		F8/9.9B 8- 1
	F8/9.9B 5- 3		F8/9.9B 5-27	62Y-14585-50	F50A 6-26	6G8-15347-00	F9.9A 4-23	6G8-15711-00	F9.9A 8- 2
62Y-14381-00	F50A 7- 5		F9.9A 24-29	62Y-14592-00	F50A 6- 8		F8/9.9B 4-23		F8/9.9B 8- 2
62Y-14381-10	F50A 7-38		F8/9.9B 24-29	62Y-14596-00	F50A 6-31	6G8-15358-00	F9.9A 4-16	6G8-15712-00	F9.9A 8-30
6G8-14383-00	F9.9A 5-28	6F5-14397-00	F50A 7-31	62Y-14597-00	F50A 7-47		F8/9.9B 4-16		F8/9.9B 8-30
	F8/9.9B 5-28		28-12	62Y-14711-00-5B	F50A 17- 7	6G8-15362-04	F9.9A 7-17	6G8-15713-00	F9.9A 8- 4
62Y-14383-00	F50A 7-27	62Y-14398-00	F50A 7-28	6G8-14827-00	F9.9A 5-25		F8/9.9B 7-17		F8/9.9B 8- 4
6G8-14384-01	F9.9A 5- 2		28-11		F8/9.9B 5-25	62Y-15362-00	F50A 9- 1	6G8-15714-00	F9.9A 8- 3
	F8/9.9B 5- 2	62Y-14399-00	F50A 7-12	62Y-14901-00	F50A 7- 1	6G8-15363-00	F9.9A 1-46		F8/9.9B 8- 3
	F9.9A 24-21		28- 6	62Y-14901-10	F50A 7- 1		F8/9.9B 1-46	6G8-15715-00	F9.9A 8- 7
	F8/9.9B 24-21	62Y-14413-00	F50A 2-33	62Y-14902-00	F50A 7- 2		F50A 2-36		F8/9.9B 8- 7
6L2-14384-00	F50A 7- 6	62Y-14429-00	F50A 6-10	62Y-14902-10	F50A 7- 2	6G8-15368-00-94	F9.9A 4-18	6G8-15716-00	F9.9A 8-27
	28- 2	62Y-14429-10	F50A 6-25	62Y-14903-00	F50A 7- 3		F8/9.9B 4-18		F8/9.9B 8-27
6G8-14385-00	F9.9A 5-15	62Y-14440-00	F50A 5- 5	62Y-14903-10	F50A 7- 3	6G8-15369-00	F9.9A 4-19	6G8-15719-00	F9.9A 8- 5
	F8/9.9B 5-15	62Y-14475-00	F50A 7-22	62Y-14904-00	F50A 7- 4		F8/9.9B 4-19		F8/9.9B 8- 5
	F9.9A 24-26	62Y-14475-10	F50A 6-30	62Y-14904-10	F50A 7- 4	6G8-15371-00-94	F9.9A 4-21	6G8-15723-00	F9.9A 8- 6
	F8/9.9B 24-26	6G8-14478-00	F9.9A 4-12	6G8-14997-00	F9.9A 5-12		F8/9.9B 4-21		F8/9.9B 8- 6
6L2-14385-00	F50A 7- 7		F8/9.9B 4-12		F8/9.9B 5-12	6G8-15373-00	F9.9A 1-37	6G8-15726-00	F9.9A 8-21
	28- 3	6G8-14479-02-94	F9.9A 4-11	6G8-15100-05-94	F9.9A 1- 2		F8/9.9B 1-37		F8/9.9B 8-21
6E5-14386-01	F50A 7- 8		F8/9.9B 4-11		F8/9.9B 1- 2		F9.9A 4-35	6G8-15727-00	F9.9A 8- 9
	28- 4	6G8-14479-10-94	F9.9A 4-11	62Y-15100-02-94	F50A 1- 2		F8/9.9B 4-35		F8/9.9B 8- 9
647-14386-10	F9.9A 5- 4		F8/9.9B 4-11	6G8-15311-03-00	F9.9A 7- 7	62Y-15373-00	F50A 5-12	6G8-15734-00	F9.9A 8-25
	F8/9.9B 5- 4	62Y-14485-00	F50A 2-20		F8/9.9B 7- 7	6G8-15374-00	F9.9A 4-26		F8/9.9B 8-25
	F9.9A 24-22	62Y-14487-01	F50A 6-22	62Y-15311-00-5B	F50A 9-10		F8/9.9B 4-26	6G8-15739-00	F9.9A 8-17
	F8/9.9B 24-22	6G8-14493-00	F8/9.9B 15-31	6G8-15312-A1	F9.9A 7- 8		F9.9A 24-16		F8/9.9B 8-17
6G8-14392-00	F9.9A 5-14		F9.9A 15-32		F8/9.9B 7- 8		F8/9.9B 24-16	6G8-15742-00	F9.9A 8-33

NUMERICAL INDEX
INDEX NUMERIQUE

PART NO. NO. PIECES	MODEL MODELE	REF. NO.	PART NO. NO. PIECES	MODEL MODELE	REF. NO.	PART NO. NO. PIECES	MODEL MODELE	REF. NO.	PART NO. NO. PIECES	MODEL MODELE	REF. NO.	PART NO. NO. PIECES	MODEL MODELE	REF. NO.
6G8-15742-00	F8/9.9B	8-33	646-24251-02	F9.9A	9- 5	62Y-24410-02	F50A	10-17	6G8-41113-02-9M	F9.9A	1-10	6H4-41237-00	F50A	16-19
6G8-15746-00	F9.9A	8-23		F8/9.9B	9- 5	6G8-24411-02	F9.9A	9-10		F8/9.9B	1-10	6G8-41238-01	F8/9.9B	15-26
	F8/9.9B	8-23	6G1-24304-02	F9.9A	9- 1		F8/9.9B	9-10	6G8-41113-10-9M	F9.9A	1-10		F9.9A	15-27
6G8-15747-00	F9.9A	8-26		F8/9.9B	9- 1	62Y-24411-02	F50A	10-20		F8/9.9B	1-10	6G8-41241-01	F8/9.9B	15-27
	F8/9.9B	8-26		F50A	10- 1	62Y-24413-00	F50A	10-18	62Y-41113-00-9M	F50A	1-17		F9.9A	15-28
6F5-15752-00	F9.9A	8-12	6G8-24311-00	F9.9A	9- 4	6G8-24421-00	F9.9A	9- 9	6G8-41114-00	F9.9A	1- 9	62Y-41241-00	F50A	16-18
	F8/9.9B	8-12		F8/9.9B	9- 4		F8/9.9B	9- 9		F8/9.9B	1- 9	62Y-41241-10	F50A	16-18
6F5-15753-00	F9.9A	8-13	62Y-24311-00	F50A	5-17	62Y-24421-01	F50A	10-19		F9.9A	24- 3	6G8-41242-01	F8/9.9B	15-30
	F8/9.9B	8-13	6H4-24312-00	F9.9A	9-25	62Y-24423-00	F50A	10-21		F8/9.9B	24- 3		F9.9A	15-31
6G8-15754-00	F9.9A	8- 8		F8/9.9B	9-25	62Y-24444-00	F50A	10-24	62Y-41114-00	F50A	1-19	6F5-41262-01	F50A	6- 6
	F8/9.9B	8- 8	62Y-24313-00	F50A	5-19	677-24444-01	F9.9A	9-16			27- 5			6-29
6G1-15755-00	F9.9A	8-34	6G8-24329-00	F9.9A	9- 2		F8/9.9B	9-16	6G8-41131-01	F8/9.9B	16-14			7-43
	F8/9.9B	8-34		F8/9.9B	9- 2	62Y-24452-00	F50A	10-28		F9.9A	16-15	62Y-41262-00	F50A	6-17
6G8-15767-00	F9.9A	8-24		F9.9A	9-15	62Y-24454-00	F50A	10-23	62Y-41131-00	F50A	17- 3			7-44
	F8/9.9B	8-24		F8/9.9B	9-15	6G8-24471-00	F9.9A	9-14	6G8-41133-A0	F8/9.9B	16-17	6G8-41654-00	F8/9.9B	15-19
6G8-15768-00	F9.9A	8-10	61N-24329-00	F50A	12-28		F8/9.9B	9-14		F9.9A	16-18		F9.9A	15-20
	F8/9.9B	8-10	62Y-24374-01	F50A	10-30	62Y-24471-00	F50A	10-25			25- 6	6G8-41661-00-98	F8/9.9B	15-14
6G8-15770-00	F9.9A	8-38	6G8-24376-00	F9.9A	9-23	61N-24521-00	F50A	10- 8		F8/9.9B	25- 6		F9.9A	15-15
	F8/9.9B	8-38		F8/9.9B	9-23	61N-24560-00	F50A	10- 6	62Y-41133-00	F50A	17- 4	6G8-41662-00-98	F8/9.9B	15-15
6G8-15771-00	F9.9A	8-39	6E5-24377-00	F9.9A	1-18	61N-24563-00	F50A	10- 7			29- 5		F9.9A	15-16
	F8/9.9B	8-39		F8/9.9B	1-18	62Y-24566-00	F50A	10-10			30- 5	6G8-41663-00	F8/9.9B	15-16
6G8-15772-00	F9.9A	8-42	6G8-24378-01	F9.9A	11-36	6G8-26363-00	F8/9.9B	15-21	62Y-41134-00	F50A	17-10		F9.9A	15-17
	F8/9.9B	8-42		F8/9.9B	11-36		F9.9A	15-22			29- 6	6G8-42111-01-4D	F9.9A	14- 1
6G8-15779-00	F9.9A	8-31	62Y-24378-00	F50A	5-26		F50A	16-31			30- 6		F8/9.9B	14- 1
	F8/9.9B	8-31	688-24378-00	F9.9A	1-26		F8/9.9B	23-46	6G8-41137-04-94	F9.9A	16- 1	6G8-42112-02-4D	F9.9A	14- 2
689-15779-01	F9.9A	8-35		F8/9.9B	1-26	6G8-26364-00	F8/9.9B	15-22		F8/9.9B	16- 1		F8/9.9B	14- 2
	F8/9.9B	8-35		F50A	5-20		F9.9A	15-23	62Y-41137-01-94	F50A	17- 1	6G8-42113-01-4D	F9.9A	14-25
6G8-15789-00	F9.9A	8-32	6G8-24379-00	F9.9A	11-33		F8/9.9B	23-47	6G8-41138-00	F8/9.9B	16-15		F8/9.9B	14-25
	F8/9.9B	8-32		F8/9.9B	11-33	62Y-28100-00	F50A	10-35		F9.9A	16-16	6G8-42119-00	F9.9A	14-21
6F5-15791-00	F9.9A	8-14	6G9-24379-00	F9.9A	1-26	6G8-41111-02-9M	F9.9A	1- 7	6G8-41212-00	F8/9.9B	15-23		F8/9.9B	14-21
	F8/9.9B	8-14		F8/9.9B	1-26		F8/9.9B	1- 7		F9.9A	15-24	6G8-42126-01-94	F9.9A	14-15
6G8-15794-00	F9.9A	8-22	6G8-24410-E0	F9.9A	9- 8	6G8-41112-02	F9.9A	1- 8	6F5-41237-00	F50A	16-17		F8/9.9B	14-15
	F8/9.9B	8-22		F8/9.9B	9- 8		F8/9.9B	1- 8	6G8-41237-01	F8/9.9B	15-29	6G8-42129-00	F9.9A	15- 2
1UF-22434-00	F50A	15-20	6G8-24410-03	F9.9A	9- 8		F9.9A	24- 2		F9.9A	15-30		F8/9.9B	15- 2
62X-22471-00	F50A	15-12		F8/9.9B	9- 8		F8/9.9B	24- 2	6H1-41237-00	F50A	16-19	6E5-42137-10	F50A	16-35

NUMERICAL INDEX
INDEX NUMERIQUE

PART NO. NO. PIECES	MODEL REF. MODELE NO.	PART NO. NO. PIECES	MODEL REF. MODELE NO.	PART NO. NO. PIECES	MODEL REF. MODELE NO.	PART NO. NO. PIECES	MODEL REF. MODELE NO.	PART NO. NO. PIECES	MODEL REF. MODELE NO.
6G8-42137-01	F9.9A 14-22	6G8-42613-01-4D	F9.9A 10- 6	64J-42678-00	F50A 11-11	62Y-42741-00-4D	F50A 12-20	6E5-43126-02	F50A 13-38
	F8/9.9B 14-22		F8/9.9B 10- 6	62Y-42681-00	F50A 11-13	6G8-42748-00	F8/9.9B 11-18	63D-43128-01-4D	F50A 13- 5
6J6-42137-00	F8/9.9B 14-22	62Y-42613-00-4D	F50A 11- 2	62Y-42682-00	F50A 11-14		F9.9A 11-19	6G8-43131-00	F8/9.9B 12-14
6G8-42147-01	F9.9A 14- 7	6G8-42614-02	F8/9.9B 11-27	6G8-42711-02-4D	F9.9A 11- 1	6G8-42752-00	F9.9A 19-15		F9.9A 12-15
	F8/9.9B 14- 7		F9.9A 11-28		F8/9.9B 11- 1		F8/9.9B 19-15	63D-43131-00	F50A 13-14
62Y-42154-00	F50A 16-21	6G8-42614-12	F9.9A 22-16	62Y-42711-01-4D	F50A 12- 1	6G8-42755-00	F8/9.9B 11-30	6G5-43144-00	F50A 13-28
62Y-42159-00	F50A 16-34		F8/9.9B 22-16	62Y-42711-11-4D	F50A 12- 1		F9.9A 11-31	6E5-43145-00	F50A 26- 9
62Y-42171-00	F50A 16-22		23-39	62Y-42715-00	F50A 16- 8	6G8-42771-00-4D	F8/9.9B 16-30	6G5-43145-00	F8/9.9B 12-19
6G8-42177-00	F9.9A 14-24	6G8-42615-01	F9.9A 10- 2	6G8-42716-00	F8/9.9B 16-13		F9.9A 16-31		F9.9A 12-20
	F8/9.9B 14-24		F8/9.9B 10- 2		F9.9A 16-14	6G8-42791-00	F8/9.9B 16-29		F50A 13-18
62Y-42335-00	F50A 16-27	62Y-42615-00	F50A 11-15	62Y-42716-00	F50A 12- 6		F9.9A 16-30	6G5-43148-00	F50A 13-24
62Y-42335-10	F50A 16-27	61N-42628-00	F50A 11-16	6G8-42719-00-94	F8/9.9B 11-22	6G8-42792-00	F8/9.9B 16-31	6G8-43160-01	F9.9A 13- 5
63D-42510-10-4D	F50A 14- 1	6G8-42629-02	F8/9.9B 11-29		F9.9A 11-23		F9.9A 16-32		F8/9.9B 13- 5
6G8-42511-02-4D	F9.9A 12-30		F9.9A 11-30	6E5-42724-00	F50A 12- 7	6G8-42811-00-94	F8/9.9B 11-12	688-43160-01	F50A 13-29
6G9-42511-01-4D	F8/9.9B 12-29	6G8-42651-00	F9.9A 10- 3	6G8-42724-00	F9.9A 11- 6		F9.9A 11-13	688-43165-00	F50A 13-30
6G8-42512-02-94	F9.9A 13-25		F8/9.9B 10- 3		F8/9.9B 11- 6	6G8-42815-00	F8/9.9B 11-10	62Y-43170-00-4D	F50A 13-33
6G8-42521-10-94	F8/9.9B 12-33	62Y-42651-00	F50A 11- 8	6G8-42724-40	F9.9A 22-15		F9.9A 11-11	6G8-43181-00	F8/9.9B 12- 7
	F9.9A 12-34	6G8-42652-00	F9.9A 10- 4		F8/9.9B 22-15	62Y-42815-00	F50A 12- 9		F9.9A 12- 8
6G9-42521-00-94	F8/9.9B 12-33		F8/9.9B 10- 4	6G8-42724-50	F9.9A 23-16	62Y-42828-00-4D	F50A 12- 8	6H5-43181-03	F50A 13-19
	F9.9A 12-34	62Y-42652-00	F50A 11- 4		F8/9.9B 23-23	6G8-42831-00	F8/9.9B 11-11	6H5-43185-03	F50A 13-20
6G8-42528-00	F8/9.9B 12-24	6G8-42662-00	F9.9A 10-11	6G8-42725-10	F9.9A 11- 7		F9.9A 11-12	6G8-43311-15-4D	F8/9.9B 12-21
	F9.9A 12-25		F8/9.9B 10-11	6H4-42725-00	F9.9A 14-10	6G8-43111-04-4D	F9.9A 12- 1		F9.9A 12-22
6G8-42534-00	F8/9.9B 12-30	6G8-42677-00	F8/9.9B 11-28		F8/9.9B 14-10		F8/9.9B 12- 1	6G9-43311-04-4D	F8/9.9B 12-21
	F9.9A 12-31		F9.9A 11-29	62Y-42725-00	F50A 12-16	63D-43111-00-4D	F50A 13- 1		F9.9A 12-22
6G8-42537-00	F8/9.9B 12-35	6G8-42677-10	F9.9A 22-17	6H4-42726-00	F50A 12-30	6G8-43112-04-4D	F9.9A 12- 2	63D-43311-10-4D	F50A 13-12
	F9.9A 12-36		F8/9.9B 22-17	688-42726-10	F50A 12-30		F8/9.9B 12- 2	682-43318-01	F8/9.9B 12- 8
6G8-42551-00	F9.9A 23-33	6G8-42677-20	F9.9A 23-32	6G8-42727-00	F8/9.9B 11- 9	63D-43112-00-4D	F50A 13- 2		F9.9A 12- 9
	F8/9.9B 23-41		F8/9.9B 23-40		F9.9A 11-10	6J8-43113-01	F8/9.9B 12-20		F8/9.9B 13-23
6G8-42561-00	F9.9A 12- 7	62Y-42677-00	F50A 11-10	6H3-42727-00	F50A 12-29		F9.9A 12-21		F50A 13-36
6G8-42610-51-4D	F9.9A 10- 1	62Y-42677-10	F50A 11-10	62Y-42727-00	F50A 12-17	648-43114-01	F9.9A 12- 6	6G8-43319-03-94	F9.9A 13-22
6G9-42610-14-4D	F8/9.9B 10- 1	6G8-42678-51	F9.9A 10-10	6G8-42738-00-94	F8/9.9B 11-21		F8/9.9B 12- 6	682-43339-01	F8/9.9B 12-13
6J7-42610-51-4D	F8/9.9B 10- 1	6G9-42678-13	F8/9.9B 10-10		F9.9A 11-22	6E7-43116-00	F9.9A 12- 5		F9.9A 12-14
62Y-42610-00-4D	F50A 11- 1	6J7-42678-51	F8/9.9B 10-10	62Y-42738-01-5B	F50A 12-15		F8/9.9B 12- 5	6G8-43373-00	F8/9.9B 12-27
62Y-42610-10-4D	F50A 11- 1	62Y-42678-00	F50A 11-11	6G8-42741-00-4D	F8/9.9B 16-28	6E0-43118-01	F9.9A 12- 3		F9.9A 12-28
64J-42610-00-4D	F50A 11- 1	62Y-42678-10	F50A 11-11		F9.9A 16-29		F8/9.9B 12- 3	682-43611-01	F9.9A 13-16

NUMERICAL INDEX
INDEX NUMERIQUE

PART NO. NO. PIECES	MODEL REF. MODELE NO.	PART NO. NO. PIECES	MODEL REF. MODELE NO.	PART NO. NO. PIECES	MODEL REF. MODELE NO.	PART NO. NO. PIECES	MODEL REF. MODELE NO.	PART NO. NO. PIECES	MODEL REF. MODELE NO.
682-43611-01	F8/9.9B 13-16	6H1-43829-00	F50A 15-43	62X-43888-00	F50A 15-26	63D-44144-00	F50A 18-52	63D-44316-00	F50A 29-13
682-43614-00	F9.9A 13-14	62X-4383A-00	F50A 15-57	62X-43891-00	F50A 15-71	682-44147-00	F9.9A 17-50		29-26
	F8/9.9B 13-14	62X-43830-00	F50A 15-44	62X-43892-00	F50A 15-72		F8/9.9B 17-56	688-44316-A0	F50A 20-33
682-43615-01	F9.9A 13-15	6H1-43831-10	F50A 15-36	6H1-43895-11	F50A 15-53	6G8-44150-00	F9.9A 17-49		30-15
	F8/9.9B 13-15	6H1-4384F-10	F50A 15-46	6H1-43896-00	F50A 15-50	6G8-44150-10	F9.9A 17-49		30-26
6G8-43616-00	F9.9A 13- 9	6H1-4384G-11	F50A 15-15	62X-43899-00	F50A 15-17	6G8-44150-20	F9.9A 17-49	670-44321-00	F50A 30-33
	F8/9.9B 13- 9		15-51	6G8-44111-00	F8/9.9B 15-32	6G9-44150-00	F8/9.9B 17-55	682-44321-40	F8/9.9B 25-26
6G8-43617-00	F9.9A 13-13	62X-4384H-00	F50A 15-19		F9.9A 15-33	6G9-44150-10	F8/9.9B 17-55	63D-44322-00	F50A 18-22
	F8/9.9B 13-13	62X-43840-01	F50A 15- 2	62Y-44116-01	F50A 16-28	663-44151-00	F50A 18-51		29-21
6G8-43631-03	F9.9A 13- 6	62X-43841-00	F50A 15-42	682-44116-01	F8/9.9B 15-37		20-50	63D-44322-40	F50A 29-31
	F8/9.9B 13- 6	6H1-43844-10	F50A 15-47		F9.9A 15-38	6G8-44159-00	F8/9.9B 15-33	663-44322-00	F50A 20-26
63D-43631-00	F50A 13-35	6T4-43849-00	F50A 15-67	62Y-44117-00-4D	F50A 16- 2		F9.9A 15-34		30-21
682-43641-00	F9.9A 13-10	6H1-4385H-00	F50A 15-35	62Y-44120-00	F50A 16- 7	682-44176-00	F9.9A 17-51	670-44322-01	F50A 30-32
	F8/9.9B 13-10	61A-4385H-00	F50A 15-62	6G8-44121-00-98	F9.9A 15- 1		F8/9.9B 17-57	682-44322-00	F9.9A 17-12
6G9-43643-00	F8/9.9B 13-22	62X-4385M-00	F50A 15-28		F8/9.9B 15- 1	6E0-44191-11	F50A 5-38		F8/9.9B 17-18
682-43659-00	F8/9.9B 13-18	6H1-43855-11	F50A 15-52	62Y-44121-00	F50A 16- 1	6G8-44191-00	F9.9A 14- 4		F9.9A 25-20
	F9.9A 13-19	6H1-43856-10	F50A 15-48	682-44121-01	F8/9.9B 15-35		F8/9.9B 14- 4		F8/9.9B 25-20
682-43673-00	F9.9A 13-18	62X-4386K-00	F50A 15-76		F9.9A 15-36	682-44300-01	F9.9A 17- 8	682-44322-40	F8/9.9B 25-27
	F8/9.9B 13-26	62X-43860-00	F50A 15-58	688-44122-00	F50A 16-15		F8/9.9B 17-14	6H3-44323-00	F50A 20-34
6G9-43681-00	F8/9.9B 13-21	62X-43861-00	F50A 15- 5	6G8-44123-00	F9.9A 15- 3	6H3-44311-00	F50A 20-25		30-24
63D-43691-00	F50A 13-34	62X-43862-00	F50A 15- 6		F8/9.9B 15- 3	63D-44311-00	F50A 18-21	6H3-44323-40	F50A 30-34
62X-4380F-00	F50A 15-74	62X-43864-00	F50A 15-24	6G8-44125-00	F9.9A 8-43	63D-44312-00	F50A 19-19	63D-44323-00	F50A 18-26
62X-4380H-00	F50A 15-80	62X-43865-00	F50A 15-31		F8/9.9B 8-43		29-23		29-24
62X-4380K-00	F50A 15- 3	6H1-43866-00	F50A 15-39		F9.9A 22-18	682-44312-00	F9.9A 17- 9	63D-44323-40	F50A 29-32
62X-4380L-00	F50A 15-27	62X-43866-00	F50A 15-32		F8/9.9B 22-18		F8/9.9B 17-15	682-44323-00	F9.9A 17-16
62X-43800-02-4D	F50A 15- 1	6H1-43867-00	F50A 15-40		F9.9A 23-38	6H3-44315-A0	F50A 20-27		F8/9.9B 17-22
6T4-43802-02	F50A 15-38	62X-43871-00	F50A 15- 8		F8/9.9B 23-38		30-12		F9.9A 25-23
62X-43804-00	F50A 15-70	6H1-43875-00	F50A 15-61	682-44132-00	F8/9.9B 15-34		30-23		F8/9.9B 25-23
62X-43805-00	F50A 15-69	61A-43875-00	F50A 15-16		F9.9A 15-35	682-44315-A0	F9.9A 17-15	682-44323-40	F8/9.9B 25-28
62X-43807-00	F50A 15-75	62X-43875-00	F50A 15-21	62Y-44135-00	F50A 16-24		F8/9.9B 17-21	6H3-44324-A0	F50A 20-35
62X-43810-01	F50A 15- 4	6T4-43876-00	F50A 15-66	6G8-44143-10	F8/9.9B 15-40		F9.9A 25- 9		30-16
62X-43814-00	F50A 15-14	62X-43878-00	F50A 15-33		F9.9A 15-41		F8/9.9B 25- 9		30-25
6H1-43816-00	F50A 15-49	62X-4388A-00	F50A 15-11	6G9-44143-00	F8/9.9B 15-40		F9.9A 25-22	682-44328-00	F9.9A 17-23
6H1-43817-01	F50A 15-34	62X-43880-00	F50A 15-68		F9.9A 15-41		F8/9.9B 25-22		F8/9.9B 17-30
62X-4382L-00	F50A 15-54	62X-43881-00	F50A 15-79	6K5-44144-00	F50A 20-51	63D-44316-00	F50A 18-27	6H3-44341-00-94	F50A 20-30

NUMERICAL INDEX
INDEX NUMERIQUE

PART NO. NO. PIECES	MODEL REF. MODELE NO.	PART NO. NO. PIECES	MODEL REF. MODELE NO.	PART NO. NO. PIECES	MODEL REF. MODELE NO.	PART NO. NO. PIECES	MODEL REF. MODELE NO.	PART NO. NO. PIECES	MODEL REF. MODELE NO.
63D-44341-00	F50A 18-31	663-44367-00	F50A 21- 2	668-45111-13-4D	F9.9A 16-19	63D-45215-00	F50A 18-11	63D-45375-00	F50A 19- 6
6H3-44352-00	F50A 18-23	683-44373-00	F8/9.9B 17- 6	669-45111-03-4D	F8/9.9B 16-18	6E8-45251-01	F8/9.9B 18- 4	682-45375-01	F8/9.9B 18- 9
	20-28	668-44391-00	F8/9.9B 11- 7		F9.9A 16-19	6G8-45251-00	F9.9A 18- 4		F9.9A 18-11
	29-22		F9.9A 11- 8	62Y-45111-02-4D	F50A 17-13	63D-45251-00	F50A 13- 6		25-15
	30-22	6H3-44391-01	F50A 12- 2	668-45113-A1	F8/9.9B 16-24	63D-45251-10	F50A 19-15		F8/9.9B 25-15
682-44352-01	F9.9A 17-13	62Y-44514-00-4D	F50A 14-25		F9.9A 16-25	668-45300-06-4D	F9.9A 17- 1	688-45375-00	F50A 21-11
	F8/9.9B 17-19	62Y-44514-20-4D	F50A 14-25		25- 7	668-45300-16-4D	F9.9A 17- 1	663-45376-00-94	F50A 19- 5
	F9.9A 25-21	668-44517-00-94	F8/9.9B 12-39		F8/9.9B 25- 7	668-45300-26-4D	F9.9A 17- 1		21-10
	F8/9.9B 25-21		F9.9A 12-40	663-45119-00	F8/9.9B 12-23	669-45300-06-4D	F8/9.9B 17- 1	682-45376-01	F8/9.9B 17-11
	25-29	668-44518-00	F8/9.9B 12-49		F9.9A 12-24	669-45300-16-4D	F8/9.9B 17- 1		F9.9A 18-12
668-44361-10	F8/9.9B 18-10		F9.9A 12-50		14- 6	62Y-45300-10-4D	F50A 18- 1	6E5-45378-00	F50A 18-17
	F9.9A 18-13	668-44521-00	F8/9.9B 12-52		F8/9.9B 14- 6	64J-45300-11-4D	F50A 20- 1		20-21
668-44361-20	F9.9A 18-13		F9.9A 12-53	663-45123-00	F50A 17-12	6H1-45301-13-4D	F50A 20- 2	688-45383-02	F50A 20-63
669-44361-00	F8/9.9B 18-10	668-44522-00	F8/9.9B 12-47		29- 8	63D-45301-01-4D	F50A 18- 2	688-45384-00	F50A 20-64
	F9.9A 18-13		F9.9A 12-48		30- 8	6E8-45311-00-4D	F8/9.9B 17- 2	668-45501-00	F9.9A 17-25
62Y-44361-00	F50A 19- 1	668-44526-00	F8/9.9B 12-40	668-45127-00	F9.9A 7- 9	668-45311-04-4D	F9.9A 17- 2	668-45501-10	F9.9A 17-25
	21- 1		F9.9A 12-41		F8/9.9B 7- 9	668-45315-A0	F9.9A 17-19	668-45501-20	F9.9A 17-25
683-44362-01	F8/9.9B 17- 4	63D-44526-00	F50A 14-27	62Y-45127-00	F50A 17-11		25-11	669-45501-01	F8/9.9B 17-32
626-44365-01	F8/9.9B 18-11	668-44532-00	F8/9.9B 12-53		29- 7	683-45315-A0	F8/9.9B 17-26	669-45501-11	F8/9.9B 17-32
	F9.9A 18-14		F9.9A 12-54		30- 7		25-11	62Y-45501-10	F50A 18-36
	25-16	668-44533-00	F8/9.9B 12-50	668-45135-00	F8/9.9B 16-12	626-45316-09	F8/9.9B 17-24	64J-45501-10	F50A 20-39
	F8/9.9B 25-16		F9.9A 12-51		F9.9A 16-13	63D-45321-00	F50A 18-14	6E7-45536-00	F8/9.9B 17-31
682-44365-00	F9.9A 17-11	668-44551-01-4D	F8/9.9B 12-54	668-45136-00	F8/9.9B 16-23	688-45321-00	F50A 20-16	668-45536-00	F9.9A 17-24
	F8/9.9B 17-17		F9.9A 12-55		F9.9A 16-24	6E7-45331-00-5B	F8/9.9B 17-23	6H4-45536-00	F50A 18- 4
	F9.9A 25-18	663-44551-02-4D	F50A 14- 9	668-45151-10	F8/9.9B 16-22	668-45331-00-5B	F9.9A 17-17	688-45536-01	F50A 20- 4
	F8/9.9B 25-18	668-44552-02-4D	F8/9.9B 12-55		F9.9A 16-23	688-45331-00-94	F50A 20-55	6E7-45551-00	F8/9.9B 17-33
683-44365-01	F8/9.9B 17- 5		F9.9A 12-56	62Y-45151-00	F50A 17-16	688-45341-00	F50A 18- 9	668-45551-00	F9.9A 17-26
6E7-44366-00	F8/9.9B 17- 8	663-44552-01-94	F50A 14-17	6H3-45155-00	F50A 17-19		20-10	6H4-45551-01	F50A 18-37
663-44366-00	F50A 19-18	62Y-44553-01-4D	F50A 14-22	668-45211-20-4D	F9.9A 16-35	63D-45344-00	F50A 18-34	6K5-45551-00	F50A 20-40
	21-14	679-44555-00-94	F50A 14-11	6E7-45214-00	F8/9.9B 18- 7	682-45344-00	F8/9.9B 25-30	6E7-45560-00	F8/9.9B 17-37
	29-28	682-44555-00	F8/9.9B 12-62	668-45214-00	F9.9A 18- 7	668-45361-01-4D	F9.9A 17-41	668-45560-00	F9.9A 17-30
	30-19		F9.9A 12-63	6H1-45214-00	F50A 20-12	63D-45361-01-4D	F50A 18-43	6H4-45560-01	F50A 18-39
668-44367-00	F9.9A 16- 8	668-44557-00	F8/9.9B 12-61	63D-45214-00	F50A 18-10	683-45361-01-4D	F8/9.9B 17-48	6K5-45560-00	F50A 20-42
	F8/9.9B 16- 8		F9.9A 12-62	668-45215-00	F9.9A 18- 8	664-45371-01	F50A 19-12	663-45567-01-10	F50A 18-41
663-44367-00	F50A 19- 2	668-45111-13-4D	F8/9.9B 16-18	6H1-45215-00	F50A 20-13	688-45371-02	F50A 21-12	663-45567-01-12	F50A 18-41

NUMERICAL INDEX
INDEX NUMERIQUE

PART NO. NO. PIECES	MODEL REF. MODELE NO.	PART NO. NO. PIECES	MODEL REF. MODELE NO.	PART NO. NO. PIECES	MODEL REF. MODELE NO.	PART NO. NO. PIECES	MODEL REF. MODELE NO.	PART NO. NO. PIECES	MODEL REF. MODELE NO.
663-45567-01-15	F50A 18-41	63D-45577-00-15	F50A 18-46	683-45611-00	F8/9.9B 17-42	663-45949-01-EL	F50A 19-25	668-48321-10	F8/9.9B 15-12
663-45567-01-18	F50A 18-41	63D-45577-00-18	F50A 18-46	688-45611-01	F50A 20-43	683-45949-00-EL	F8/9.9B 18-14		F9.9A 15-13
663-45567-01-30	F50A 18-41	63D-45577-00-30	F50A 18-46	63D-45631-00	F50A 18-57	6E5-45952-00-EL	F50A 21-20	668-48351-51	F9.9A 23-37
663-45567-01-40	F50A 18-41	63D-45577-00-40	F50A 18-46	682-45631-00	F9.9A 17-37	6H5-45952-00-EL	F50A 19-25		F8/9.9B 23-45
663-45567-01-50	F50A 18-41	63D-45577-00-50	F50A 18-46		F8/9.9B 17-44	663-45952-02-EL	F50A 19-25	63D-48511-00-4D	F50A 14-39
664-45567-01-10	F8/9.9B 17-38	688-45577-01-10	F50A 20-57	688-45631-01	F50A 20-44	683-45952-00-EL	F8/9.9B 18-14	6H3-48538-00	F50A 16-33
664-45567-01-12	F8/9.9B 17-38	688-45577-01-12	F50A 20-57	648-45633-00	F9.9A 17-39	6E5-45954-00-EL	F50A 21-20	63D-61350-00	F50A 26- 1
664-45567-01-15	F8/9.9B 17-38	688-45577-01-15	F50A 20-57		F8/9.9B 17-46	6E5-45956-00-EL	F50A 21-20	63D-61351-00	F50A 26- 2
664-45567-01-18	F8/9.9B 17-38	688-45577-01-18	F50A 20-57	663-45633-00	F50A 18-62	663-45956-01-EL	F50A 19-25	668-81323-00	F9.9A 19-16
664-45567-01-30	F8/9.9B 17-38	688-45577-01-30	F50A 20-57	688-45633-00	F50A 20-49	6H5-45958-00-EL	F50A 19-25		F8/9.9B 19-16
664-45567-01-40	F8/9.9B 17-38	688-45577-01-40	F50A 20-57	663-45634-00	F50A 18-58	663-45958-01-EL	F50A 19-25	668-81336-00	F9.9A 1-39
664-45567-01-50	F8/9.9B 17-38	688-45577-01-50	F50A 20-57	688-45634-00	F50A 20-45	663-45970-60-98	F50A 19-25		F8/9.9B 1-39
688-45567-01-10	F50A 20- 7	6E8-45587-00-13	F8/9.9B 17-34	63D-45635-00	F50A 18-60	697-45970-00-98	F50A 19-25	668-81337-01	F9.9A 19-14
688-45567-01-12	F50A 20- 7	6E8-45587-00-20	F8/9.9B 17-34	650-45635-00	F9.9A 17-36	663-45972-60-98	F50A 19-25		F8/9.9B 19-14
688-45567-01-15	F50A 20- 7	6G8-45587-00-10	F9.9A 17-27		F8/9.9B 17-43	663-45974-02-98	F50A 19-25	62Y-81337-00	F50A 22-12
688-45567-01-18	F50A 20- 7	6G8-45587-00-14	F9.9A 17-27	688-45635-00	F50A 20-47	663-45974-60-98	F50A 19-25	6K7-81338-01	F50A 22-13
688-45567-01-30	F50A 20- 7	6G8-45587-00-18	F9.9A 17-27	663-45930-00-98	F50A 19-25	663-45976-00-98	F50A 19-25	6E5-81800-12	F50A 23- 1
688-45567-01-40	F50A 20- 7	6G8-45587-00-35	F9.9A 17-27	6E5-45941-00-EL	F50A 21-20	663-45978-00-98	F50A 19-25	668-81800-11	F9.9A 20- 1
688-45567-01-50	F50A 20- 7	6G8-45587-00-50	F9.9A 17-27	668-45941-00	F9.9A 18-18	6E7-45986-00	F8/9.9B 18-16		F8/9.9B 20- 1
6E7-45571-00	F8/9.9B 17-39	663-45587-01-10	F50A 18- 5	663-45941-01-EL	F50A 19-25	6G8-45986-00	F9.9A 18-15	6E5-81801-10	F50A 23- 6
6G8-45571-00	F9.9A 17-32	663-45587-01-12	F50A 18- 5	683-45941-00-EL	F8/9.9B 18-14	6G8-45987-02	F9.9A 18-19	6E5-81807-11	F50A 23-11
6H4-45571-01	F50A 18-42	663-45587-01-15	F50A 18- 5	6E5-45943-00-EL	F50A 21-20	6G9-45987-00	F8/9.9B 18-19	689-81807-12	F9.9A 20-11
6K5-45571-00	F50A 20-54	663-45587-01-18	F50A 18- 5	6G8-45943-00	F9.9A 18-18	663-45987-02	F50A 19-20		F8/9.9B 20-11
688-45576-00	F50A 20-58	663-45587-01-30	F50A 18- 5	6H5-45943-00-EL	F50A 19-25	688-45987-01	F50A 21-15	6E5-81809-10	F50A 23- 3
626-45577-00-01	F9.9A 17-31	663-45587-01-40	F50A 18- 5	683-45943-00-EL	F8/9.9B 18-14	670-45997-02	F50A 19-21	689-81809-11	F9.9A 20- 3
	17-34	663-45587-01-50	F50A 18- 5	6E5-45945-01-EL	F50A 21-20	688-45997-01	F50A 21-16		F8/9.9B 20- 3
	F8/9.9B 17-41	688-45587-01-10	F50A 20- 5	668-45945-00	F9.9A 18-18	6G8-46241-00	F9.9A 6- 1	6E5-81810-10	F50A 23- 4
626-45577-00-03	F9.9A 17-31	688-45587-01-12	F50A 20- 5	6H5-45945-00-EL	F50A 19-25		F8/9.9B 6- 1	689-81810-11	F9.9A 20- 4
	17-34	688-45587-01-15	F50A 20- 5	663-45945-02-EL	F50A 19-25	62Y-46241-00	F50A 8- 7		F8/9.9B 20- 4
	F8/9.9B 17-41	688-45587-01-18	F50A 20- 5	683-45945-00-EL	F8/9.9B 18-14	6G8-48311-02	F8/9.9B 15-11	689-81811-11	F9.9A 20- 6
626-45577-00-05	F9.9A 17-31	688-45587-01-30	F50A 20- 5	6E5-45947-00-EL	F50A 21-20		F9.9A 15-12		F8/9.9B 20- 6
	17-34	688-45587-01-40	F50A 20- 5	6G8-45947-00-EL	F9.9A 18-18	6G8-48311-11	F8/9.9B 15-11	689-81812-11	F9.9A 20- 8
	F8/9.9B 17-41	688-45587-01-50	F50A 20- 5	663-45947-02-EL	F50A 19-25		F9.9A 15-12		F8/9.9B 20- 8
63D-45577-00-10	F50A 18-46	6G8-45611-00	F9.9A 17-35	683-45947-00-EL	F8/9.9B 18-14	6G8-48321-01	F8/9.9B 15-12	6E5-81813-10	F50A 23- 8
63D-45577-00-12	F50A 18-46	63D-45611-00	F50A 18-55	6E5-45949-00-EL	F50A 21-20		F9.9A 15-13	689-81813-10	F9.9A 20- 9

NUMERICAL INDEX
INDEX NUMERIQUE

PART NO. NO. PIECES	MODEL REF. MODELE NO.	PART NO. NO. PIECES	MODEL REF. MODELE NO.	PART NO. NO. PIECES	MODEL REF. MODELE NO.	PART NO. NO. PIECES	MODEL REF. MODELE NO.	PART NO. NO. PIECES	MODEL REF. MODELE NO.
689-81813-10	F8/9.9B 20- 9	6J0-81941-10	F8/9.9B 22- 1	6G8-82117-00	F8/9.9B 22- 8	6H3-82540-00	F9.9A 22-11	62Y-82590-00	F50A 25-19
6E5-81820-11	F50A 23- 9		F9.9A 23- 1		F9.9A 23- 6		F8/9.9B 22-11	62Y-82590-10	F50A 25-19
689-81820-11	F9.9A 20-10		F8/9.9B 23- 8		F8/9.9B 23-13		F9.9A 23- 9	688-82594-00	F50A 25-21
	F8/9.9B 20-10	6L2-81945-00	F50A 25- 7	682-82119-01	F50A 25-28		F8/9.9B 23-16	6E5-83558-00	F50A 14-34
6G8-81822-40-94	F9.9A 20-20	6G8-81948-02	F8/9.9B 21-26	703-82119-00	F50A 14-36	6G8-82550-10	F9.9A 21-19	6E5-83558-10	F50A 18-19
	F8/9.9B 20-20		F9.9A 21-28	6G8-82127-00	F8/9.9B 21-15		F8/9.9B 21-39		20-23
62Y-81822-00-94	F50A 24- 9		F8/9.9B 22-22		F9.9A 21-17	6G8-82550-20	F9.9A 21-19	6G8-83582-01	F8/9.9B 21-16
6E5-81824-00	F50A 23-10		23- 4	697-82127-01	F50A 14-24	6G8-82554-00	F9.9A 22-12		F9.9A 21-18
6E5-81826-10	F50A 23-15	6G9-81948-00	F8/9.9B 21-25	6H1-82148-00	F50A 13- 9		F8/9.9B 22-12		23-23
689-81826-10	F9.9A 20-15	6G8-81949-00	F9.9A 21-38		13-52		F9.9A 23-10		F8/9.9B 23-30
	F8/9.9B 20-15	6H2-81949-01	F50A 25-26	63D-82148-00	F50A 13- 3		F8/9.9B 23-17	62Y-83614-00	F50A 25-33
6E5-81830-10	F50A 23-13	61A-81949-00	F50A 25-27	6G8-82149-00	F8/9.9B 16-19	682-82556-00	F8/9.9B 21-18	63D-83672-00	F50A 14-35
6F5-81830-11	F9.9A 20-13	6H1-81950-00	F50A 25-23		F9.9A 16-20		F9.9A 21-37	437-83936-11	F50A 25-22
	F8/9.9B 20-13	6G1-81952-00	F9.9A 22- 2	6G8-82150-00	F9.9A 22- 9		23-21		25-30
688-81831-00	F50A 23-14		F8/9.9B 22- 2		F8/9.9B 22- 9		F8/9.9B 23-28	682-84381-00	F8/9.9B 11-32
689-81831-00	F9.9A 20-14		F9.9A 23- 2		F9.9A 23- 7	62Y-82560-01	F50A 24-13	6G8-85510-01	F9.9A 19- 2
	F8/9.9B 20-14		F8/9.9B 23- 9		F8/9.9B 23-14	63D-82563-10	F50A 25-31	6G9-85510-01	F8/9.9B 19- 2
6E5-81840-10	F50A 23- 7		F50A 25- 6	682-82151-00	F9.9A 22-10	6G8-82570-02	F9.9A 23-18	62Y-85510-01	F50A 22- 2
689-81840-11	F9.9A 20- 7	6G8-81953-00	F9.9A 22- 3		F8/9.9B 22-10		F8/9.9B 23-25	6G8-85525-00	F8/9.9B 21-10
	F8/9.9B 20- 7		F8/9.9B 22- 3		F9.9A 23- 8	6G8-82571-01	F9.9A 23-19		F9.9A 21-12
6E5-81847-10	F50A 23- 5		F9.9A 23- 3		F8/9.9B 23-15		F8/9.9B 23-26	6G8-85540-22	F9.9A 21- 1
689-81847-11	F9.9A 20- 5		F8/9.9B 23-10		F50A 25-20	6G8-82575-00	F8/9.9B 21-17	6G9-85540-21	F8/9.9B 21- 1
	F8/9.9B 20- 5	6G8-81960-A1	F8/9.9B 22-19	6G5-82152-00	F50A 25-18		F9.9A 21-36	62Y-85540-01	F50A 25- 1
6E5-81850-11	F50A 23- 2		23- 1	62X-82181-00	F50A 15-73	688-82575-01	F9.9A 23-20	62Y-85540-10	F50A 25- 1
689-81850-12	F9.9A 20- 2	6G8-81960-10	F9.9A 21-21	663-82317-01	F50A 22-14		F8/9.9B 23-27	6G8-85542-00	F8/9.9B 21- 8
	F8/9.9B 20- 2	6J8-81960-00	F8/9.9B 21-24	6G8-82370-20	F8/9.9B 21- 7	6G8-82580-00	F9.9A 23-13		F9.9A 21- 9
61H-81857-00	F50A 23-12	62Y-81960-10	F50A 25-10		F9.9A 21- 8		F8/9.9B 23-20	6G8-85550-01	F9.9A 19- 1
689-81857-11	F9.9A 20-12	6G8-82105-01	F9.9A 22- 7		F50A 24- 8	663-82581-01	F9.9A 23-22		F8/9.9B 19- 1
	F8/9.9B 20-12		F8/9.9B 22- 7	6G8-82504-00	F8/9.9B 21-14		F8/9.9B 23-29	6G8-85550-11	F9.9A 19- 1
6G8-81870-00	F9.9A 22- 6		F9.9A 23-15		F9.9A 21-16	688-82586-50	F9.9A 23-17		F8/9.9B 19- 1
	F8/9.9B 22- 6		F8/9.9B 23-22	62Y-82504-00	F50A 24-12		F8/9.9B 23-24	62Y-85550-01	F50A 22- 1
6G8-81916-00	F8/9.9B 21-11	6J8-82105-10	F8/9.9B 21-38	6G8-82510-00	F9.9A 23-24	6E5-82587-00	F50A 25-32	6G8-85561-00-94	F9.9A 19- 3
	F9.9A 21-13	62Y-82105-00	F50A 25-16		F8/9.9B 23-31	6E9-82588-00	F50A 24-14		F8/9.9B 19- 3
6G1-81941-10	F50A 25- 5	6E5-82117-00	F50A 25-17	6G8-82522-00	F8/9.9B 21-13	6G8-82590-00	F9.9A 23-14	62Y-85561-00-94	F50A 22- 3
6J0-81941-10	F9.9A 22- 1	6G8-82117-00	F9.9A 22- 8		F9.9A 21-15		F8/9.9B 23-21	6G8-85570-21	F8/9.9B 21- 3

NUMERICAL INDEX
INDEX NUMERIQUE

PART NO. NO. PIECES	MODEL REF. MODELE NO.	PART NO. NO. PIECES	MODEL REF. MODELE NO.	PART NO. NO. PIECES	MODEL REF. MODELE NO.	PART NO. NO. PIECES	MODEL REF. MODELE NO.	PART NO. NO. PIECES	MODEL REF. MODELE NO.
6G8-85570-21	F9.9A 21- 4	90116-08M28	F8/9.9B 12-45	90159-05M06	F8/9.9B 15-20	90185-22M11	F50A 13-17	90201-20M00	F8/9.9B 14-28
62Y-85570-00	F50A 24- 1		F9.9A 12-46		F9.9A 15-21	90201-06M00	F9.9A 2- 7	90201-21M18	F50A 22-18
6G8-85580-02	F9.9A 19- 5	90116-10175	F50A 14- 7	90159-06M05	F9.9A 4-17		F8/9.9B 2- 7	90201-22M03	F8/9.9B 12-17
	F8/9.9B 19- 5	90116-18M52	F50A 13-42		F8/9.9B 4-17	90201-06M31	F8/9.9B 11-15		F9.9A 12-18
62Y-85580-00	F50A 22- 5	90119-06M06	F8/9.9B 12-32	90159-06M08	F50A 24-18		F9.9A 11-16		F50A 13-16
62Y-85599-00	F50A 24-17		F9.9A 12-33	90170-06015	F8/9.9B 15-41		F8/9.9B 12-26	90201-22429	F50A 18-56
6E9-86111-01	F50A 6-36	90119-06M08	F50A 12- 5		F9.9A 15-42		F9.9A 12-27	90201-27M00	F50A 18-35
90101-08M15	F50A 14-26	90119-06M12	F9.9A 1- 5	90170-09M03	F50A 26- 5	90201-06M94	F9.9A 6-10	90201-30M00	F50A 14- 2
90101-08M88	F8/9.9B 12-63		F8/9.9B 1- 5	90170-12066	F9.9A 19-20		F8/9.9B 6-10	90201-31MA3	F9.9A 18-20
	F9.9A 12-66	90119-06M55	F9.9A 11- 4		F8/9.9B 19-20		15- 9	90202-06007	F9.9A 14-19
90101-09M01	F50A 26- 7		F8/9.9B 11- 4	90170-12138	F50A 18-38		F9.9A 15-10		F8/9.9B 14-19
90101-12M65	F50A 13-46	90119-06M56	F9.9A 11- 3	90170-16M01	F50A 20-41	90201-06049	F9.9A 14-18	90202-07M07	F50A 16-16
90105-06M33	F9.9A 7-14		F8/9.9B 11- 3	90170-18M10	F50A 13-43		F8/9.9B 14-18	90202-10M03	F9.9A 16- 7
	F8/9.9B 7-14	90119-08M01	F50A 1- 4	90170-20137	F50A 22-17	90201-08MA4	F8/9.9B 12-66		F8/9.9B 16- 7
	16-16	90119-08M14	F50A 20-38	90170-24M09	F9.9A 6- 4		F9.9A 12-69	90202-12060	F50A 19- 3
	F9.9A 16-17		30-28		F8/9.9B 6- 4	90201-08M12	F8/9.9B 12-46		21- 3
90105-08M36	F9.9A 1-30	90119-08M15	F50A 18-29	90170-35M32	F50A 8-15		F9.9A 12-47	90202-20M33	F9.9A 14-30
	F8/9.9B 1-30		29-27	90171-10M01	F8/9.9B 18-12	90201-083J8	F50A 15-82		F8/9.9B 14-30
90105-08M37	F9.9A 1-29	90119-08M18	F9.9A 1- 4	90171-10M07	F9.9A 18-16	90201-10M01	F8/9.9B 18-20	90202-21100	F50A 14-13
	F8/9.9B 1-29		F8/9.9B 1- 4		F8/9.9B 18-17	90201-10M02	F8/9.9B 18-18	90206-08M13	F8/9.9B 11-17
90105-08M61	F50A 18-44	90119-08M33	F50A 20-37	90171-16011	F50A 19-23	90201-10M06	F50A 8- 5		F9.9A 11-18
90105-10M67	F50A 21-13		30-29		21-18	90201-10M20	F50A 26- 3	90206-10M15	F8/9.9B 12-12
90109-06M25	F8/9.9B 12- 9	90119-08M76	F50A 23-18	90179-06M24	F50A 11- 3	90201-10M63	F50A 26- 8		F9.9A 12-13
	F9.9A 12-10	90119-08M77	F50A 23-19	90179-06066	F50A 14-21	90201-10M76	F9.9A 13-28	90206-12052	F9.9A 15- 7
90109-06M30	F50A 16-30	90119-08M79	F50A 17-14	90179-08M06	F9.9A 17-29	90201-12M16	F50A 14-12		F8/9.9B 15- 7
90109-06M64	F50A 8-12	90119-08M82	F50A 17-15		F8/9.9B 17-36	90201-12426	F50A 13-48	90206-20M14	F9.9A 14-27
90109-06M65	F50A 2-12	90119-08M84	F50A 19-11	90185-05904	F9.9A 18-10	90201-12472	F9.9A 19-21		F8/9.9B 14-27
90109-08M63	F50A 4-15		21- 9		F50A 20-15		F8/9.9B 19-21	90209-45M09	F8/9.9B 12-34
90109-12261	F50A 14-15	90119-09M00	F50A 2-16	90185-08045	F50A 14-28	90201-13M19	F50A 14-14		F9.9A 12-35
90116-06M15	F9.9A 4- 7	90142-05M06	F50A 18-12	90185-09M01	F50A 26- 4	90201-13201	F9.9A 6- 8	90240-05M19	F50A 12-12
	F8/9.9B 4- 7	90149-05M05	F9.9A 23-27	90185-10051	F50A 14- 8		F8/9.9B 6- 8	90243-04M01	F9.9A 12- 4
90116-06M26	F9.9A 5-29		F8/9.9B 23-34	90185-20M03	F9.9A 14-29	90201-17M00	F50A 21-17		F8/9.9B 12- 4
	F8/9.9B 5-29	90151-05M00	F50A 20-14		F8/9.9B 14-29	90201-17682	F9.9A 17-33	90249-05M30	F50A 12-10
90116-08M14	F50A 24-19	90157-06M04	F8/9.9B 16-32	90185-22M11	F8/9.9B 12-18		F8/9.9B 17-40	90249-06M19	F50A 13-25
90116-08M19	F9.9A 16-36		F9.9A 16-33		F9.9A 12-19	90201-20M00	F9.9A 14-28	90249-06M20	F9.9A 13-11

NUMERICAL INDEX
INDEX NUMERIQUE

PART NO. NO. PIECES	MODEL REF. MODELE NO.	PART NO. NO. PIECES	MODEL REF. MODELE NO.	PART NO. NO. PIECES	MODEL REF. MODELE NO.	PART NO. NO. PIECES	MODEL REF. MODELE NO.	PART NO. NO. PIECES	MODEL REF. MODELE NO.
90249-06M20	F8/9.9B 13-11	90386-05M54	F9.9A 15-11	90387-06M15	F8/9.9B 11- 5	90430-12072	F50A 19- 4	90445-11M66	F9.9A 1-21
90249-07M29	F50A 8-10	90386-05002	F50A 12-13	90387-06M20	F9.9A 13-17		21- 4		F8/9.9B 1-21
90250-05010	F9.9A 17-38	90386-07M58	F50A 16-11		F8/9.9B 13-17	90430-14115	F50A 1- 9	90445-16M00	F50A 5-22
	F8/9.9B 17-45	90386-08M49	F8/9.9B 11-14	90387-06M40	F50A 12-27		27- 2	90445-20ME5	F8/9.9B 15-13
90250-06023	F50A 18-61		F9.9A 11-15	90387-06M45	F50A 16-25	90445-05ME6	F8/9.9B 11-24		F9.9A 15-14
90250-07M02	F50A 20-48	90386-10M16	F50A 13-21	90387-06M58	F8/9.9B 15-25		F9.9A 11-25	90445-24M00	F8/9.9B 15-13
90266-04M04	F9.9A 10- 5	90386-10M70	F9.9A 16- 5		F9.9A 15-26	90445-07MF1	F50A 14-33		F9.9A 15-14
	F8/9.9B 10- 5		F8/9.9B 16- 5	90387-06M69	F50A 12- 4	90445-07M31	F50A 18-18	90446-10M02	F8/9.9B 21-19
90266-06M02	F50A 11- 9	90386-10009	F50A 16-29	90387-06M70	F50A 5- 6		20-22		F9.9A 21-20
90269-02M09	F9.9A 14-23	90386-10025	F50A 13-22		F9.9A 21-24	90445-07M38	F50A 5- 9	90460-38M06	F8/9.9B 12-48
	F8/9.9B 14-23	90386-12069	F9.9A 15- 6		F8/9.9B 21-29	90445-09M00	F9.9A 9-26		F9.9A 12-49
90280-03M01	F9.9A 6- 7		F8/9.9B 15- 6		22-26		F8/9.9B 9-26	90464-07M41	F50A 24- 3
	F8/9.9B 6- 7	90386-18M35	F50A 13-40		23-48	90445-09078	F9.9A 1-27	90464-09M43	F50A 12-34
90280-03M03	F50A 20-29	90386-18M44	F50A 13-45	90387-06M71	F9.9A 19-18		F8/9.9B 1-27	90464-10M32	F50A 5-11
	30-30	90386-18M92	F50A 13-39		F8/9.9B 19-18		F9.9A 4-31	90464-16039	F50A 25-29
90280-03024	F9.9A 17-14	90386-20M94	F9.9A 13- 8	90387-06M72	F8/9.9B 11-16		F8/9.9B 4-31	90465-06M28	F50A 24- 2
	F8/9.9B 17-20		F8/9.9B 13- 8		F9.9A 11-17		F9.9A 9- 6	90465-08028	F9.9A 4-33
	F50A 18-25	90386-22M15	F50A 13-15	90387-06M73	F9.9A 23-34		F8/9.9B 9- 6		F8/9.9B 4-33
	F9.9A 25-24	90386-22M92	F8/9.9B 12-15		F8/9.9B 23-42		F9.9A 9-24		F9.9A 4-34
	F8/9.9B 25-24		F9.9A 12-16	90387-10M42	F50A 26- 6		F8/9.9B 9-24		F8/9.9B 4-34
	F50A 29-29	90386-22M93	F8/9.9B 12-16	90387-13M56	F9.9A 3-14	90445-09163	F8/9.9B 11- 8		F50A 14-31
90280-04M06	F50A 8-16		F9.9A 12-17		F8/9.9B 3-14		F9.9A 11- 9		F8/9.9B 21-20
	27-17	90386-30M60	F50A 14- 6	90401-20M00	F50A 1-16	90445-09252	F50A 1-14		F9.9A 21-32
90280-16053	F9.9A 19-19	90386-30M77	F50A 14- 4	90430-06014	F50A 2-11	90445-093J2	F9.9A 9-21	90465-11M10	F50A 5-10
	F8/9.9B 19-19	90386-30M78	F50A 14- 3		2-13		F8/9.9B 9-21		5-21
90282-04010	F50A 20-62	90386-33M56	F9.9A 14-26		27- 6	90445-10M14	F50A 5-18		5-23
90338-04M17	F50A 5-29		F8/9.9B 14-26	90430-08020	F9.9A 17- 5	90445-10M18	F50A 5-27		5-25
90338-05M03	F50A 12-35	90386-37M47	F8/9.9B 12-36		F8/9.9B 17-10	90445-10M33	F50A 5-15		13-53
90340-08M04	F9.9A 17- 4		F9.9A 12-37		F50A 18- 8	90445-10M34	F50A 10- 4		14-32
	F8/9.9B 17- 9	90386-37M48	F8/9.9B 12-38		20-11	90445-10M48	F50A 10-14		18-20
	F50A 18- 7		F9.9A 12-39		F9.9A 25- 8	90445-10M78	F9.9A 11-34		20-24
	20- 9	90387-06M09	F9.9A 13- 1		F8/9.9B 25- 8		F8/9.9B 11-34	90465-13M11	F50A 14-38
90340-14M06	F50A 1- 8		F8/9.9B 13- 1		F50A 29- 9	90445-10M85	F50A 5-16		F8/9.9B 21-23
90344-51M01	F50A 1- 7	90387-06M15	F50A 5-31		30- 9	90445-11M52	F9.9A 4-30		F9.9A 21-35
90386-05M54	F8/9.9B 15-10		F9.9A 11- 5	90430-08143	F50A 2-31		F8/9.9B 4-30	90465-13M36	F50A 5-13

NUMERICAL INDEX
INDEX NUMERIQUE

PART NO. NO. PIECES	MODEL REF. MODELE NO.	PART NO. NO. PIECES	MODEL REF. MODELE NO.	PART NO. NO. PIECES	MODEL REF. MODELE NO.	PART NO. NO. PIECES	MODEL REF. MODELE NO.	PART NO. NO. PIECES	MODEL REF. MODELE NO.
90467-08004	F9.9A 9- 7	90501-12M40	F9.9A 3-15	91490-25020	F8/9.9B 15-36	92990-05200	F8/9.9B 15- 5	92990-06600	F50A 2-35
	F8/9.9B 9- 7		F8/9.9B 3-15		F9.9A 15-37	92990-05600	F9.9A 4-15		F9.9A 4- 3
	F9.9A 9-22	90501-12M41	F9.9A 3-16	91490-30020	F8/9.9B 18-13		F8/9.9B 4-15		F8/9.9B 4- 3
	F8/9.9B 9-22		F8/9.9B 3-16	91490-30030	F8/9.9B 18-13		F50A 6-15		F9.9A 4- 9
90467-09M03	F50A 10- 5	90501-14M06	F9.9A 17-40		F9.9A 18-17		F9.9A 7- 6		F8/9.9B 4- 9
	10-15		F8/9.9B 17-47		F50A 19-24		F8/9.9B 7- 6		F50A 5- 8
90467-10M04	F50A 5-14	90501-14M08	F50A 14-20	91490-40030	F50A 21-19		F50A 11- 6		5-33
	10-16	90501-16M01	F50A 18-59	91690-30012	F9.9A 12-64		F9.9A 14- 9		5-35
	10-34	90501-16233	F50A 20-46		F50A 13-31		F8/9.9B 14- 9		F9.9A 6-19
	F9.9A 11-38	90501-18M00	F8/9.9B 12-25	91690-30020	F50A 13-23		15-44		F8/9.9B 6-19
	F8/9.9B 11-38		F9.9A 12-26	91690-40010	F50A 15-22		F9.9A 15-45		F9.9A 6-24
90467-11044	F50A 15-56	90501-23M42	F9.9A 14-16	91790-05020	F8/9.9B 15-43		F50A 17-18		F8/9.9B 6-24
90467-15M14	F50A 5-37		F8/9.9B 14-16		F9.9A 15-44		F9.9A 19- 8		F9.9A 6-26
90468-07M06	F50A 16-13	90502-16M02	F50A 13-32	92907-04600	F50A 2-23		F8/9.9B 19- 8		F8/9.9B 6-26
90468-18008	F50A 16-14	90506-14M24	F50A 13-26	92990-04100	F9.9A 5-23		F50A 22- 8		F50A 8-22
	16-32	90506-26M01	F8/9.9B 13-20		F8/9.9B 5-23		F9.9A 23-30		F9.9A 8-41
90480-09M12	F50A 12- 3	90506-26M07	F8/9.9B 13-20		F9.9A 5-38		F8/9.9B 23-37		F8/9.9B 8-41
90480-09M35	F9.9A 11- 2	90506-29M16	F9.9A 13-21		F8/9.9B 5-38	92990-06200	F9.9A 8-28		F50A 9- 5
	F8/9.9B 11- 2	90508-18M33	F9.9A 13- 7		F9.9A 23-26		F8/9.9B 8-28		9- 8
90480-11224	F50A 5-24		F8/9.9B 13- 7		F8/9.9B 23-33		F9.9A 10- 8		9-17
90480-12072	F50A 22-15	90508-23M36	F50A 8- 9		F9.9A 24-28		F8/9.9B 10- 8		F9.9A 9-19
90480-13M24	F50A 12-26	90890-44373	F9.9A 8-18		F8/9.9B 24-28	92990-06300	F9.9A 18- 6		F8/9.9B 9-19
	F9.9A 21-25		F8/9.9B 8-18	92990-04200	F9.9A 4-25		F8/9.9B 18- 6		F50A 10- 3
	F8/9.9B 21-30	91318-04025	F50A 15-37		F8/9.9B 4-25	92990-06600	F50A 1- 6		10-33
	22-27	91490-16010	F8/9.9B 11-31		F9.9A 9-13		F9.9A 1-13		F8/9.9B 11-20
	23-49		F9.9A 11-32		F8/9.9B 9-13		F8/9.9B 1-13		F9.9A 11-21
90480-15M31	F9.9A 19-17		F50A 12-11	92990-04600	F50A 6-24		F9.9A 1-15		F8/9.9B 11-26
	F8/9.9B 19-17		12-14	92990-05100	F9.9A 8-20		F8/9.9B 1-15		F9.9A 11-27
90480-19031	F8/9.9B 11-23		F9.9A 15- 4		F8/9.9B 8-20		F50A 1-21		F8/9.9B 12-11
	F9.9A 11-24		F8/9.9B 15- 4		F9.9A 19- 7		F9.9A 1-33		F9.9A 12-12
90480-25161	F8/9.9B 21- 4		15-45		F8/9.9B 19- 7		F8/9.9B 1-33		F50A 12-19
	F9.9A 21- 5		F9.9A 15-46		F50A 22- 7		F50A 2- 9		12-24
	F50A 24- 4		F50A 16-23		F9.9A 23-29		2-18		12-33
90501-10071	F9.9A 12-65	91490-16020	F9.9A 8-29		F8/9.9B 23-36		2-26		F8/9.9B 12-42
90501-12M00	F50A 16- 9		F8/9.9B 8-29	92990-05200	F9.9A 15- 5		2-29		F9.9A 12-43

NUMERICAL INDEX
INDEX NUMERIQUE

PART NO. NO. PIECES	MODEL REF. MODELE NO.	PART NO. NO. PIECES	MODEL REF. MODELE NO.	PART NO. NO. PIECES	MODEL REF. MODELE NO.	PART NO. NO. PIECES	MODEL REF. MODELE NO.	PART NO. NO. PIECES	MODEL REF. MODELE NO.
92990-06600	F8/9.9B 12-57	92990-06600	F9.9A 21- 7	92990-08100	F50A 24-21	92995-06100	F9.9A 21-30	93101-25M24	F9.9A 24-11
	F9.9A 12-58		21-11	92990-08200	F50A 16-12		F8/9.9B 21-36		F8/9.9B 24-11
	F8/9.9B 12-59		F8/9.9B 21-22	92990-08600	F9.9A 8-37		22-24	93101-25M57	F50A 18-32
	F9.9A 12-60		F9.9A 21-23		F8/9.9B 8-37		23- 6		29-14
	13- 4		21-27		12-44		F50A 24- 6	93102-08414	F50A 15-81
	F8/9.9B 13- 4		F8/9.9B 21-28		F9.9A 12-45		25- 3	93102-18M21	F9.9A 6-12
	F50A 13-11		F9.9A 21-31		F8/9.9B 12-64		25-12		F8/9.9B 6-12
	F8/9.9B 13-25		F8/9.9B 21-33		F9.9A 12-67	92995-08100	F50A 14-19		F9.9A 24-12
	F50A 13-51		F9.9A 21-34		F8/9.9B 16-27		14-30		F8/9.9B 24-12
	F9.9A 14-12		F8/9.9B 21-34		F9.9A 16-28		19-14	93102-30M22	F9.9A 2- 2
	F8/9.9B 14-12		21-37		16-38		19-17		F8/9.9B 2- 2
	F9.9A 14-14		F9.9A 22- 5		18- 3	92995-08600	F50A 10-12		F9.9A 24-10
	F8/9.9B 14-14		F8/9.9B 22- 5		F8/9.9B 18- 3		23-17		F8/9.9B 24-10
	F9.9A 15- 9		F50A 22-10		F9.9A 20-17		24-11	93102-35M47	F50A 3- 2
	F8/9.9B 15-18		F9.9A 22-14		F8/9.9B 20-17	92995-18600	F50A 13-44		27-11
	F9.9A 15-19		F8/9.9B 22-14		F9.9A 20-19	93101-13M27	F9.9A 16- 9	93102-37M40	F50A 8- 1
	F8/9.9B 15-39		22-21		F8/9.9B 20-19		F8/9.9B 16- 9		27-16
	F9.9A 15-40		22-25	92990-10100	F50A 19- 9		F9.9A 25- 5	93102-43M42	F50A 3- 1
	F50A 16- 4		22-29		21- 7		F8/9.9B 25- 5		27-10
	16- 6		23- 3	92990-10600	F50A 19-10	93101-17054	F9.9A 17-45	93104-16M01	F50A 17- 2
	F9.9A 16-12		F9.9A 23- 5		21- 8		F8/9.9B 17-51		29- 4
	F8/9.9B 16-21		F8/9.9B 23- 7	92990-12200	F50A 13-47		F9.9A 25-12		30- 4
	F9.9A 16-22		F9.9A 23-12	92990-16200	F50A 19-22		F8/9.9B 25-12	93106-09014	F50A 18-15
	F50A 17- 6		F8/9.9B 23-12	92995-06100	F9.9A 5-18	93101-20048	F9.9A 17-18		20-18
	17- 9		23-19		F8/9.9B 5-18		F8/9.9B 17-25		29-10
	F9.9A 17-22		F9.9A 23-36		F9.9A 7-11		F9.9A 25-10		30-11
	F8/9.9B 17-29		F8/9.9B 23-44		F8/9.9B 7-11		F8/9.9B 25-10	93210-06519	F50A 15-23
	F9.9A 17-48		23-51		F9.9A 8-16	93101-22067	F50A 18-50		15-45
	19-10		F50A 24- 7		F8/9.9B 8-16		29-18	93210-06632	F50A 15-64
	F8/9.9B 19-10		24-16		F9.9A 9-18	93101-23070	F50A 20-31	93210-07540	F50A 15-65
	F9.9A 19-12		25- 4		F8/9.9B 9-18		30-13		18-53
	F8/9.9B 19-12		25- 9		F50A 12-23	93101-25M03	F50A 20-61		20-52
	F50A 20-20		25-13		12-32		30-18		29-19
	F9.9A 21- 3		25-15		13- 8	93101-25M24	F9.9A 2- 3	93210-08M60	F9.9A 16- 4
	F8/9.9B 21- 6		25-25		15-30		F8/9.9B 2- 3		F8/9.9B 16- 4

NUMERICAL INDEX
INDEX NUMERIQUE

PART NO. NO. PIECES	MODEL REF. MODELE NO.	PART NO. NO. PIECES	MODEL REF. MODELE NO.	PART NO. NO. PIECES	MODEL REF. MODELE NO.	PART NO. NO. PIECES	MODEL REF. MODELE NO.	PART NO. NO. PIECES	MODEL REF. MODELE NO.
93210-08M60	F9.9A 25- 4	93210-18397	F50A 15-60	93210-46044	F50A 30-14	93317-22204	F50A 18-49	93606-12019	F9.9A 16-10
	F8/9.9B 25- 4	93210-20M65	F9.9A 9-20		30-27	93317-325U0	F50A 20-60		F8/9.9B 16-10
93210-09M01	F9.9A 6-16		F8/9.9B 9-20	93210-48MG8	F50A 18-33	93332-000U3	F50A 20- 6		16-25
	F8/9.9B 6-16	93210-25070	F9.9A 1-47		29-15	93332-000W7	F50A 20- 8		F9.9A 16-26
	F9.9A 6-22		F8/9.9B 1-47	93210-48214	F50A 15-10	93332-00001	F50A 18- 6		16-39
	F8/9.9B 6-22		F50A 2-37	93210-49046	F50A 20-17	93332-00003	F50A 18-40		17-20
	F9.9A 24-18		10-31		30-10	93332-00005	F9.9A 17- 6		F8/9.9B 17-27
	F8/9.9B 24-18		F9.9A 24- 8	93210-52582	F50A 15-83		F8/9.9B 17-12		F9.9A 18- 1
93210-09350	F50A 15-41		F8/9.9B 24- 8	93210-56M80	F8/9.9B 17-53	93341-313U3	F9.9A 17-28		F8/9.9B 18- 1
93210-10M61	F9.9A 6-15		F50A 27- 9		25-14	93341-414V1	F8/9.9B 17-35		F50A 19- 7
	F8/9.9B 6-15		27-21	93210-57M09	F8/9.9B 17-52	93410-18M02	F50A 13-41		21- 5
	F9.9A 24-17	93210-27ME3	F9.9A 6-14		25-13	93410-28M06	F50A 14-10	93608-12M05	F50A 9- 9
	F8/9.9B 24-17		F8/9.9B 6-14	93210-59MG7	F50A 18-24	93430-04M03	F9.9A 23-35	93608-16M16	F50A 5-36
93210-11M59	F9.9A 1-35	93210-29M94	F50A 14- 5		29-12		F8/9.9B 23-43	93700-06M03	F8/9.9B 12-22
	F8/9.9B 1-35	93210-29375	F50A 15- 7		29-25	93430-04301	F50A 7-21		F9.9A 12-23
	F9.9A 24- 6		15-25	93210-69MG6	F50A 18-48	93450-09M01	F9.9A 1-24		F50A 13-13
	F8/9.9B 24- 6	93210-30MH4	F50A 5- 4		29-17		F8/9.9B 1-24		F9.9A 14- 5
93210-12MG9	F50A 8-19		27-14	93210-74MG5	F50A 18-47		F50A 2- 4		F8/9.9B 14- 5
	27-19		28-13		29-16	93450-10M04	F9.9A 18-21	94701-00282	F9.9A 1-48
93210-12M62	F9.9A 7- 2	93210-32738	F50A 10- 9	93210-74M68	F9.9A 17-46	93450-10M05	F8/9.9B 18-21		F8/9.9B 1-48
	F8/9.9B 7- 2	93210-33MG4	F50A 18-16		25-13	93450-15023	F9.9A 2-12	94701-00300	F8/9.9B 1-48
93210-13M63	F9.9A 1-45		29-11	93210-74316	F9.9A 17-42		F8/9.9B 2-12	94701-00375	F50A 2-38
	F8/9.9B 1-45	93210-33MH2	F50A 8-18		25-14	93450-17129	F50A 3-11	95024-06025	F9.9A 19- 4
	F9.9A 6-17		27-18	93210-85M97	F50A 20-59	93503-16003	F50A 15-18		F8/9.9B 19- 4
	F8/9.9B 6-17	93210-35M86	F50A 5- 2		30-17	93505-16024	F50A 16-10		F50A 22- 4
	F9.9A 24- 7		5-30	93306-001U1	F50A 18-45	93505-32038	F50A 15-59	95303-04600	F8/9.9B 15-28
	F8/9.9B 24- 7		27-12	93306-00519	F9.9A 17-43	93604-08062	F9.9A 17- 3		F9.9A 15-29
93210-14515	F50A 8-20		27-15		F8/9.9B 17-49		F8/9.9B 17- 3	95304-08700	F9.9A 8-11
	9-15		28-14	93306-207U0	F50A 20-56		F50A 18-28		F8/9.9B 8-11
	27-20	93210-37M67	F8/9.9B 12-37	93315-213V4	F9.9A 17- 7	93604-10M03	F50A 20-36	95380-03600	F50A 10-27
93210-16M64	F9.9A 7-16		F9.9A 12-38	93315-314V8	F8/9.9B 17-13	93605-10108	F50A 15-63	95380-05600	F50A 10-29
	F8/9.9B 7-16	93210-38MH3	F50A 5- 3	93315-317U2	F9.9A 17-44	93605-14143	F50A 8- 4		18-13
	F9.9A 25- 3		27-13		F8/9.9B 17-50	93605-15065	F8/9.9B 12-31		F9.9A 23-28
	F8/9.9B 25- 3	93210-44383	F50A 15- 9	93315-32224	F50A 18- 3		F9.9A 12-32		F8/9.9B 23-35
93210-16275	F50A 26-10	93210-46044	F50A 20-32	93315-325V1	F50A 20- 3	93606-12019	F50A 9-12	95380-05700	F50A 16-20

NUMERICAL INDEX
INDEX NUMERIQUE

PART NO. NO. PIECES	MODEL REF. MODELE NO.	PART NO. NO. PIECES	MODEL REF. MODELE NO.	PART NO. NO. PIECES	MODEL REF. MODELE NO.	PART NO. NO. PIECES	MODEL REF. MODELE NO.	PART NO. NO. PIECES	MODEL REF. MODELE NO.
95380-06600	F50A 12-21	95895-06016	F50A 12-25	97095-06010	F50A 13-10	97095-06016	F8/9.9B 21-32	97095-06030	F9.9A 1-14
	F9.9A 13-24	95895-06020	F9.9A 18- 5		13-27	97095-06020	F50A 2-28		F8/9.9B 1-14
95380-06700	F9.9A 4- 2		F8/9.9B 18- 5		13-37		12-18		F50A 5-32
	F8/9.9B 4- 2	95895-06030	F50A 16-26		13-50		16- 3		F9.9A 6-25
	F9.9A 4-10	95895-08020	F50A 8-11		F8/9.9B 17- 7		F9.9A 16-11		F8/9.9B 6-25
	F8/9.9B 4-10	95895-10040	F50A 8- 6	97095-06012	F9.9A 8-40		17-47		F50A 10-32
	F9.9A 10- 7	97013-05012	F9.9A 8-19		F8/9.9B 8-40		21- 2		F8/9.9B 15-24
	F8/9.9B 10- 7		F8/9.9B 8-19		12-41		21-10		F9.9A 15-25
	12-60	97013-06012	F8/9.9B 21-21		F9.9A 12-42		21-29		F50A 24- 5
	F9.9A 12-61		F9.9A 21-33		F8/9.9B 16-20	F8/9.9B 21-35		97095-06040	F50A 8-21
	13- 3		22- 4		F9.9A 16-21		22-23		F9.9A 14-13
	F8/9.9B 13- 3		22-13		F8/9.9B 22- 4		23- 5		F8/9.9B 14-13
	F9.9A 14-20		23- 4		22-13		F50A 25- 2	97095-06045	F9.9A 4- 8
	F8/9.9B 14-20		23-11		23-11	97095-06025	F9.9A 1-12		F8/9.9B 4- 8
	15-42	97013-06020	F50A 2- 8		23-18		F8/9.9B 1-12		12-56
	F9.9A 15-43		2-25		F50A 24-15		F50A 5-34		F9.9A 12-57
	21-26	97013-06025	F50A 2-17		25-14		F9.9A 6-18		F50A 17- 5
	F8/9.9B 21-31		9- 4		25-34		F8/9.9B 6-18		F9.9A 17-21
	22-28	97013-08025	F9.9A 20-16	97095-06014	F8/9.9B 15-38		F50A 9-16		F8/9.9B 17-28
	23-50	97013-08030	F9.9A 8-36		F9.9A 15-39		10- 2		F9.9A 25-19
95380-08600	F50A 10-13		F8/9.9B 8-36		F50A 25- 8		F8/9.9B 12-28		F8/9.9B 25-19
	F9.9A 16-37	97014-06016	F50A 9- 7	97095-06016	F50A 2-34		F9.9A 12-29	97095-06090	F50A 5- 7
	F50A 24-20	97014-06035	F50A 1- 5		F9.9A 6- 9		F50A 13- 7	97095-06095	F8/9.9B 12-58
95380-10700	F9.9A 13-27		1-20		F8/9.9B 6- 9		F9.9A 14-11		F9.9A 12-59
	16- 6		F9.9A 1-32		11-13		F8/9.9B 14-11	97095-06135	F9.9A 13- 2
	F8/9.9B 16- 6		F8/9.9B 1-32		F9.9A 11-14		F50A 16- 5		F8/9.9B 13- 2
95380-12600	F50A 13-49	97075-10040	F50A 19- 8		F8/9.9B 11-19		17- 8	97095-08014	F50A 2-30
95380-12800	F50A 14-16		21- 6		F9.9A 11-20		F8/9.9B 21- 5		10-11
95680-06100	F8/9.9B 12-10	97095-05012	F9.9A 14- 8		F8/9.9B 11-25		F9.9A 21- 6	97095-08016	F9.9A 20-18
	F9.9A 12-11		F8/9.9B 14- 8		F9.9A 11-26		21-22		F8/9.9B 20-18
95780-05300	F50A 11- 7	97095-05016	F50A 11- 5		15- 8		F8/9.9B 21-27		F50A 23-16
95780-08300	F8/9.9B 12-51	97095-06008	F8/9.9B 13-24		F8/9.9B 15-17		22-20	97095-08020	F50A 19-16
	F9.9A 12-52	97095-06010	F50A 2-10		F9.9A 15-18		23- 2	97095-08025	F50A 14-18
	F8/9.9B 12-65		F9.9A 7-10		F50A 15-29		F50A 25-11		19-13
	F9.9A 12-68		F8/9.9B 7-10		20-19		25-24		F8/9.9B 20-16

NUMERICAL INDEX
INDEX NUMERIQUE

PART NO. NO. PIECES	MODEL REF. MODELE NO.	PART NO. NO. PIECES	MODEL REF. MODELE NO.	PART NO. NO. PIECES	MODEL REF. MODELE NO.	PART NO. NO. PIECES	MODEL REF. MODELE NO.	PART NO. NO. PIECES	MODEL REF. MODELE NO.
97095-08030	F8/9.9B 12-43	97880-05020	F50A 15-77	98580-05016	F50A 17-17	99510-10114	F8/9.9B 1-31		
	F9.9A 12-44	97880-06018	F9.9A 5-17	98580-05525	F9.9A 1-43	99530-08012	F50A 1- 3		
	F50A 14-29		F8/9.9B 5-17		F8/9.9B 1-43		2-15		
97095-08035	F9.9A 18- 2	97880-06030	F9.9A 14-17	98580-06016	F9.9A 13-23		F9.9A 19-13		
	F8/9.9B 18- 2		F8/9.9B 14-17	98580-06020	F9.9A 19-11		F8/9.9B 19-13		
	F50A 24-10	97885-06008	F50A 13- 4		F8/9.9B 19-11		F50A 22-11		
97095-08040	F8/9.9B 16-26	97885-06016	F50A 14-23	98580-06025	F9.9A 9-17				
	F9.9A 16-27		14-37		F8/9.9B 9-17				
97095-10020	F9.9A 13-26	97890-05006	F9.9A 5-32		F50A 12-22				
97313-06050	F9.9A 6-23		F8/9.9B 5-32		12-31				
	F8/9.9B 6-23		F50A 6- 2		F9.9A 19- 9				
97315-06025	F9.9A 8-15	97980-04108	F50A 6-32		F8/9.9B 19- 9				
	F8/9.9B 8-15	97980-04110	F50A 7-10		F50A 22- 9				
97513-06216	F8/9.9B 15- 8	97980-04112	F50A 7-20	98780-03008	F9.9A 9-11				
97595-06520	F9.9A 1-20		28- 9		F8/9.9B 9-11				
	F8/9.9B 1-20	98507-04010	F50A 2-22	98780-05016	F9.9A 14- 3				
	F9.9A 1-41		F9.9A 4-28		F8/9.9B 14- 3				
	F8/9.9B 1-41		F8/9.9B 4-28	98780-05525	F9.9A 18- 9				
	F9.9A 9- 3	98517-04012	F50A 15-78	98813-03100	F9.9A 5-40				
	F8/9.9B 9- 3	98580-04010	F9.9A 5-37		F8/9.9B 5-40				
	16-11		F8/9.9B 5-37	98980-04006	F50A 7-29				
	17-54	98580-04014	F9.9A 9-12	98980-04008	F9.9A 23-25				
	21- 2		F8/9.9B 9-12		F8/9.9B 23-32				
	21- 9	98580-04016	F9.9A 5-22	98980-06008	F8/9.9B 21-12				
97607-05210	F50A 15-55		F8/9.9B 5-22		F9.9A 21-14				
97780-40112	F9.9A 4-20		F9.9A 24-27	99001-08600	F50A 18-54				
	F8/9.9B 4-20		F8/9.9B 24-27		20-53				
	F9.9A 4-24	98580-05012	F9.9A 7- 5	99009-35500	F50A 15-13				
	F8/9.9B 4-24		F8/9.9B 7- 5	99080-05600	F9.9A 13-12				
	F9.9A 4-27		18- 8		F8/9.9B 13-12				
	F8/9.9B 4-27		F9.9A 19- 6		13-19				
	F9.9A 17-10		F8/9.9B 19- 6		F9.9A 13-20				
	F8/9.9B 17-16		F50A 22- 6	99510-10114	F9.9A 1- 3				
97780-50110	F9.9A 17-52	98580-05016	F9.9A 4-14		F8/9.9B 1- 3				
	F8/9.9B 17-58		F8/9.9B 4-14		F9.9A 1-31				

This image shows a single sheet of white paper with horizontal ruling lines. The lines are evenly spaced and run across the width of the page. There are no margins, text, or other markings on the paper.

*COPYRIGHT : All rights reserved. No part of this publication
may be reproduced without permission.*

DROIT DE COPIE : TOUS DROITS RESERVES.

*TOUTE PARTIE DE CETTE PUBLICATION NE
PEUT ETRE REPRODUITE SANS AUTORISATION.*

PRINTED ON RECYCLED PAPER
IMPRIME SUR PAPIER RECYCLE

YAMAHA
YAMAHA MOTOR CO., LTD.
2500 SHINGAI IWATA SHIZUOKA JAPAN
SERVICE INFORMATION DIV.

Printed in Japan
First edition SEP., 1996
T6

IMPRIME AU JAPON
Première édition SEP., 1996
T6