

**PARTS  
CATALOGUE  
CATALOGUE  
DE PIÈCES  
DÉTACHÉES**

**F8B '95 (6J7)**

**F9.9B'95 (6G9)**

**YAMAHA**  
**GENUINE**  
Parts & Accessories

2T6G9-300F1

# FOREWORD

This Parts Catalogue is related to the parts for the model(s) in the below frame. When you are ordering replacement parts, please refer to this Parts Catalogue and quote both part numbers and part names correctly.

F8B '95 (6J7), F9.9B '95 (6G9)

1. Modifications or additions which have been made after issue of the Parts Catalogue will be announced in the Yamaha Parts News.  
It is advisable that you make necessary corrections to the Parts Catalogue according to the Yamaha Parts News.

## 2. Abbreviations

The following abbreviations are used in this Parts Catalogue.

"UR"	Use specified parts number.	"M"	Manual start model
"UN"	Use as many as needed.	"E"	Electric start model
"AP"	Alternate Parts	"PTT"	Power Trim & Tilt model
"LM"	Local Made (Parts need to be ordered locally)	"H/T"	Hydro Tilt model
"O/S"	Over Size	"M/T"	Manual Tilt model
		"T.H/D"	Tiller Handle model

3. Parts, which are to be supplied in an assembly, are listed with a dot (.) in front of the part name as shown below.

### EXAMPLE

CARBURETOR ASSY  
. JET, PILOT  
. NOZZLE, MAIN

## 4. Number of component for assembly

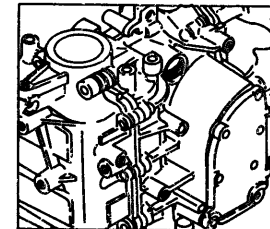
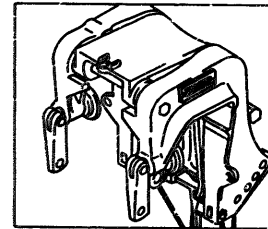
The numeral appearing to the right of each component part indicates the quantity of parts for each assembly unit.

### EXAMPLE

PART NO.	DESCRIPTION	Q'TY	REMARKS
6E0-85500-70	C.D.I. MAGNETO ASSY	1	
6E0-85550-70	. ROTOR ASSY	1	
6E0-15723-00-94	. . PULLY, STARTER	1	

## 5. Applicable Serial No. and Color Code

Engine Serial No.	F8BM	S : 000350	~
		L : 301366	~
	F8BE	S : 100249	~
		L : 400818	~
	F8BEM	S : 200148	~
		L : 500656	~
	F9.9BM	S : 009053	~
		L : 306647	~
	F9.9BE	S : 101145	~
		L : 401734	~
	F9.9BEM	S : 200265	~
		L : 500294	~



Color Code	Color Name	Abbreviation
4D	DARK BLuish GRAY METALLIC 2	DBNM2

6. Note that the illustrations are for reference in finding parts numbers, not to be used for assembling. When assembling, please use the applicable service manual.

## AVANT-PROPOS

Ce Catalogue de pièces détachées concerne les pièces pour le(s) modèle(s) indiqué(s) dans le cadre ci-dessous. Lorsque vous commandez des pièces de rechange, veuillez vous référer à ce catalogue de pièces détachées et indiquer clairement les numéros et les noms des pièces détachées.

**F8B '95 (6J7), F9.9B '95 (6G9)**

1. Les modifications ou ajouts ayant été effectués après la parution du catalogue de pièces détachées seront décrits dans les Bulletins d'information Yamaha concernant les pièces détachées.

Il est recommandé que vous apportiez les corrections nécessaires au catalogue des pièces détachées en vous référant aux Bulletins d'information Yamaha.

### 2. Abréviations

Dans ce catalogue, les abréviations suivantes sont utilisées:

- "UR" Utiliser le numéro des pièces.
- "UN" Utiliser autant que nécessaire.
- "AP" Pièces de substitution
- "OS" Cote Réparation
- "LM" Fabrication locale  
(les pièces doivent être commandées localement.)
- "M" Modèle à démarrage manuel
- "E" Modèle à démarrage électrique
- "PTT" Modèle à assiette et relevage assistés
- "H/T" Modèle à relevage hydraulique
- "M/T" Modèle à relevage manuel
- "T.H/D" Modèle à commande par barre franche

3. Dans ce catalogue, les pièces qui sont fournies dans un ensemble sont précédées d'un point (.) de la manière indiquée ci-dessous.

EXEMPLE      ENS CARBURATEUR  
                  . GICLEUR, ralenti  
                  . PUIXS D'AIGUILLE

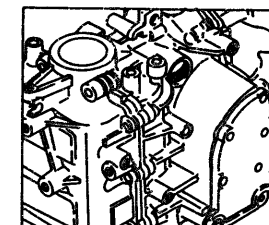
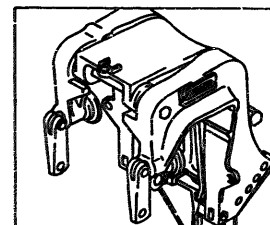
### 4. Nombre de pièces composant un ensemble

Le chiffre apparaissant à la droite de chaque description indique la quantité de pièces pour chaque ensemble de pièces.

Référence	Description	Qté	Remarques
6E0-85500-70	MAGNETO C.D.I CPLT	1	
6E0-85550-70	. ROTOR CPLT	1	
6E0-15723-00-94	. . POULIE DE DEMARREUR	1	

### 5. Applications No de série et code couleur correspondants

No de série du moteur	F8BM	S : 000350	~
		L : 301366	~
	F8BE	S : 100249	~
		L : 400818	~
	F8BEM	S : 200148	~
		L : 500656	~
	F9.9BM	S : 009053	~
		L : 306647	~
	F9.9BE	S : 101145	~
		L : 401734	~
	F9.9BEM	S : 200265	~
		L : 500294	~



Code couleur	Nom de couleur	Abréviation
4D	DARK BLUISH GRAY METALLIC 2	DBNM2

6. Veuillez noter que les illustrations sont indiquées pour référence pour trouver les numéros de pièces, non pour être utilisées lors de l'assemblage. Lors de l'assemblage, veuillez utiliser le manuel d'entretien adéquat.

# CONTENTS

## Sheet 1/2 (Fig. 1 to Fig. 22)

FIG. 1	CYLINDER. CRANKCASE .....	A6, A7
FIG. 2	CRANKSHAFT. PISTON .....	B1
FIG. 3	VALVE .....	B2
FIG. 4	INTAKE .....	B3, B4
FIG. 5	CARBURETOR .....	B5~B7
FIG. 6	OIL PUMP .....	C1
FIG. 7	OIL PAN .....	C2
FIG. 8	STARTER .....	C3, C4
FIG. 9	FUEL .....	C5
FIG. 10	TOP COWLING .....	C6
FIG. 11	BOTTOM COWLING .....	C7, D1
FIG. 12	BRACKET 1 .....	D2~D4
FIG. 13	BRACKET 2 .....	D5
FIG. 14	STEERING (F8B(E)M/F9.9B(E)M) .....	D6, D7
FIG. 15	CONTROL .....	E1, E2
FIG. 16	UPPER CASING .....	E3, E4
FIG. 17	LOWER CASING. DRIVE 1 .....	E5~E7
FIG. 18	LOWER CASING. DRIVE 2 .....	F1, F2
FIG. 19	GENERATOR .....	F3
FIG. 20	STARTING MOTOR (F8BE(M)/F9.9BE(M)) .....	F4
FIG. 21	ELECTRIC 1 .....	F5, F6
FIG. 22	ELECTRIC 2 (F8BEM/F9.9BEM) .....	F7

## NUMERICAL INDEX

## Sheet 2/2 (Fig. 22 to Fig. 25)

FIG. 22	ELECTRIC 2 (F8BEM/F9.9BEM) .....	A6
FIG. 23	ELECTRICAL 3 (F8BE/F9.9BE) .....	A7, B1
FIG. 24	REPAIR KIT 1 .....	B2, B3
FIG. 25	REPAIR KIT 2 .....	B4, B5

## NUMERICAL INDEX

# TABLE DES MATIERES

## Feuille 1/2 (Fig. 1 ~ Fig. 22)

FIG. 1	CYLINDRE. CARTER .....	A6, A7
FIG. 2	VILEBREQUIN. PISTON .....	B1
FIG. 3	SOUPAPE .....	B2
FIG. 4	ADMISSION .....	B3, B4
FIG. 5	CARBURATEUR .....	B5~B7
FIG. 6	POMPE A HUILE .....	C1
FIG. 7	VENTILATEUR D' HUILE .....	C2
FIG. 8	DEMARREUR .....	C3, C4
FIG. 9	CARBURANT .....	C5
FIG. 10	CAPOT SUPERIEUR .....	C6
FIG. 11	CAPOT INFERIEUR .....	C7, D1
FIG. 12	SUPPORT 1 .....	D2~D4
FIG. 13	SUPPORT 2 .....	D5
FIG. 14	DIRECTION (F8B(E)M/F9.9B(E)M) .....	D6, D7
FIG. 15	COMMANDE .....	E1, E2
FIG. 16	FOURREAU .....	E3, E4
FIG. 17	BOITIER D' HELICE, TRANSMISSION 1 .....	E5~E7
FIG. 18	BOITIER D' HELICE, TRANSMISSION 2 .....	F1, F2
FIG. 19	GENERATRICE .....	F3
FIG. 20	DEMARREUR ELECTRIQUE (F8BE(M)/F9.9BE(M)) .....	F4
FIG. 21	PARTIE ELECTRIQUE 1 .....	F5, F6
FIG. 22	PARTIE ELECTRIQUE 2 (F8BEM/F9.9BEM) .....	F7

INDEX NUMERIQUE

## Feuille 2/2 (Fig. 22 ~ Fig. 25)

FIG. 22	PARTIE ELECTRIQUE 2 (F8BEM/F9.9BEM) .....	A6
FIG. 23	PARTIE ELECTRIQUE 3 (F8BE/F9.9BE) .....	A7, B1
FIG. 24	KITS DE REPARATION 1 .....	B2, B3
FIG. 25	KITS DE REPARATION 2 .....	B4, B5

INDEX NUMERIQUE

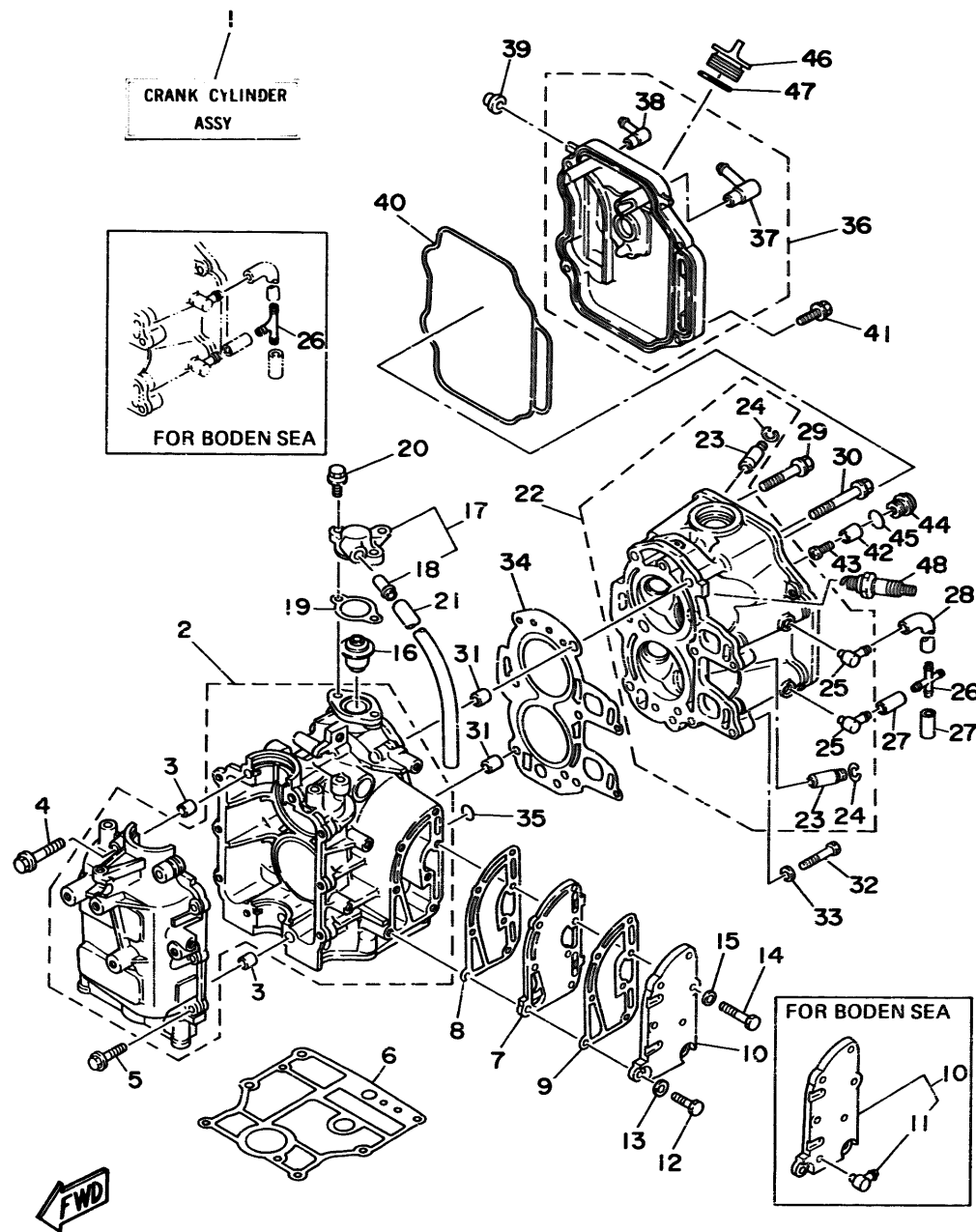


FIG. 1 CYLINDER. CRANKCASE

CYLINDRE. CARTER

REF. NO.	PART NO. NO. PIECES	DESCRIPTION DESCRIPTION	Q'TY QTE	REMARKS REMARQUES
1	668-W0090-33-4D	CRANK CYLINDER ASSY EMBIELLAGE CYLINDRE (ENS.) (REF.NO. 2 ~ 5, 7 ~ 47 FIG. 2, REF.NO. 1 ~ 12 FIG. 3, REF.NO. 1 ~ 16)	1	
2	668-15100-05-94	CRANKCASE ASSY CARTER DE MOTEUR COMPLET	1	
3	99510-10114	PIN, DOWEL GOUJON, D'ASSEMBLAGE	2	
4	90119-08M18	BOLT, WITH WASHER BOULON, AVEC RONDELLE	4	
5	90119-06M12	BOLT, WITH WASHER BOULON, AVEC RONDELLE	6	
6	668-11351-A0	GASKET, CYLINDER JOINT, D'EMBASE	1	
7	668-41111-02-9M	INNER COVER, EXHAUST PLAQUE, ECHAPPEMENT	1	
8	668-41112-02	GASKET, EXHAUST INNER COVER JOINT, PLAQUE D'ECHAPPEMENT	1	
9	668-41114-00	GASKET, EXHAUST OUTER COVER JOINT, COUVERCLE D'ECHAPPEMENT	1	
10	668-41113-10-9M	OUTER COVER, EXHAUST COUVERCLE, ECHAPPEMENT	1	UR STD
	668-41113-02-9M	OUTER COVER, EXHAUST COUVERCLE, ECHAPPEMENT	1	UR FOR BODEN SEA
11	676-11372-00	.NIPPLE, HOSE .RACCORD, TUYAU	1	FOR BODEN SEA
12	97095-06025	BOLT BOULON	2	
13	92990-06600	WASHER, PLATE RONDELLE, PLATE	2	
14	97095-06030	BOLT BOULON	5	
15	92990-06600	WASHER, PLATE RONDELLE, PLATE	5	
16	668-12411-02	THERMOSTAT THERMOSTAT	1	
17	668-12413-00-9M	COVER, THERMOSTAT COUVERCLE, THERMOSTAT	1	
18	6E5-24377-00	.PIPE, JOINT 3 .DURITE, RACCORDEMENT 3	1	
19	668-12414-A0	GASKET, COVER JOINT, COUVERCLE	1	
20	97595-06520	BOLT, WITH WASHER BOULON, AVEC RONDELLE	2	
21	90445-11M66	HOSE DURITE	1	
22	668-11111-03-94	HEAD, CYLINDER 1 CULASSE	1	
23	668-11133-10	.GUIDE, INTAKE VALVE .GUIDE, SOUP D'ADM	4	
24	93450-09M01	.CIRCLIP .CIRCLIP	4	
25	676-11372-00	.NIPPLE, HOSE .RACCORD, TUYAU	2	

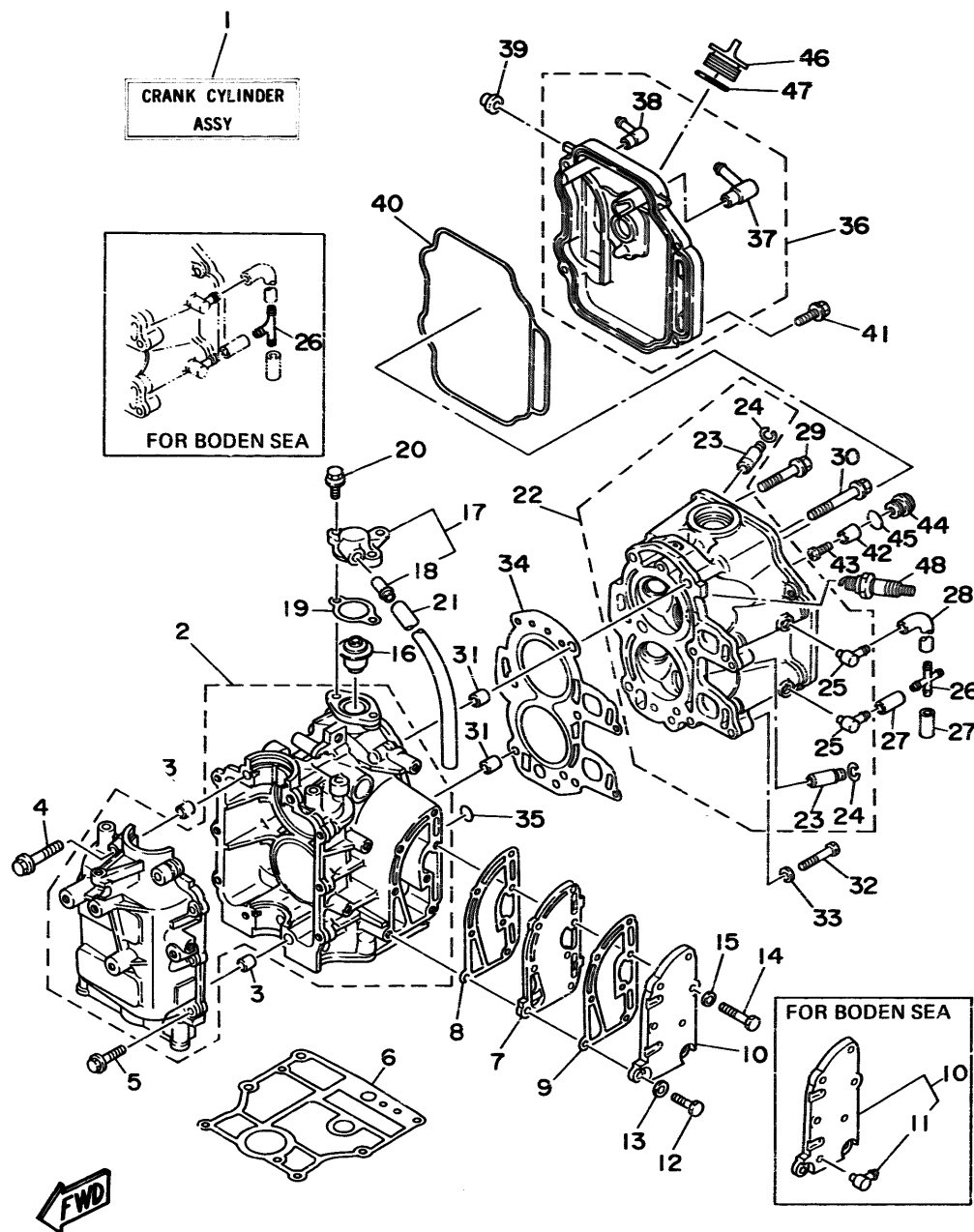


FIG. 1 CYLINDER. CRANKCASE

CYLINDRE. CARTER

REF. NO.	PART NO. NO. PIECES	DESCRIPTION DESCRIPTION	Q'TY QTE	REMARKS REMARQUES
26	6G9-24379-00	PIPE, JOINT 4	1	UR STD
	688-24378-00	DURITE, RACCORDMENT 4	1	UR FOR BODEN SEA
27	90445-09220	HOSE	2	
28	6G8-12481-01	DURITE	1	
29	90105-08M37	PIPE 1	3	
30	90105-08M36	DURITE 1	3	
31	99510-10114	BOLT, WASHER BASED	2	
32	97013-06035	BOULON, AVEC RONDELLE	2	
33	92990-06600	PIN, DOWEL	2	
34	6G8-11181-A0	GOUJON, D'ASSEMBLAGE	1	
35	93210-11M59	BOLT	1	
36	6G8-11191-01-94	BOULON	1	
37	6G8-15373-00	WASHER, PLATE	1	
38	676-11372-00	RONDELLE, PLATE	1	
39	6G8-81336-00	GASKET, CYLINDER HEAD 1	2	
40	6G8-11356-00	JOINT, DE CULASSE 1	1	
41	97595-06520	O-RING	4	
42	6G8-11325-00	JOINT TORIQUE	1	
43	98580-05525	COVER, CYLINDER HEAD 1	1	
44	6G8-11197-00	COUVERCLE, CULASSE 1	1	
45	93210-13M63	.PIPE, BREATHER	1	
46	6G8-15363-00	.DURITE DE RENIFLARD	1	
47	93210-24M79	.NIPPLE, HOSE	1	
48	94701-00282	.RACCORD, TUYAU	2	
	94701-00300	GROMMET	2	
		OEILLET CAOUTCHOUC	1	
		SEAL, CYLINDER 2	1	
		JOINT, SPY CYLINDRE	1	
		BOLT, WITH WASHER	4	
		BOULON, AVEC RONDELLE	1	
		ANODE	1	
		ANODE	1	
		SCREW, PAN HEAD	1	
		VIS	1	
		PLUG, BLIND	1	
		PLOT, BORGNE	1	
		O-RING	1	
		JOINT TORIQUE	1	
		PLUG, OIL	1	
		PLOT, HUILE	1	
		O-RING	1	
		JOINT TORIQUE	1	
		PLUG, SPARK (NGK CR6HS)	2	UR F9.9B
		BOUGIE (NGK CR6HS)	2	UR F8B
		PLUG, SPARK (NGK CR5HS)	2	UR F8B
		BOUGIE (NGK CR5HS)	2	UR F8B

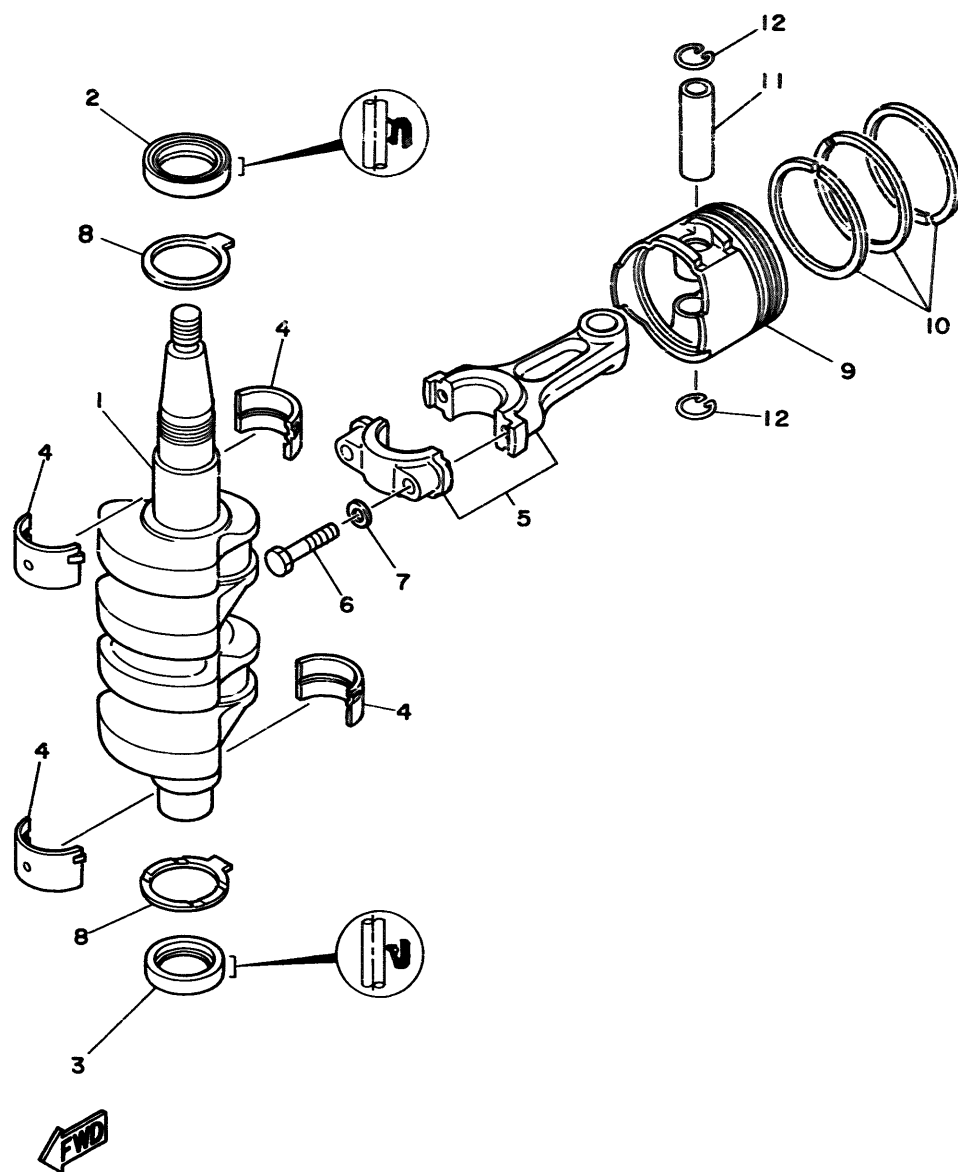


FIG. 2 CRANKSHAFT. PISTON

VILEBREQUIN. PISTON

REF. NO.	PART NO. NO. PIECES	DESCRIPTION DESCRIPTION	Q'TY QTE	REMARKS REMARQUES
1	6G8-11411-04	CRANKSHAFT VILEBREQUIN COMPLET	1	
2	93102-30M22	OIL SEAL JOINT SPY	1	
3	93101-25M24	OIL SEAL JOINT SPY	1	
4	6G8-11416-00	PLANE BEARING, CRANKSHAFT 1 COUSSINET DE VILEBREQUIN	4 UR BROWN	
	6G8-11416-10	PLANE BEARING, CRANKSHAFT 1 COUSSINET DE VILEBREQUIN	4 UR BLACK	
	6G8-11416-20	PLANE BEARING, CRANKSHAFT 1 COUSSINET DE VILEBREQUIN	4 UR BLUE	
5	6G8-11650-03	CONNECTING ROD ASSY BIELLE COMPLETE	2	
6	6G8-11654-00	BOLT, CONNECTING ROD BOULON, BIELLE	4	
7	90201-06M00	WASHER, PLATE RONDELLE, PLATE	4	
8	6G8-11426-00	PLANE BEARING, CRANKSHAFT 1 COUSSINET, VILEBREQUIN 1	2	
9	6G8-11631-03-96	PISTON (STD)	2	
	6G8-11635-03	PISTON (0.25MM O/S)	2 AP	
	6G8-11636-03	PISTON (0.50MM O/S)	2 AP	
10	6G8-11610-02	PISTON RING SET (STD) JEU DE SEGMENTS (STD)	2	
	6G8-11610-12	PISTON RING SET (0.25MM O/S) JEU DE SEGMENTS (0.25MM O/S)	2 AP	
	6G8-11610-22	PISTON RING SET (0.50MM O/S) JEU DE SEGMENTS (0.50MM O/S)	2 AP	
11	634-11633-00	PIN, PISTON AXE, PISTON	2	
12	93450-15023	CIRCLIP CIRCLIP	4	



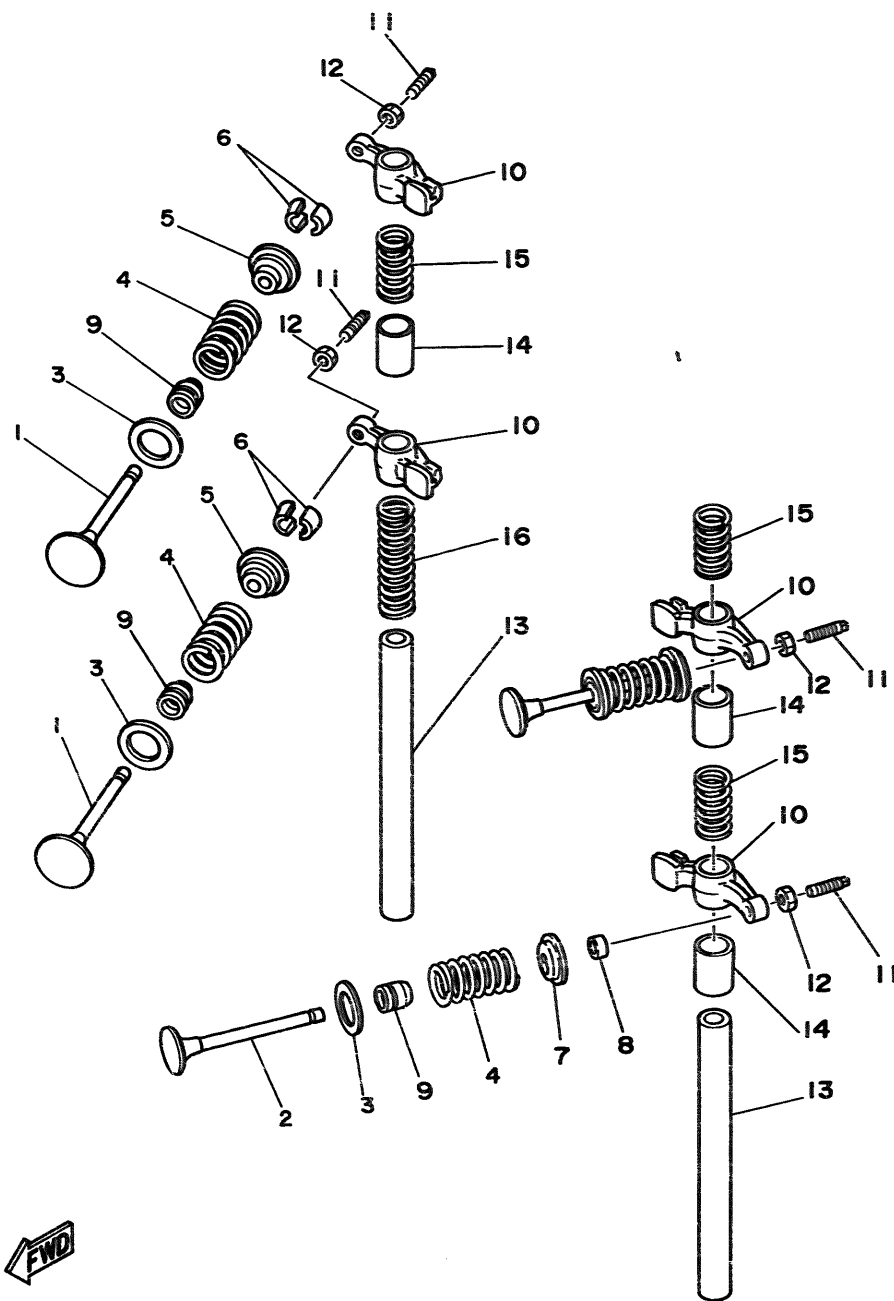


FIG. 3 VALVE

SOUPAPE

REF. NO.	PART NO. NO. PIECES	DESCRIPTION DESCRIPTION	Q'TY QTE	REMARKS REMARQUES
1	6G8-12111-00	VALVE, INTAKE SOUPAPE, ADMISSION	2	
2	6G8-12121-01	VALVE, EXHAUST SOUPAPE, ECHAPPEMENT	2	
3	6G8-12116-00	SEAT, VALVE SPRING SIEGE, RESSORT DE SOUPAPE	4	
4	6G8-12113-00	SPRING, VALVE INNER RESSORT DE SOUPAPE, INTERNE	4	
5	6G8-12117-00	RETAINER, VALVE SPRING BUTEE DE RESSORT DE SOUPAPA	2	
6	30X-12118-00	COTTER, VALVE FRAISE, SOUPAPE	4	
7	6G8-12117-10	RETAINER, VALVE SPRING BUTEE DE RESSORT DE SOUPAPA	2	
8	6G8-12153-00	LIFTER, VALVE LEVE-SOUPAPE	2	
9	51Y-12119-00	SEAL, VALVE STEM JOINT, QUEUE DE SOUPAPE	4	
10	6G8-12151-00	ARM, VALVE ROCKER CULBUTEUR	4	
11	6G8-12159-00	SCREW, VALVE ADJUSTING VIS, REGLAGE DE SOUPAPE	4	
12	6G8-12158-00	NUT, LOCK CONTRE-ECROU	4	
13	6G8-12146-00	SHAFT, ROCKER AXE, CULBUTEUR	2	
14	90387-13M56	COLLAR COLLERETTE	3	
15	90501-12M40	SPRING, COMPRESSION RESSORT, COMPRESSION	3	
16	90501-12M41	SPRING, COMPRESSION RESSORT, COMPRESSION	1	

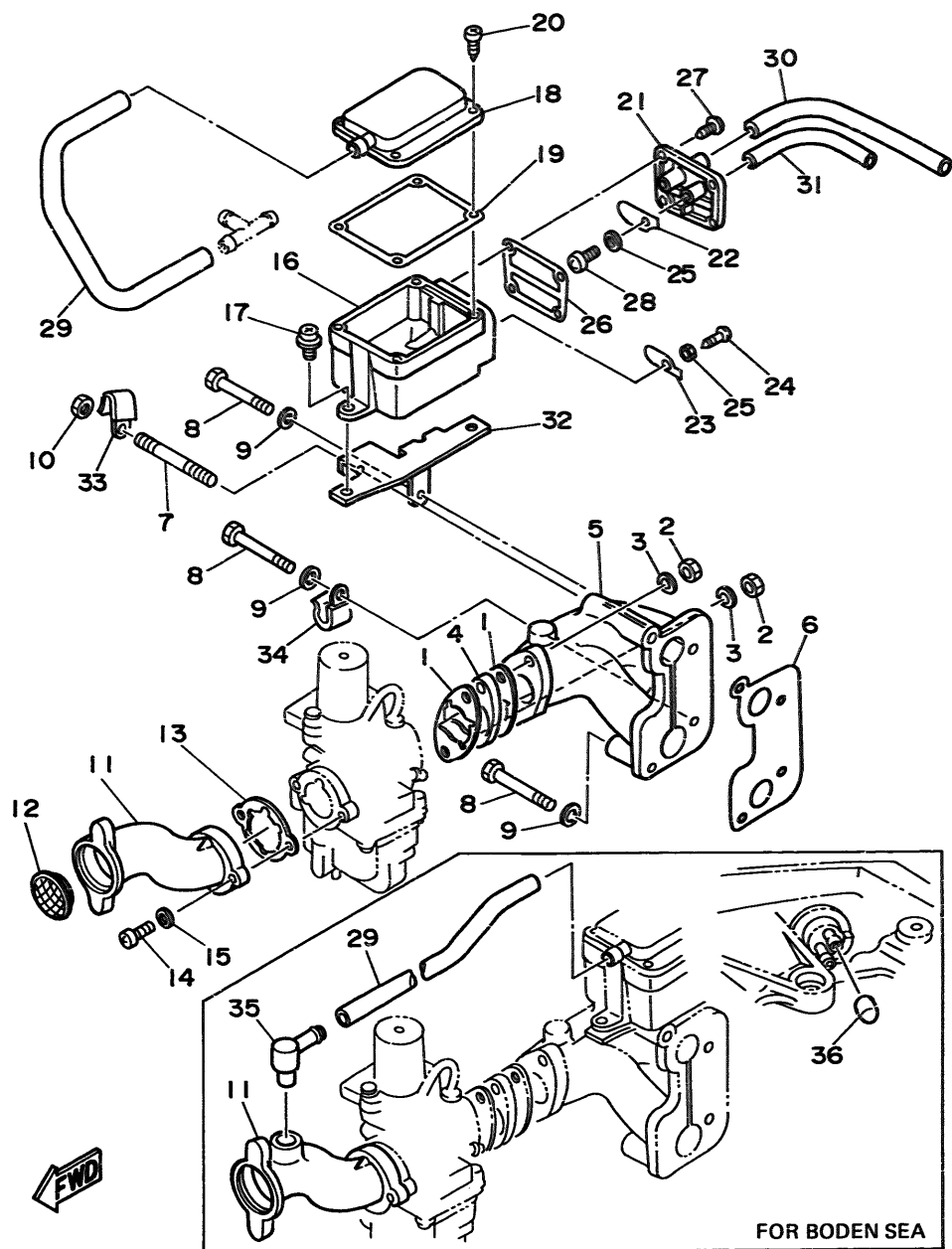


FIG. 4 INTAKE

ADMISSION

REF. NO.	PART NO. NO. PIECES	DESCRIPTION DESCRIPTION	Q'TY QTE	REMARKS REMARQUES
1	6G8-13646-A0	GASKET, MANIFOLD 2	2	
2	95380-06700	JOINT, TUBULURE 2	2	
3	92990-06600	NUT ECROU	2	
4	6G8-13647-00	WASHER, PLATE RONDELLE, PLATE	1	
5	6G8-13641-01-94	GASKET, MANIFOLD 3	1	
6	6G8-13645-00	JOINT, TUBULURE 3	1	
7	90116-06M15	MANIFOLD 1	1	
8	97095-06045	TUBULURE 1	1	
9	92990-06600	GASKET, MANIFOLD 1	1	
10	95380-06700	JOINT, TUBULURE 1	1	
11	6G8-14479-02-94	BOLT, STUD	1	
12	6G8-14478-00	GOUJON	3	
13	6G8-14198-A0	BOULON	3	
14	98580-05016	WASHER, PLATE RONDELLE, PLATE	3	
15	92990-05600	NUT ECROU	1	
16	6G8-15358-00	FUNNEL	1	UR STD
17	90159-06M05	AILLE	1	UR FOR BODEN SEA
18	6G8-15368-00-94	LOUVER	1	
19	6G8-15369-00	VOLET	1	
20	97780-40112	GASKET	1	
21	6G8-15371-00-94	JOINT	1	
22	6G8-15346-00	SCREW, PAN HEAD	2	
23	6G8-15347-00	VIS	2	
24	92990-04200	WASHER, PLATE RONDELLE, PLATE	2	
25	6G8-15374-00	SEPARATOR, OIL	1	
26	97780-40112	SEPARATEUR, HUILE	1	
27	97780-40112	SCREW, WITH WASHER	2	
28	97780-40112	VIS, AVEC RONDELLE	2	
29	97780-40112	SEPERATOR, OIL	1	
30	97780-40112	SEPARATEUR, HUILE	1	
31	97780-40112	GASKET, OIL SEAL HOUSING	1	
32	97780-40112	JOINT SPY DE LOGEMENT	1	
33	97780-40112	SCREW, TAPPING	4	
34	97780-40112	VIS, TETE BOMBEE	4	
35	97780-40112	BREATHING	1	
36	97780-40112	RENIFLARD	1	

B3

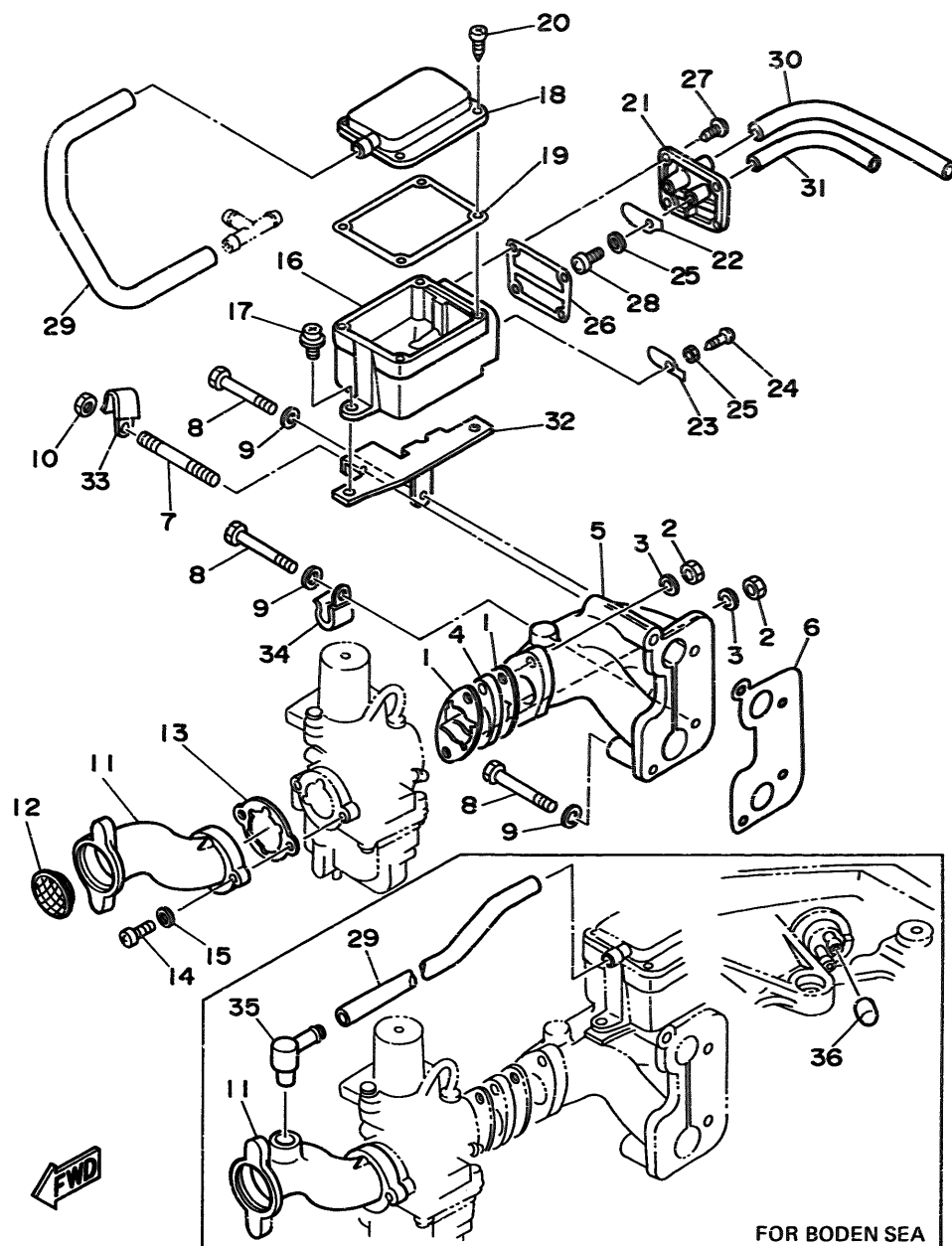


FIG. 4 INTAKE

ADMISSION

REF. NO.	PART NO. NO. PIECES	DESCRIPTION DESCRIPTION	Q'TY QTE	REMARKS REMARQUES
28	98507-04010	SCREW, PAN HEAD VIS, TETE TRONCONIQUE	1	
29	6G8-15393-00	PIPE, BREATHER 2 DURITE, RENIFLARD 2	1	UR STD
	6G8-15393-10	PIPE, BREATHER 2 DURITE, RENIFLARD 2	1	UR FOR BODEN SEA
30	90445-11M52	HOSE DURITE	1	
31	90445-09065	HOSE DURITE	1	
32	6G8-15376-00	HOLDER, GUIDE SUPPORT, GUIDE	1	
33	90465-08028	CLAMP BRIDE	1	
34	90465-08028	CLAMP BRIDE	1	
35	6G8-15373-00	PIPE, BREATHER DURITE DE RENIFLARD	1	FOR BODEN SEA
36	6G8-13448-00	CAP CAPUCHON	1	FOR BODEN SEA

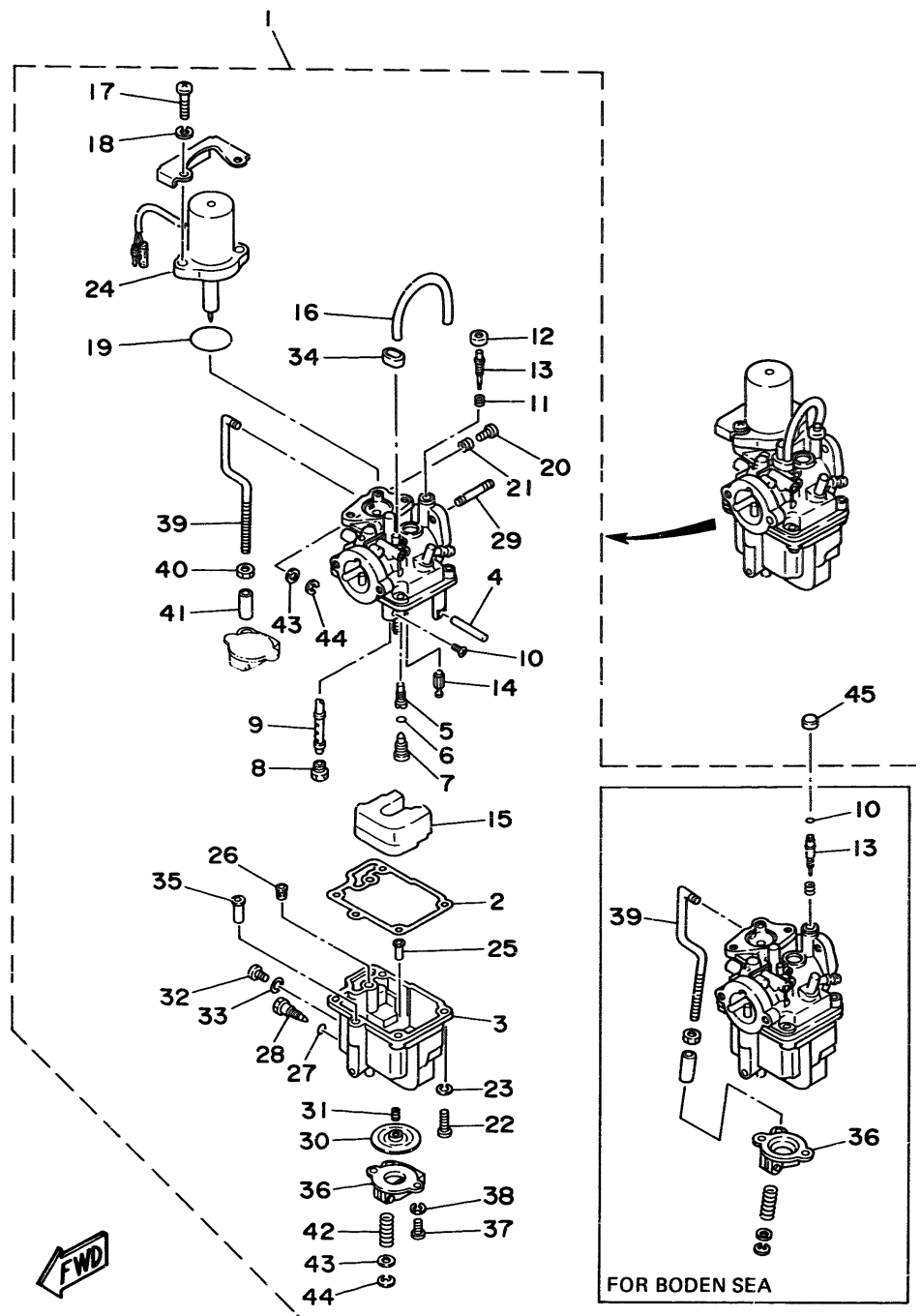


FIG. 5 CARBURETOR

CARBURATEUR

REF. NO.	PART NO. NO. PIECES	DESCRIPTION DESCRIPTION	Q'TY QTE	REMARKS REMARQUES
1	6G9-14301-05	CARBURETOR ASSY 1 (F9.9B)	1	UR STD
	6G9-14301-10	CARBURATEUR COMPLET 1 (F9.9B)		
	6J6-14301-06	CARBURETOR ASSY 1 (F8B)	1	UR FOR BODEN SEA
	6J7-14301-10	CARBURATEUR COMPLET 1 (F8B)		
2	6G8-14384-01	.GASKET, FLOAT CHAMBER	1	
3	6G8-14381-02	.JOINT, CUVE DE FLOTTEUR	1	
4	647-14386-10	.BODY, FLOAT CHAMBER	1	
		.CORPS, CUVE DE FLOTTEUR		
5	6G8-14342-24	.PIN, FLOAT	1	
		.AXE, FLOTTEUR		
	6G8-14342-22	.JET, PILOT (# 48) (F9.9B)	1	UR
		.GICLEUR, RALENTI (# 48) (F9.9B)		
	6G8-14342-22	.JET, PILOT (# 44) (F8B)	1	UR
		.GICLEUR, RALENTI (# 44) (F8B)		
6	654-14198-00	.GASKET	1	
7	6G8-14345-00	.JOINT	1	
		.PLUG, MAIN NOZZLE		
8	648-14343-43	.PLOT, GICLEUR PRINCIPAL	1	UR STD
		.JET, MAIN (# 86) (F9.9B)		
	648-14343-42	.GICLEUR, PRINCIPAL (# 86) (F9.9B)	1	UR STD
		.JET, MAIN (# 84) (F8B)		
	648-14343-41	.GICLEUR, PRINCIPAL (# 84) (F8B)	1	UR FOR BODEN SEA
		.JET, MAIN (# 82)		
9	6G8-14341-20	.GICLEUR, PRINCIPAL (# 82)	1	UR STD
		.NOZZLE, MAIN (F9.9B)		
	6G8-14341-10	.PUITS D'AIGUILLE (F9.9B)	1	UR STD
		.NOZZLE, MAIN (F8B)		
	6G8-14341-30	.PUITS D'AIGUILLE (F8B)	1	UR FOR BODEN SEA
		.NOZZLE, MAIN		
10	6G8-14216-00	.PUITS D'AIGUILLE	1	UR STD
		.SCREW		
	5H0-14397-00	.VIS	1	UR FOR BODEN SEA
11	647-14334-00	.O-RING	1	
		.JOINT TORIQUE		
12	6G8-14997-00	.SPRING	1	
		.RESSORT		
13	6G8-14323-00	.SEAL	1	STD
		.DURITE		
	6G8-14323-10	.SCREW, AIR ADJUSTING	1	UR STD
		.VIS DE DOSEUR D'AIR		
	6G8-14392-00	.SCREW, AIR ADJUSTING	1	UR FOR BODEN SEA
		.VIS DE DOSEUR D'AIR		
14	6G8-14392-00	.VALVE, NEEDLE	1	
		.POINTEAU		
15	6G8-14385-00	.FLOAT	1	
		.FLOTTEUR		
16	6G8-14197-01	.PIPE	1	
17	98580-06018	.DURITE	2	
		.SCREW, PAN HEAD		
18	92995-06100	.VIS	2	
		.WASHER, SPRING		
		.RONDELLE, GROWER		

B5

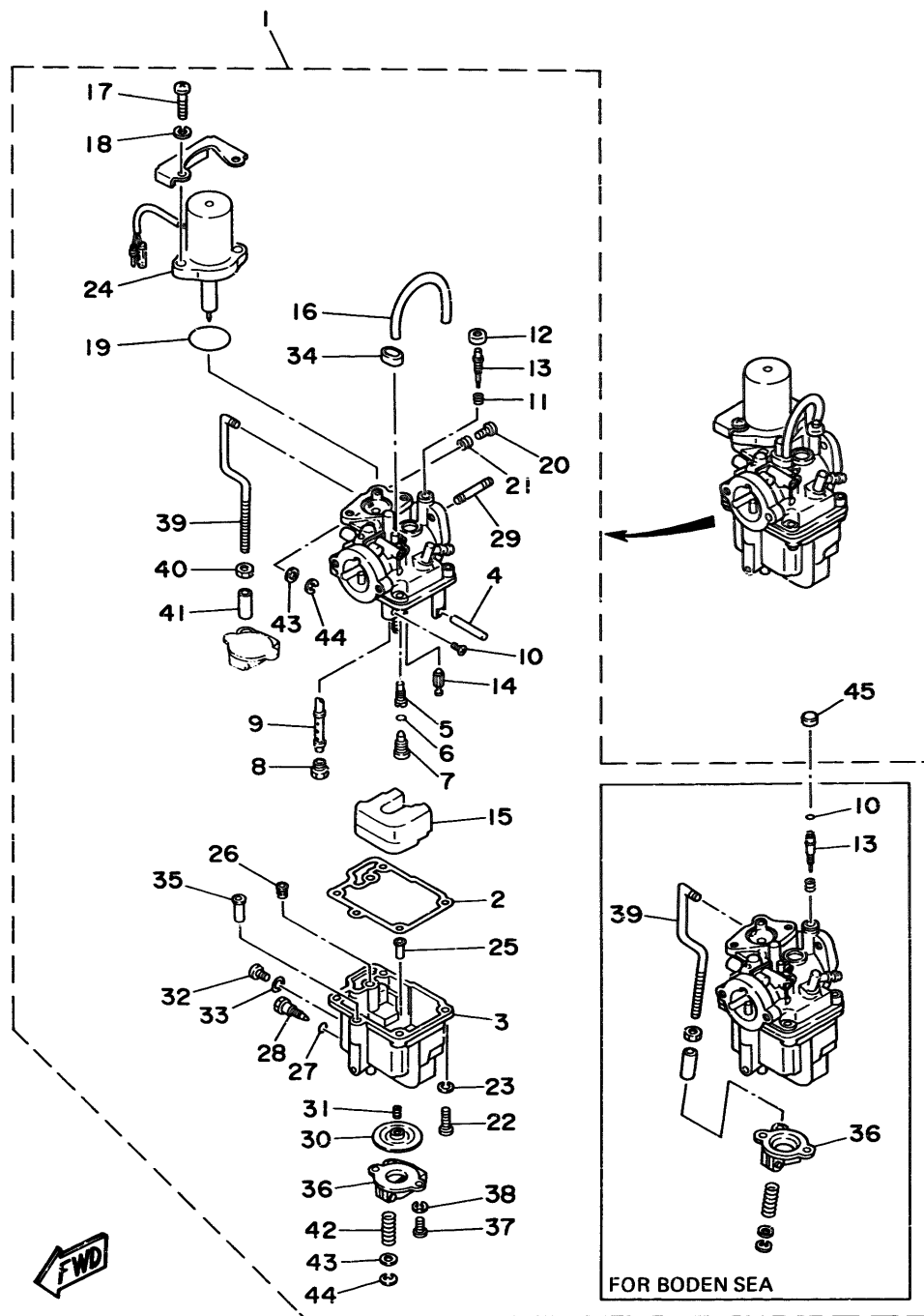


FIG. 5 CARBURETOR

CARBURATEUR

REF. NO.	PART NO. NO. PIECES	DESCRIPTION DESCRIPTION	Q'TY QTE	REMARKS REMARQUES
19	1HV-14147-00	.O-RING .JOINT TORIQUE	1	
20	664-14321-01	.SCREW, THROTTLE .VIS, ACCELERATEUR	1	
21	646-14212-00	.SPRING, PILOT ADJUSTING .RESSORT, VIS DE RALENTI	1	
22	98580-04016	.SCREW, PAN HEAD .VIS	4	
23	92990-04100	.WASHER, SPRING .RONDELLE, GROWER	4	
24	6G8-1410A-01	.STARTER SET .JEU DE STATERS	1	
25	6G8-14827-00	.FILTER .FILTRE	1	
26	6A4-14344-30	.JET, STARTER (# 60) .GICLUR, STARTER (# 60)	1	
27	5Y1-14397-00	.O-RING .JOINT TORIQUE	1	
28	6G8-14383-00	.SCREW, DRAIN .BOUCHON, PURGE	1	
29	90116-06M26	.BOLT, STUD .GOUJON	2	
30	6G8-14368-00	.DIAPHRAGM ASSY 1 .DIAPHRAGME 1	1	
31	6G8-14275-01	.SPRING .RESSORT	1	
32	97890-05006	.SCREW, PAN HEAD .VIS, CRUCIFORME	1	
33	646-14198-01	.GASKET .JOINT	1	
34	6G8-14349-00	.PIPE .DURITE	1	
35	6G8-14217-00	.VALVE, CHOKE .CLAPET DE STARTER	1	
36	6G8-14293-03	.COVER 1 .COUVERCLE 1	1	UR STD
	6G8-14293-10	.COVER 1 .COUVERCLE 1	1	UR FOR BODEN SEA
37	98580-04010	.SCREW, PAN HEAD .VIS	2	
38	92990-04100	.WASHER, SPRING .RONDELLE, GROWER	2	
39	6G8-14379-00	.ROD, STARTER .TRINGLE, STARTER	1	UR STD
	6G8-14379-10	.ROD, STARTER .TRINGLE, STARTER	1	UR FOR BODEN SEA
40	98813-03100	.NUT .ECROU	1	
41	6G8-14229-00	.SHAFT, CHOKE .AXE, STARTER	1	
42	6G8-14286-01	.SPRING .RESSORT	1	
43	6G8-14357-00	.WASHER, PLAIN .RONDELLE PLATE	2	
44	389-14137-00	.CLIP .JONC	2	

B6

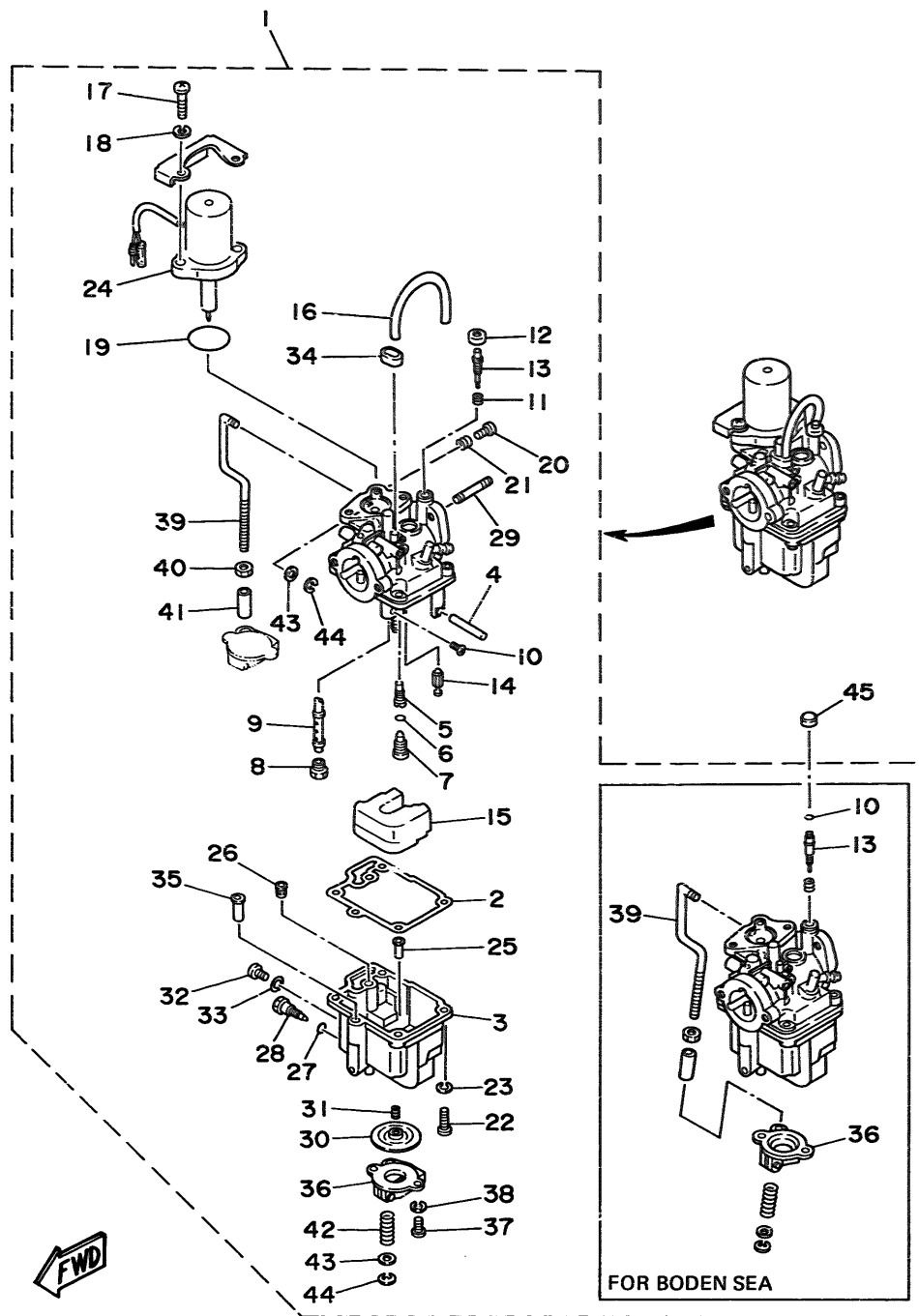
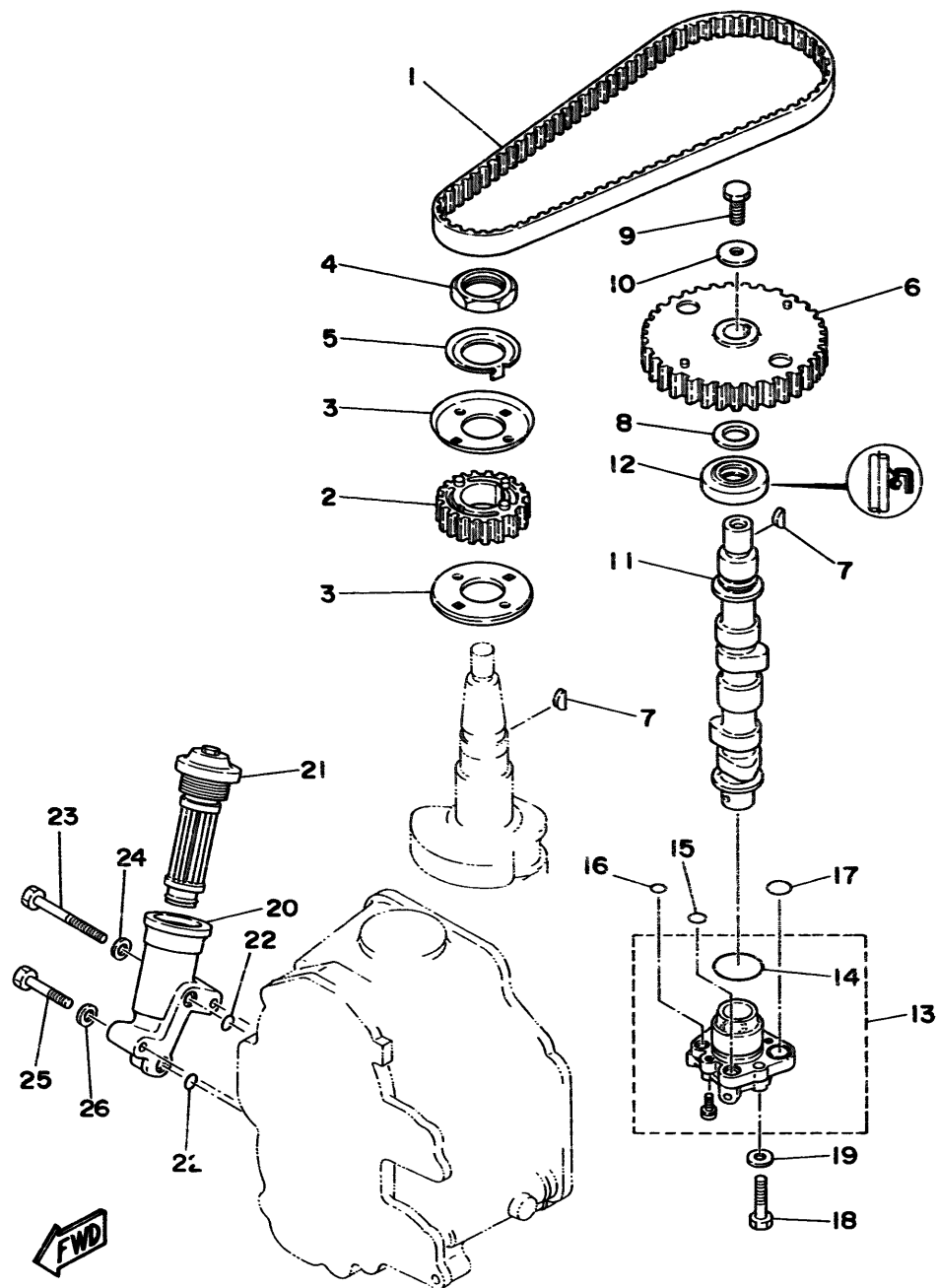


FIG. 5 CARBURETOR

CARBURATEUR

REF. NO.	PART NO. NO. PIECES	DESCRIPTION DESCRIPTION	Q'TY QTE	REMARKS REMARQUES
45	6G8-14457-00	SEAL JOINT	1	FOR BODEN SEA



**FIG. 6 OIL PUMP**

## POMPE A HUILE

REF. NO.	PART NO. NO. PIECES	DESCRIPTION	Q'TY QTE	REMARKS REMARQUES
1	6G8-46241-00	V-BELT	1	
2	6G8-11536-00-94	COURROIE TRAPEZOIDALE	1	
3	6G8-11557-00	GEAR, DRIVE	2	
4	90170-24M09	PIGNON SECONDAIRE	1	
5	6G8-11587-00	WASHER 1	2	
6	6G8-11537-00-94	RONDELLE 1	1	
7	90280-03M01	NUT	1	
8	90201-13201	ECROU	1	
9	97095-06016	WASHER, LOCK	1	
10	90201-06M94	RONDELLE, FREIN	1	
11	6G8-12171-00	GEAR, DRIVEN	1	
12	93102-18M21	PIGNON SECONDAIRE	2	
13	93210-27ME3	KEY, WOODRUFF	1	
14	93210-10M61	CLAVETTE, DEMI-LUNE	1	
15	93210-09M01	WASHER, PLATE	1	
16	93210-13M63	RONDELLE, PLATE	1	
17	97095-06025	BOLT	3	
18	92990-06600	BOULON	3	
19	6G8-13442-00-94	WASHER, PLATE	1	
20	6G8-13440-00	RONDELLE, PLATE	1	
21	93210-09M01	CAMSHAFT 1	1	
22	97313-06050	ARBRE A CAMES 1	1	
23	92990-06600	OIL SEAL	1	
24	97095-06030	JOINT SPY	1	
25	92990-06600	OIL PUMP ASSY	1	
26	97095-06030	POMPE A HUILE COMPLET	1	
27	92990-06600	.O-RING	1	
28	97095-06030	JOINT TORIQUE	1	
29	92990-06600	O-RING	1	
30	97095-06030	JOINT TORIQUE	1	
31	92990-06600	O-RING	2	
32	97095-06030	JOINT TORIQUE	1	
33	92990-06600	BOLT	3	
34	97095-06030	BOULON	3	
35	92990-06600	WASHER, PLATE	1	
36	97095-06030	RONDELLE, PLATE	1	
37	92990-06600	HOUSING, OIL FILTER	1	
38	97095-06030	LOGEMENT, FILTRE A HUILE	1	
39	92990-06600	ELEMENT ASSY,OIL CLEANER	1	
40	97095-06030	ELEMENT,FILTRE A HUILE	2	
41	92990-06600	O-RING	1	
42	97095-06030	JOINT TORIQUE	1	
43	92990-06600	BOLT	1	
44	97095-06030	BOULON	1	
45	92990-06600	WASHER, PLATE	1	
46	97095-06030	RONDELLE, PLATE	1	
47	92990-06600	BOLT	1	
48	97095-06030	BOULON	1	
49	92990-06600	WASHER, PLATE	1	
50	97095-06030	RONDELLE, PLATE	1	

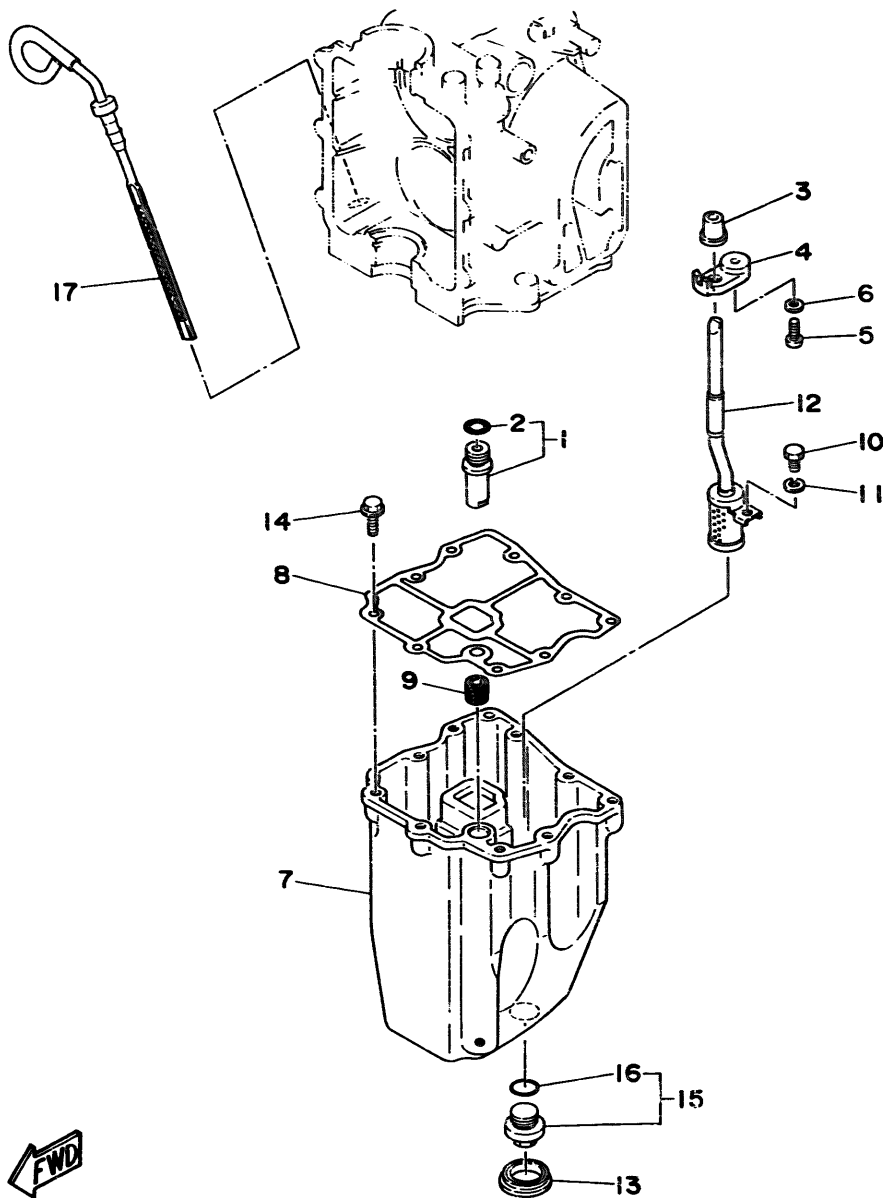


FIG. 7 OIL PAN

VENTILATEUR D'HUILE

REF. NO.	PART NO. NO. PIECES	DESCRIPTION DESCRIPTION	Q'TY QTE	REMARKS REMARQUES
1	6G8-11575-00	RELIEF VALVE ASS'Y SOUPAPE DE RENTREE D'AIR	1	
2	93210-12M62	.O-RING .JOINT TORIQUE	1	
3	6G8-15379-00	SEAL, CRANKCASE JOINT SPY DE CARTER DE MOTEUR	1	
4	6G8-13487-00	GUIDE, OIL HOSE GUIDE DE DURITE A HUILE	1	
5	98580-05012	SCREW, PAN HEAD VIS	1	
6	92990-05600	WASHER, PLATE RONDELLE, PLATE	1	
7	6G8-15311-03-0D	OIL PAN VENTILATEUR D'HUILE	1	
8	6G8-15312-A1	GASKET, OIL PAN JOINT DE VENTILATEUR D'HUILE	1	
9	6G8-45127-00	SEAL JOINT	1	
10	97313-06010	BOLT BOULON	1	
11	92995-06100	WASHER, SPRING RONDELLE, GROWER	1	
12	6G8-13421-00	STRAINER 2 FILTRE 2	1	
13	6G8-15316-00	DAMPER, ENGINE MOUNT 1 AMORTISSEUR DE SUPPORT	1	
14	90105-06M33	BOLT, WASHER BASED BOULON, AVEC RONDELLE	9	
15	6G8-13471-00	PLUG, DRAIN PLOT, VIDANGE	1	
16	93210-16M64	.O-RING .JOINT TORIQUE	1	
17	6G8-15362-04	PLUG, OIL LEVEL PLOT, NIVEAU D'HUILE	1	



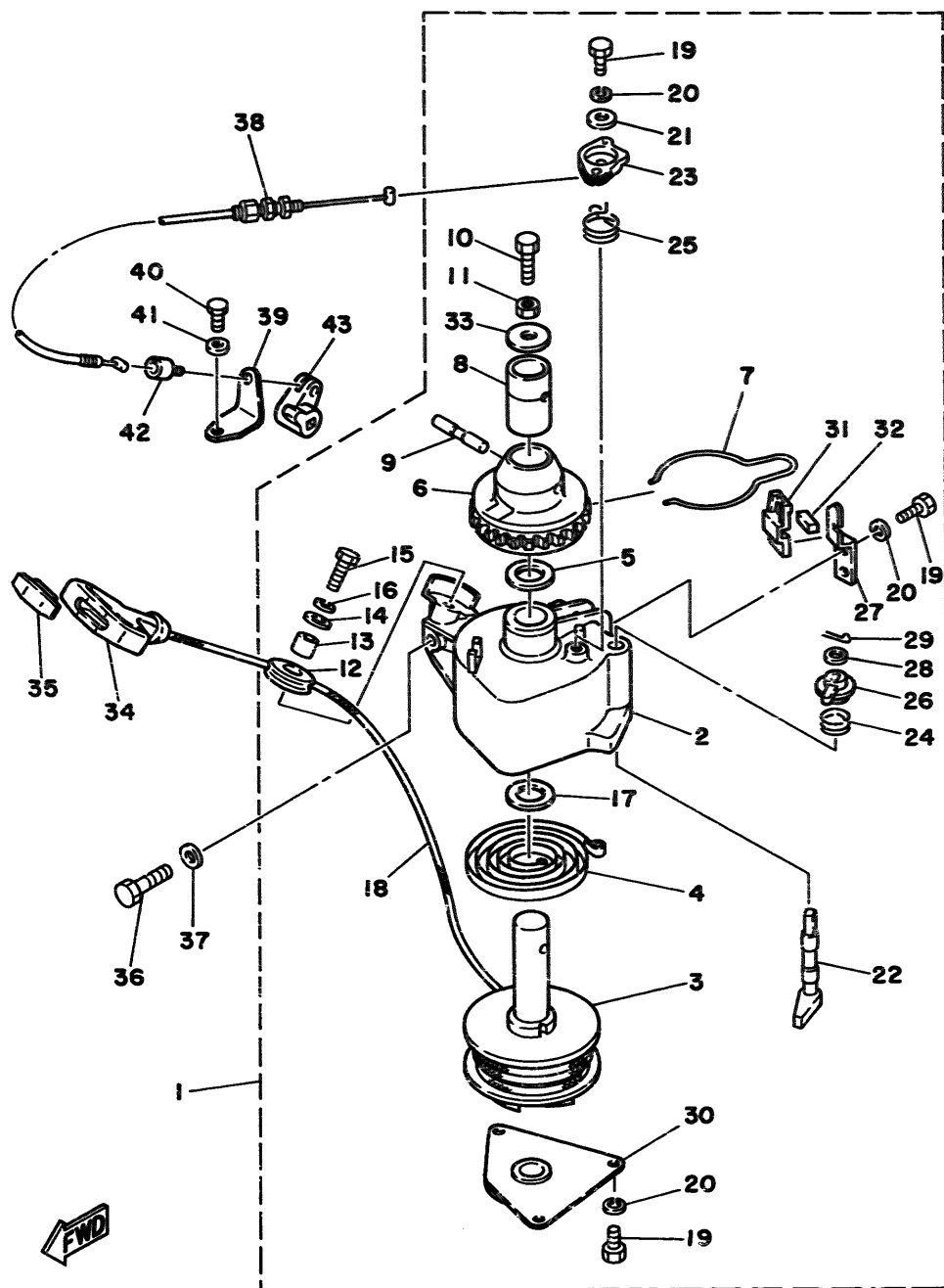


FIG. 8 STARTER

DEMARREUR

REF. NO.	PART NO. NO. PIECES	DESCRIPTION DESCRIPTION	Q'TY QTE	REMARKS REMARQUES
1	6G8-15710-10	STARTER ASSY DEMARREUR COMPLET	1	
2	6G8-15711-00	.CASE, STARTER .CARTER DE DEMARREUR	1	
3	6G8-15714-00	.DRUM, SHEAVE .TAMBOUR, POULIE	1	
4	6G8-15713-00	.SPRING, STARTER .RESSORT DE DEMARREUR	1	
5	6G8-15719-00	.WASHER, THRUST .RONDELLE, DE BUTEE	1	
6	6G8-15723-00	.PULLEY, STARTER .POULIE DE DEMARREUR	1	
7	6G8-15715-00	.SPRING, DRIVE PLATE .RESSORT, PLAQUE D'ENTRAINEMT	1	
8	6G8-15754-00	.BUSH 2 .BAGUE 2	1	
9	6G8-15727-00	.PIN .AXE	1	
10	6G8-15768-00	.BOLT .BOULON	1	
11	95303-08700	.NUT .ECROU	1	
12	6F5-15752-00	.ROLLER, WIRE .GALET, CABLE	1	
13	6F5-15753-00	.BUSH .CHARBON	1	
14	6F5-15791-00	.WASHER, LOCK .RONDELLE-FREIN	1	
15	97315-06025	.BOLT .BOULON, HEXAGONAL	1	
16	92995-06100	.WASHER, SPRING .RONDELLE, GROWER	1	
17	6G8-15739-00	.WASHER, THRUST .RONDELLE, DE BUTEE	1	
18	*	.WIRE (L1850) .CABLE (L1850)	1	
19	97313-05012	.BOLT .BOULON	6	
20	92990-05100	.WASHER, SPRING .RONDELLE, GROWER	6	
21	6G8-15726-00	.WASHER, FLAT .RONDELLE, PLATE	1	
22	6G8-15794-00	.STOPPER .BUTEE	1	
23	6G8-15746-00	.ARM .BRAS	1	
24	6G8-15767-00	.SPRING .RESSORT	1	
25	6G8-15734-00	.SPRING, RETURN .RESSORT, RAPPEL	1	

\* CUT FROM 50M ROLLS, PARTS NO. 90890-44373, CUTTING LENGTH 1.85M.

\* A PRELEVER SUR BOBINE 50M, REFERENCE 90890-44373, LONGUEUR DE COUPE 1.85M.

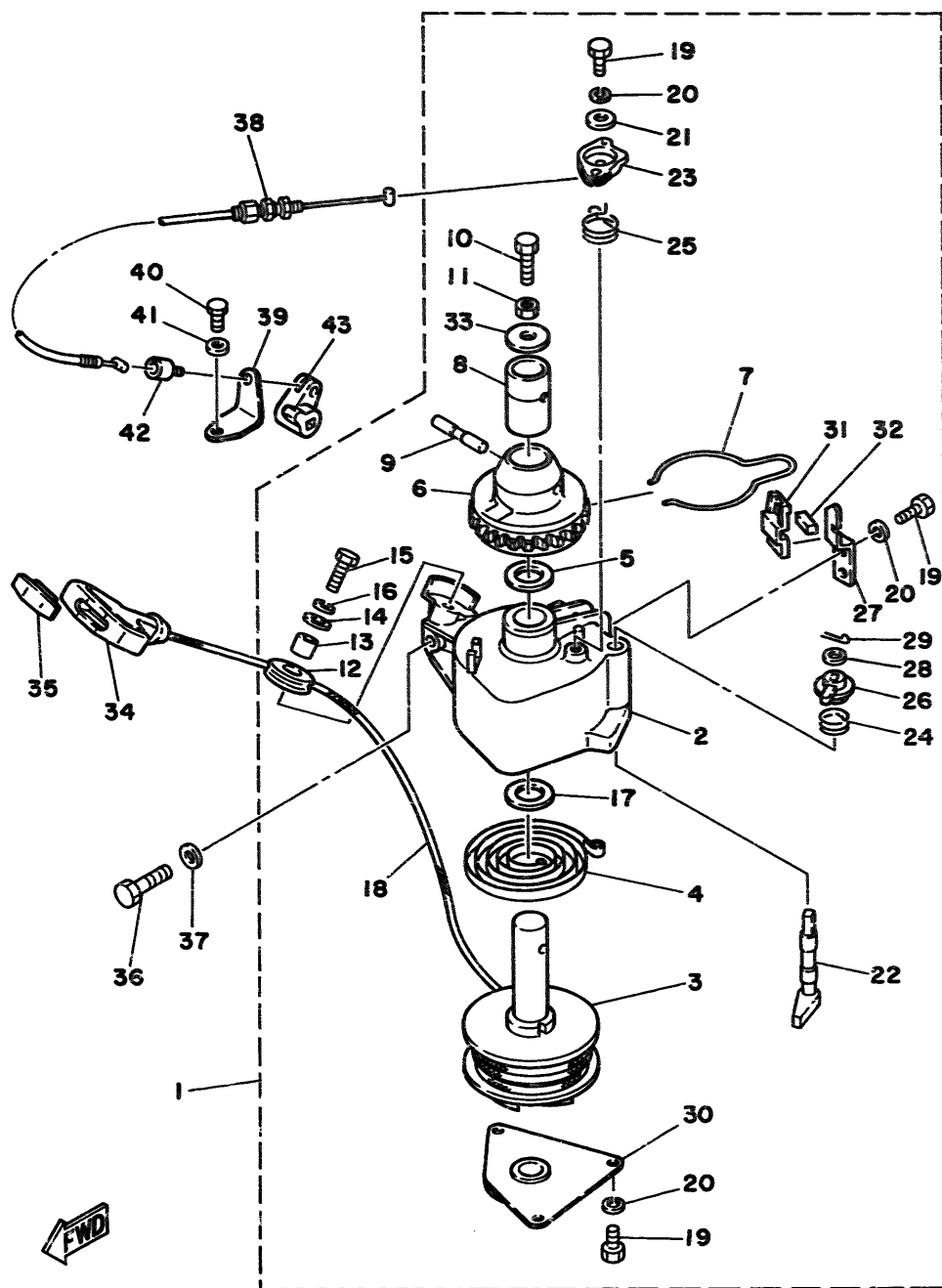


FIG. 8 STARTER

DEMARREUR

REF. NO.	PART NO. NO. PIECES	DESCRIPTION DESCRIPTION	Q'TY QTE	REMARKS REMARQUES
26	6G8-15747-00	.LINK .BIELLETTTE	1	
27	6G8-15716-00	.PLATE, DRIVE .PLAQUE, ENTRAINEMENT	1	
28	92990-06200	.WASHER, PLAIN .RONDELLE, PLATE	1	
29	91490-16015	.PIN, COTTER .GOUPILLE	1	
30	6G8-15712-00	.COVER, STARTER CASE .COUVERCLE, CARTER DEMARREUR	1	
31	6G8-15779-00	.COVER .COUVERCLE	1	
32	6G8-15789-00	.DAMPER .AMORTISSEUR	1	
33	6G8-15742-00	.WASHER, DRIVE PAWL .RONDELLE, CLIQUET	1	
34	6G1-15755-00	HANDLE, STARTER POIGNEE, DE DEMARREUR	1	
35	689-15779-01	COVER COUVERCLE	1	
36	97313-08030	BOLT BOULON	3	
37	92990-08600	WASHER, PLATE RONDELLE, PLATE	3	
38	6G8-15770-00	CABLE COMP., STARTER STOP CABLE, BUTEE DE DEMAR	1	
39	6G8-15771-00	STAY 1 SUPPORT 1	1	
40	97095-06012	BOLT BOULON	1	
41	92990-06600	WASHER, PLATE RONDELLE, PLATE	1	
42	6G8-15772-00	STAY 2 SUPPORT 2	1	
43	6G8-44125-00	LEVER, SHIFT ROD LEVIER, TIGE D'INVERSION	1	

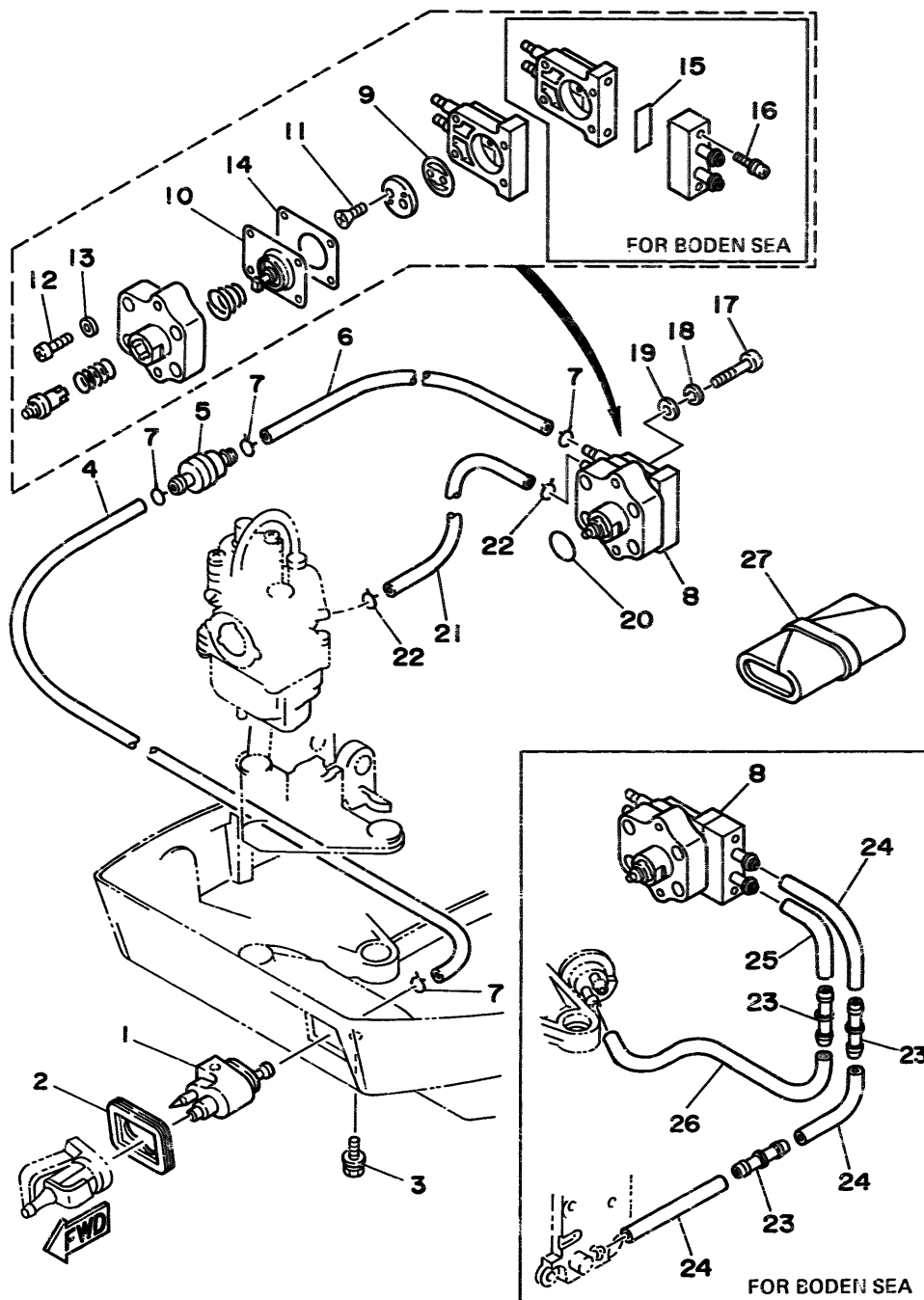


FIG. 9 FUEL

CARBURANT

REF. NO.	PART NO. NO. PIECES	DESCRIPTION DESCRIPTION	Q'TY QTE	REMARKS REMARQUES
1	661-24304-02	FUEL PIPE JOINT COMP. 1 DURITE RACCORDEMENT. A ESSENCE	1	
2	668-24329-00	SEAL JOINT	1	
3	97595-06520	BOLT, WITH WASHER BOULON, AVEC RONDELLE	1	
4	668-24311-00	PIPE, FUEL 1 DURITE A ESSENCE	1	
5	646-24251-02	STRAINER 1 FILTRE 1	1	
6	90445-09065	HOSE DURITE	1	
7	90467-08004	CLIP JONC	4	
8	668-24410-03	FUEL PUMP ASSY POMPE A ESSENCE	1	UR STD
	668-24410-E0	FUEL PUMP ASSY POMPE A ESSENCE	1	UR FOR BODEN SEA
9	668-24421-00	.VALVE, CHECK .SOUPAPE, RETENUE	1	
10	668-24411-02	.DIAPHRAGM .DIAPHRAGME	1	
11	98780-03008	.SCREW, FLAT HEAD .VIS A TETE FRAISEE	2	
12	98503-04014	.SCREW, PAN HEAD .VIS	4	
13	92990-04200	.WASHER, PLAIN .RONDELLE, PLATE	4	
14	668-24471-00	.DIAPHRAGM .DIAPHRAGME	1	
15	668-24329-00	.SEAL .JOINT	1	FOR BODEN SEA
16	677-24444-01	.SCREW .VIS	2	FOR BODEN SEA
17	98580-06025	SCREW, PAN HEAD VIS	2	
18	92995-06100	WASHER, SPRING RONDELLE, GROWER	2	
19	92990-06600	WASHER, PLATE RONDELLE, PLATE	2	
20	93210-20M65	O-RING JOINT TORIQUE	1	
21	90445-09105	HOSE DURITE	1	
22	90467-08004	CLIP JONC	2	
23	668-24376-00	PIPE, JOINT 1 DURITE 1, RACCORDEMENT	3	FOR BODEN SEA
24	90445-09065	HOSE DURITE	3	FOR BODEN SEA
25	6H4-24312-00	PIPE 2 DURITE 2	1	FOR BODEN SEA
26	90445-09M00	HOSE DURITE	1	FOR BODEN SEA
27	676-W2810-01	TOOL KIT TROUSSE A OUTILS	1	

C5

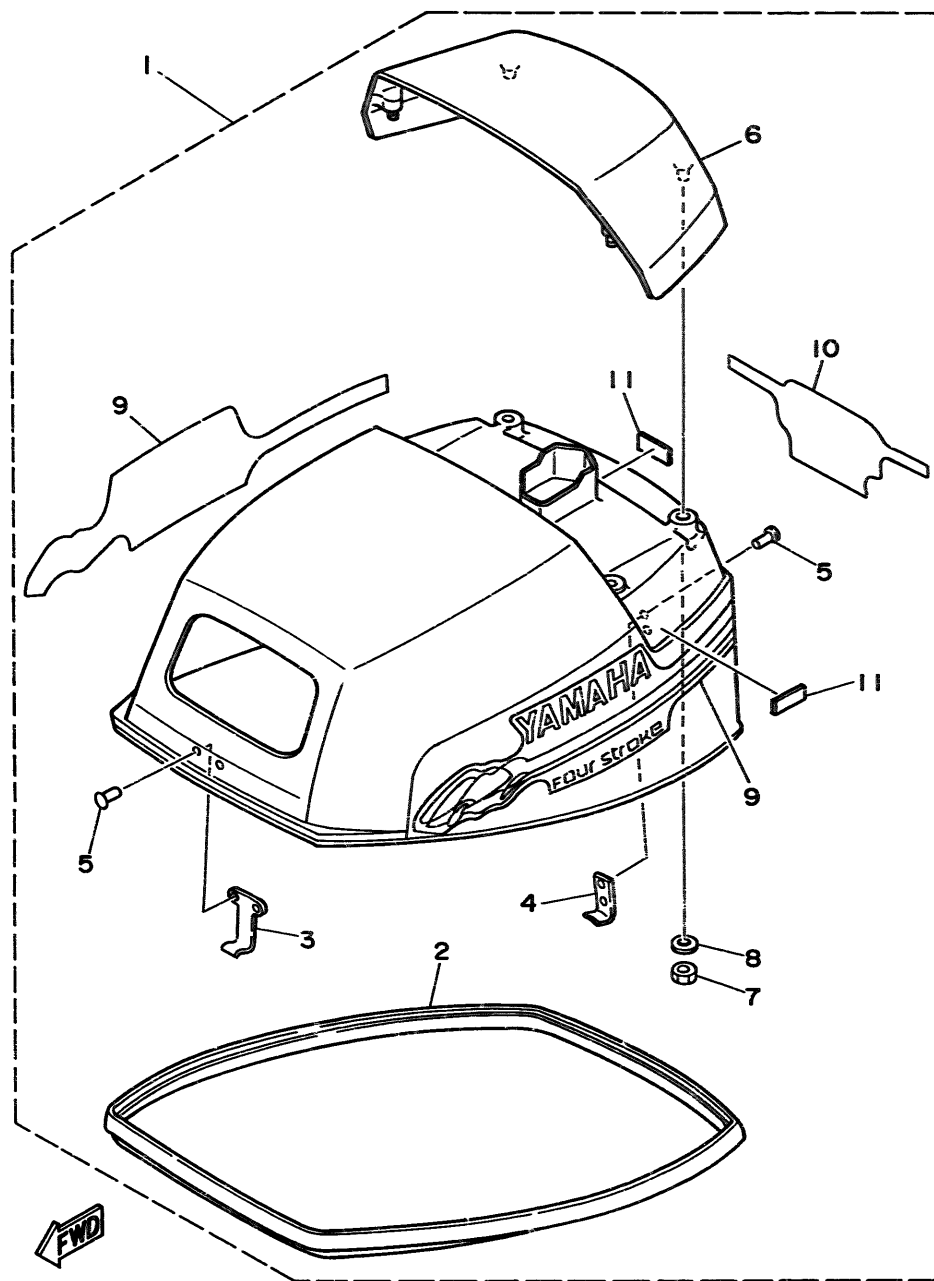


FIG. 10 TOP COWLING

CAPOT SUPERIEUR

REF. NO.	PART NO. NO. PIECES	DESCRIPTION DESCRIPTION	Q'TY QTE	REMARKS REMARQUES
1	6G9-42610-14-4D	TOP COWLING ASSY CAPOT (ENS.)	1	UR F9.9B
	6J7-42610-51-4D	TOP COWLING ASSY CAPOT (ENS.)	1	UR F8B
2	6G8-42615-01	.SEAL .JOINT	1	
3	6G8-42651-00	.HOOK .CROCHET	1	
4	6G8-42652-00	.HOOK .CROCHET	1	
5	90266-04M04	.RIVET .RIVET	4	
6	6G8-42613-01-4D	.MOLDING, AIR DUCT .MANCHON A AIR	1	
7	95380-06700	.NUT .ECROU	4	
8	92990-06200	.WASHER, PLAIN .RONDELLE, PLATE	4	
9	6G9-W0070-13	.GRAPHIC SET .JEU DIEMBLEMES	1	
10	6G9-42678-13	.GRAPHIC, REAR .ADHESIF, ARRIERE	1	UR F9.9B
	6J7-42678-51	.GRAPHIC, REAR .ADHESIF, ARRIERE	1	UR F8B
11	6G8-42662-00	.DAMPER .AMORTISSEUR	3	

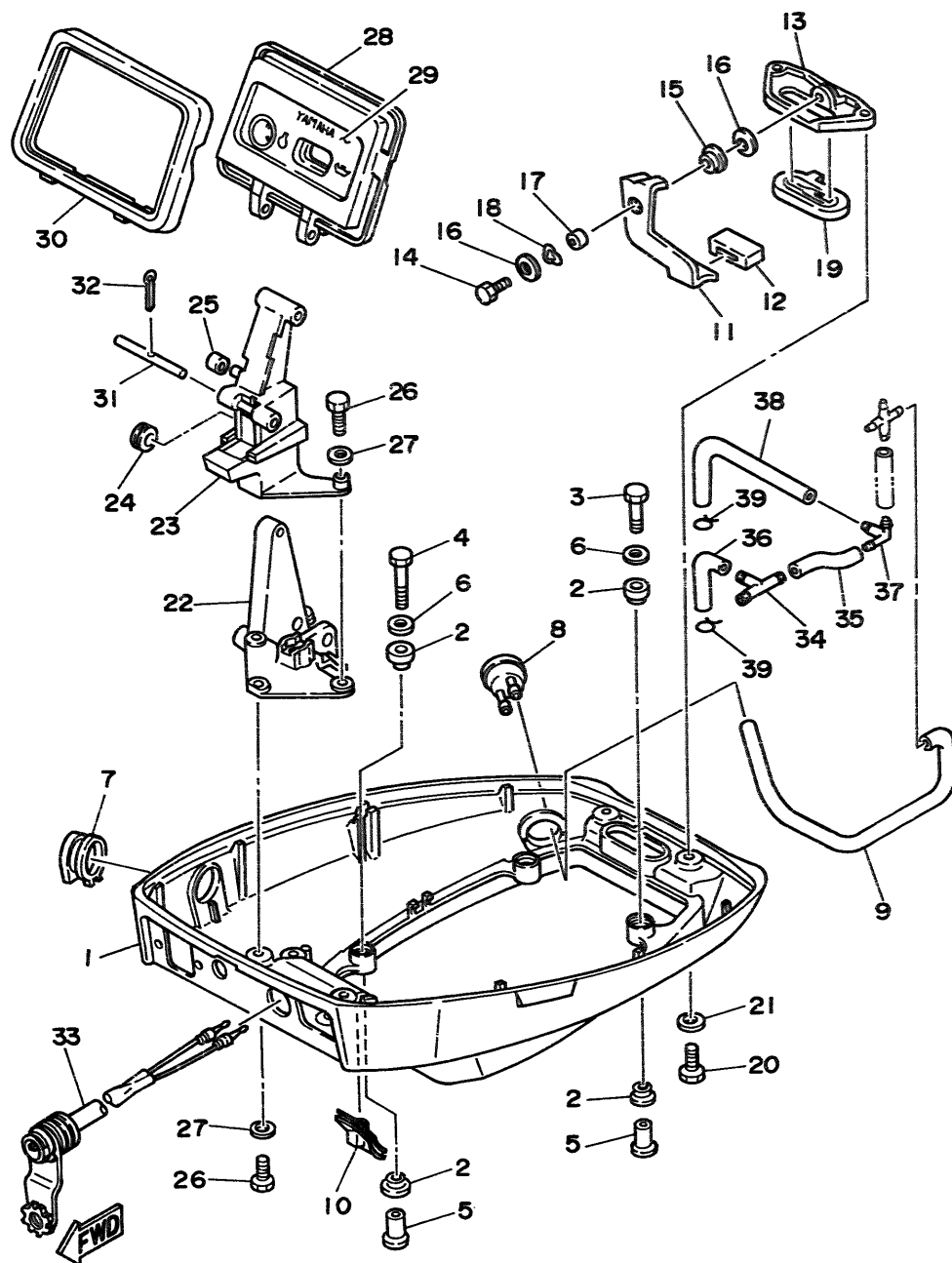


FIG. 11 BOTTOM COWLING

CAPOT INFERIEUR

REF. NO.	PART NO. NO. PIECES	DESCRIPTION DESCRIPTION	Q'TY QTE	REMARKS REMARQUES
1	6G8-42711-02-4D	COWLING, BOTTOM CUVETTE	1	
2	90480-09M35	GROMMET RONDELLE CAOUTCHOUC	8	
3	97095-06030	BOLT BOULON	2	
4	97313-06040	BOLT BOULON	2	
5	90387-06M15	COLLAR COLLERETTE	4	
6	90201-06M31	WASHER, PLATE RONDELLE, PLATE	4	
7	6G8-42724-00	GROMMET PASSE-FIL	1	
8	6G8-44391-00	NIPPLE, HOSE RACCORD D'ESSENCE	1	
9	90445-09163	HOSE DURITE	1	EXCEPT FOR BODEN SEA
10	6G8-42727-00	GROMMET PASSE-FIL	1	
11	6G8-42815-00	LEVER, CLAMP LEVIER, PRESSE	1	
12	6G8-42831-00	BUSHING POULIE	1	
13	6G8-42811-00-94	STAY SUPPORT	1	
14	97095-06016	BOLT BOULON	1	
15	90386-08M49	BUSH DOUILLE	1	
16	90201-06M31	WASHER, PLATE RONDELLE, PLATE	2	
17	90387-06M72	COLLAR COLLERETTE	1	
18	90206-08M13	WASHER, WAVE RONDELLE, ONDULEE	1	
19	6G8-42748-00	GROMMET PASSE-FIL	1	
20	97095-06016	BOLT BOULON	2	
21	92990-06600	WASHER, PLATE RONDELLE, PLATE	2	
22	6G8-42738-00-94	PLATE, FITTING ETRIER	1	
23	6G8-42719-00-94	PANEL, FRONT LOWER PANNEAU, AVANT INFERIEUR	1	
24	90480-19031	GROMMET RONDELLE CAOUTCHOUC	1	
25	90445-05ME6	HOSE DURITE	1	
26	97095-06016	BOLT BOULON	4	
27	92990-06600	WASHER, PLATE RONDELLE, PLATE	4	
28	6G8-42614-02	PANEL, FRONT UPPER PANNEAU, AVANT SUPERIEUR	1	F8BM/F9.9BM

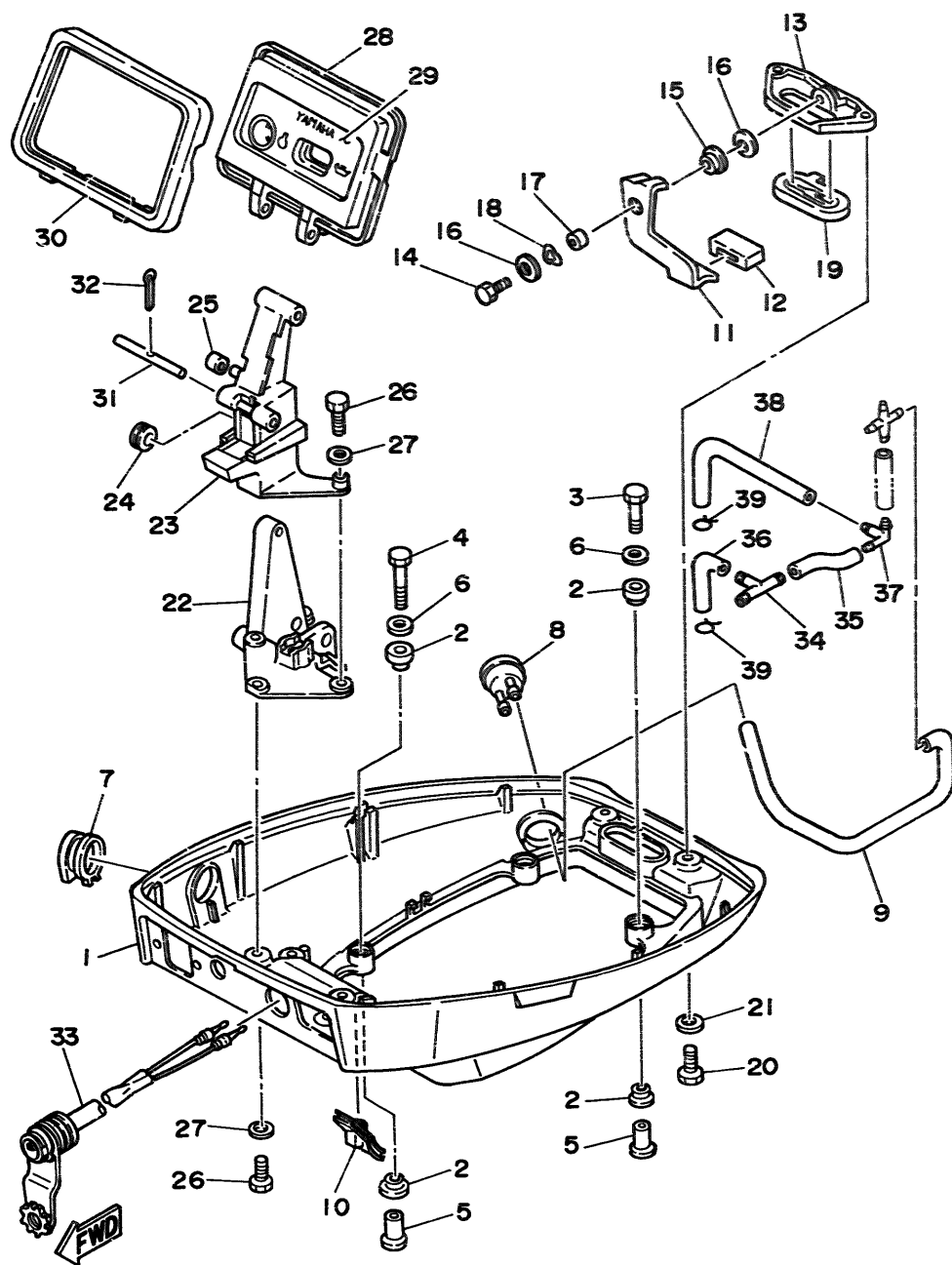


FIG. 11 BOTTOM COWLING

CAPOT INFERIEUR

REF. NO.	PART NO. NO. PIECES	DESCRIPTION DESCRIPTION	Q'TY QTE	REMARKS REMARQUES
29	6G8-42677-00	GRAPHIC, FRONT ADHESIF, AVANT	1	F8BM/F9.9BM
30	6G8-42629-02	SEAL JOINT	1	
31	6G8-42755-00	HINGE, COWLING PENTURE	1	
32	91490-16010	PIN, COTTER GOUILLE	1	
33	682-84381-00	2P CONCENT RALLONGE 2 FILS	1	
34	6G8-24379-00	PIPE, JOINT 4 DURITE, RACCORDEMENT 4	1	
35	90445-10M78	HOSE DURITE	1	
36	6G8-12476-00	PIPE 6 DURITE 6	1	
37	6G8-24378-01	PIPE, JOINT 3 DURITE, RACCORDEMENT 3	1	
38	6G8-12485-00	PIPE 5 DURITE 5	1	
39	90467-10M04	CLIP JONC	2	

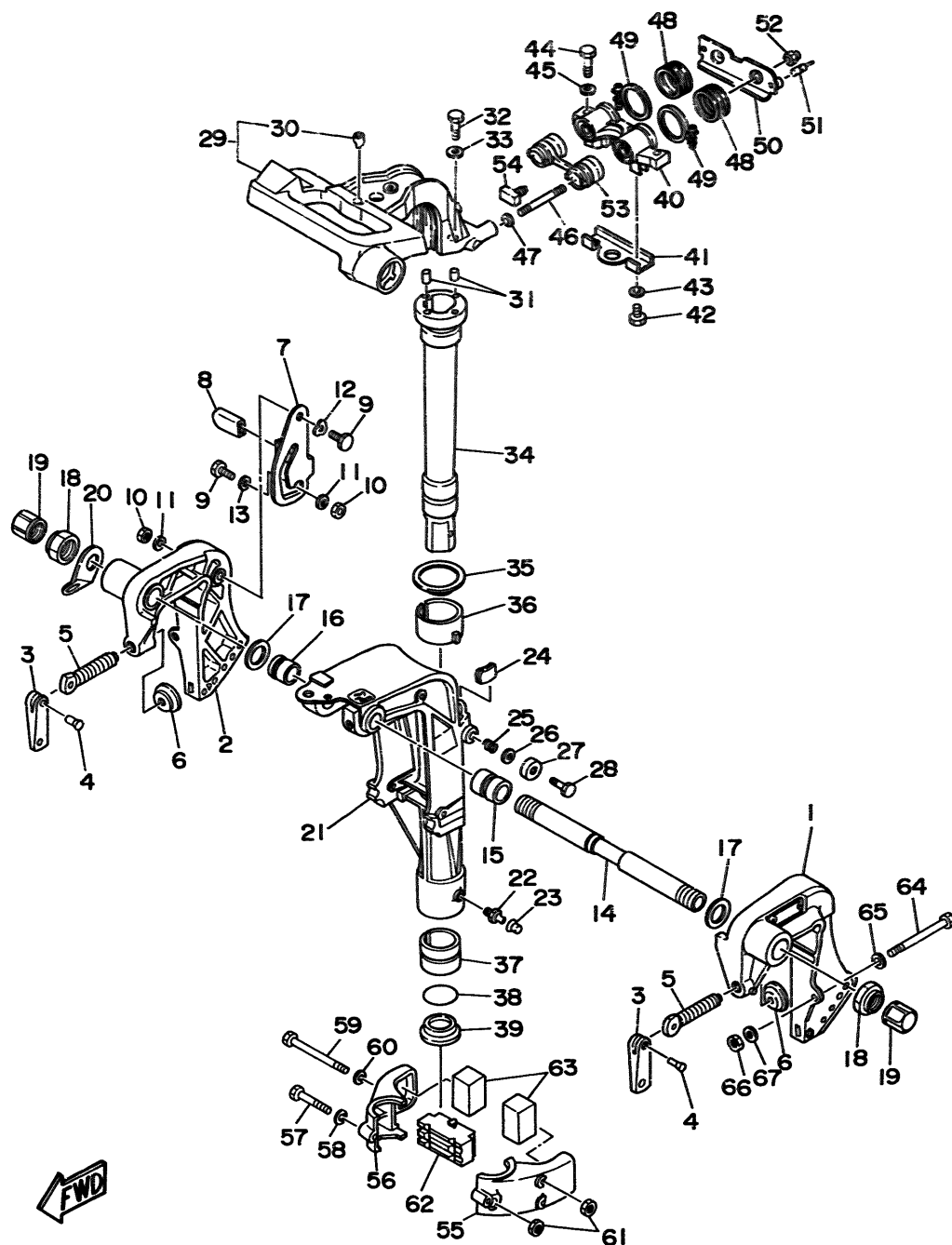


FIG. 12 BRACKET 1

SUPPORT 1

REF. NO.	PART NO. NO. PIECES	DESCRIPTION DESCRIPTION	Q'TY QTE	REMARKS REMARQUES
1	668-43111-03-4D	BRACKET, CLAMP PRESSE	1	
2	668-43112-04-4D	BRACKET, CLAMP PRESSE	1	
3	616-43118-00-4D	HANDLE, TRANSOM CLAMP POIGNEE DE VIS DE PRESSE	2	
4	90243-04M00	PIN GOUPILLE	2	
5	6E7-43116-00	SCREW, TRANSOM CLAMP VIS DE PRESSE	2	
6	648-43114-01	PAD, TRANSOM CLAMP RONDELLE D'APPUI	2	
7	668-43181-00	LEVER, TILT STOP LEVIER, VERROUILLAGE RELEVAGE	1	
8	682-43318-01	COVER CAPUCHON	1	
9	90109-06M25	BOLT BOULON	2	
10	95680-06100	NUT, U ECROU, U	2	
11	92990-06600	WASHER, PLATE RONDELLE, PLATE	2	
12	90206-10M15	WASHER, WAVE RONDELLE, ONDULEE	1	
13	682-43339-01	WASHER RONDELLE	1	
14	668-43131-00	BOLT, CLAMP BRACKET BOULON, PRESSE	1	
15	90386-22M92	BUSH DOUILLE	1	
16	90386-22M93	BUSH DOUILLE	1	
17	90201-22428	WASHER, PLATE RONDELLE, PLATE	2	
18	90185-22M11	NUT, SELF-LOCKING ECROU, AUTO-BLOCANT	2	
19	665-43145-00	CAP, CLAMP BRACKET CAPUCHON, PRESSE	2	
20	6J8-43113-01	PLATE, CLAMP BRACKET PLAQUETTE, PRESSE	1	
21	669-43311-03-4D	BRACKET, SWIVEL SUPPORT, PIVOT	1	UR SHORT
	668-43311-14-4D	BRACKET, SWIVEL SUPPORT, PIVOT	1	UR LONG
22	93700-06M03	NIPPLE, GREASE PION	1	
23	663-45119-00	CAP, GREASE NIPPLE CAPUCHON, GRAISSEUR	1	AP
24	668-42528-00	PLATE, FRICTION PLAQUE, FRICTION	1	
25	90501-18M00	SPRING, COMPRESSION RESSORT, COMPRESSION	1	
26	90201-06M31	WASHER, PLATE RONDELLE, PLATE	1	
27	668-43373-00	SEAL, DAMPER JOINT	1	

D2

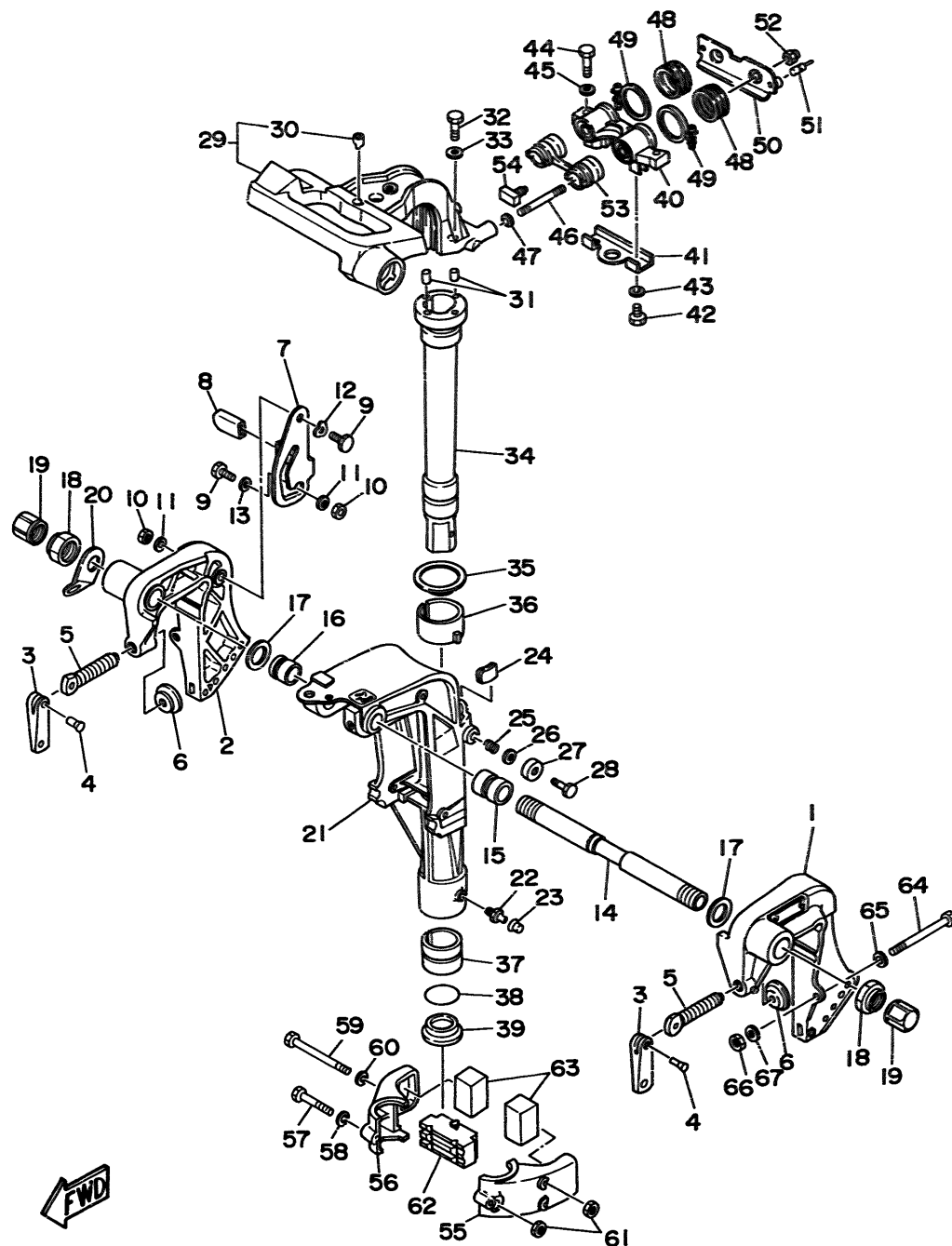


FIG. 12 BRACKET 1

SUPPORT 1

REF. NO.	PART NO. NO. PIECES	DESCRIPTION DESCRIPTION	Q'TY QTE	REMARKS REMARQUES
28	97095-06025	BOLT BOULON	1	
29	669-42511-01-4D	BRACKET, STEERING CADRE, DIRECTION	1	
30	668-42534-00	.PIN, DOWEL .GOUPILE	1	
31	93605-15065	PIN, DOWEL AXE	2	
32	97095-06030	BOLT BOULON	2	
33	92990-06600	WASHER, PLATE RONDELLE, PLATE	2	
34	669-42521-00-94	SHAFT, STEERING PIVOT AXE, PIVOT DE DIRECTION	1	UR SHORT
	668-42521-10-94	SHAFT, STEERING PIVOT AXE, PIVOT DE DIRECTION	1	UR LONG
35	90209-45M09	WASHER RONDELLE	1	
36	668-42537-00	BUSHING, PIVOT SHAFT COUSSINET	1	
37	90386-37M47	BUSH DOUILLE	1	
38	93210-37M67	O-RING JOINT TORIQUE	1	
39	90386-37M48	BUSH DOUILLE	1	
40	668-44517-00-94	MOUNT RUBBER SILENT-BLOC	1	
41	668-44526-00	PLATE PLAQUE	1	
42	97095-06012	BOLT BOULON	2	
43	92990-06600	WASHER, PLATE RONDELLE, PLATE	2	
44	97395-08030	BOLT BOULON	2	
45	92990-08600	WASHER, PLATE RONDELLE, PLATE	2	
46	90116-08M28	BOLT, STUD GOUJON	2	
47	90201-08M12	WASHER, PLATE RONDELLE, PLATE	2	
48	668-44522-00	SEAL JOINT	2	
49	90460-38M06	CLAMP, HOSE BRIDE, DE DURITE	2	
50	668-44518-00	BRACKET COMP. SUPPORT COMPLET	1	
51	668-44533-00	DAMPER, UPPER MOUNT RUBBER COUVERCLE, SUSPENSION INFERIEU	2	
52	95780-08300	NUT, FLANGE ECRou	2	
53	668-44521-00	SEAL JOINT	1	
54	668-44532-00	STOPPER, UPPER MOUNT PLAQUETTE	1	

D3



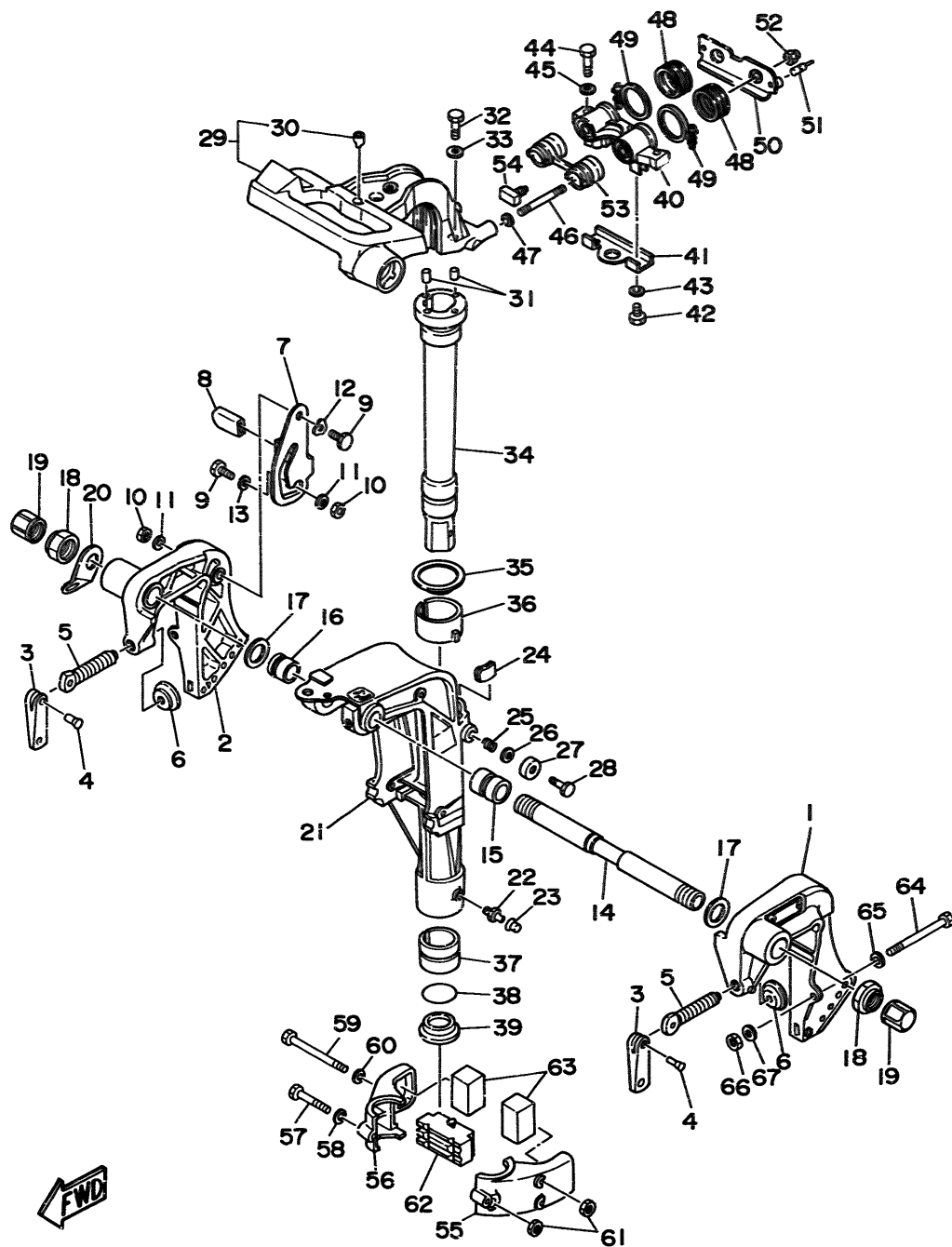


FIG. 12 BRACKET 1

SUPPORT 1

REF. NO.	PART NO. NO. PIECES	DESCRIPTION DESCRIPTION	Q'TY QTE	REMARKS REMARQUES
55	6G8-44551-01-4D	HOUSING, LOWER MOUNT RUBBER BOITIER, SILENT-BLOC INFÉRIEUR	1	
56	6G8-44552-02-4D	HOUSING, LOWER MOUNT RUBBER BOITIER, SILENT-BLOC INFÉRIEUR	1	
57	97095-06045	BOLT BOULON	1	
58	92990-06600	WASHER, PLATE RONDELLE, PLATE	1	
59	97095-06095	BOLT BOULON	2	
60	92990-06600	WASHER, PLATE RONDELLE, PLATE	2	
61	95380-06700	NUT ECROU	3	
62	6G8-44557-00	MOUNT DAMPER, LOWER FRONT SILENT-BLOC, INFÉRIEUR AVANT	1	
63	682-44555-00	MOUNT DAMPER, LOWER SIDE SILENT-BLOC, INFÉRIEUR LATÉRAL	2	
64	90101-08M88	BOLT BOULON	2	
65	92990-08600	WASHER, PLATE RONDELLE, PLATE	2	
66	95780-08300	NUT, FLANGE ECROU	2	
67	90201-08MA4	WASHER, PLATE RONDELLE, PLATE	2	

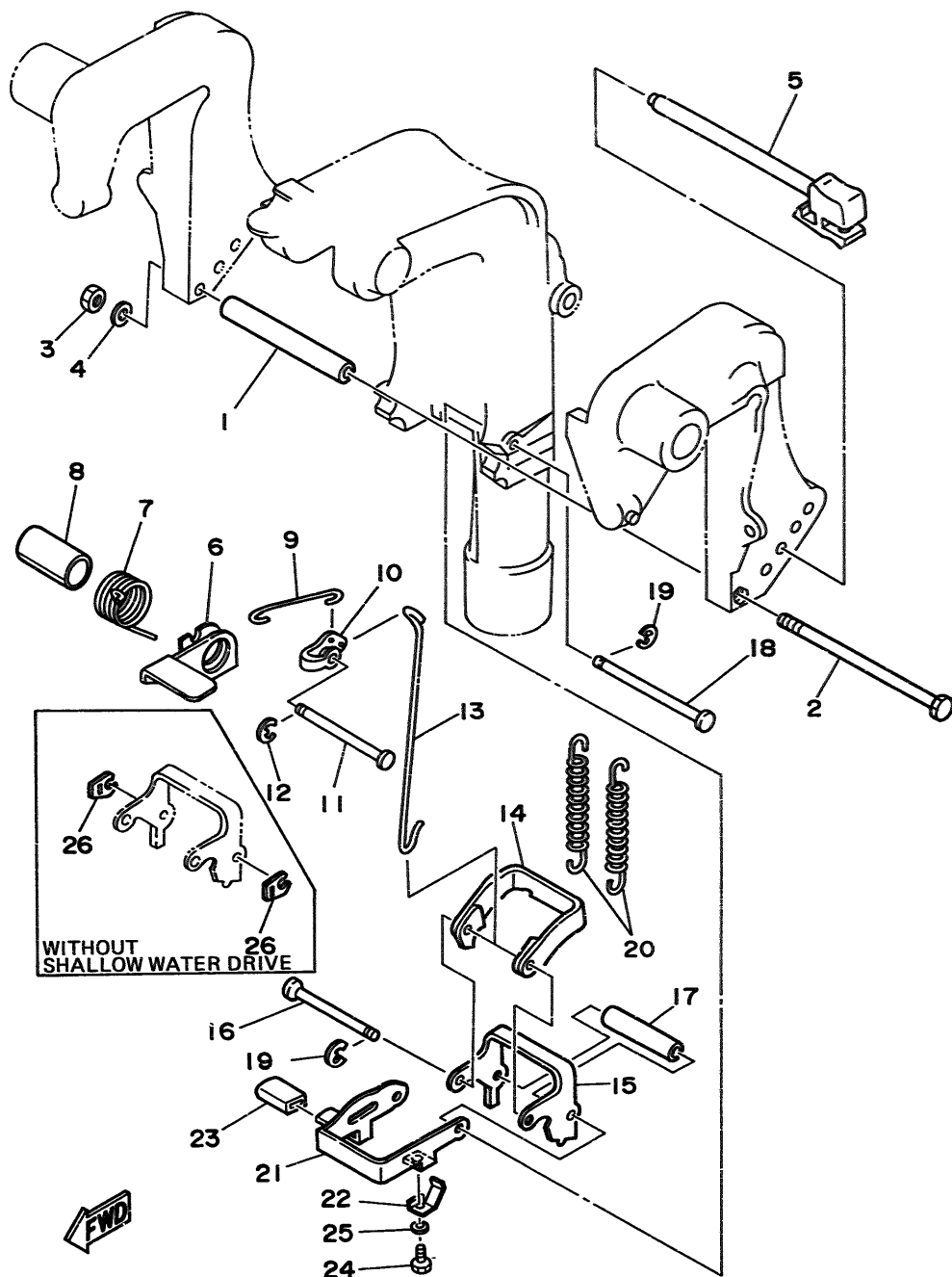


FIG. 13 BRACKET 2

SUPPORT 2

REF. NO.	PART NO. NO. PIECES	DESCRIPTION DESCRIPTION	Q'TY QTE	REMARKS REMARQUES
1	90387-06M09	COLLAR COLLERETTE	1	
2	97095-06135	BOLT BOULON	1	
3	95380-06700	NUT ECROU	1	
4	92990-06600	WASHER, PLATE RONDELLE, PLATE	1	
5	668-43160-01	TILT ROD ASSY BROCHE D'INCLINAISON (ENS.)	1	
6	668-43631-02	LEVER, TILT LEVIER, INCLINAISON	1	
7	90508-18M33	SPRING, TORSION RESSORT, TORSION	1	
8	90386-20M94	BUSH DOUILLE	1	
9	668-43616-00	ROD, TILT LOCK TIGE	1	
10	682-43641-00	LEVER, TILT LEVIER, INCLINAISON	1	
11	90249-06M20	PIN GOUPILLE	1	
12	99080-05600	CIRCLIP CIRCLIP	1	
13	668-43617-00	ROD, TILT LOCK TIGE	1	
14	682-43614-00	PLATE, TILT LOCK ETRIER, VERROUILLAGE MARCHE AR	1	
15	682-43615-01	PLATE, TILT LOCK ETRIER, VERROUILLAGE MARCHE AR	1	
16	682-43611-01	SHAFT, TILT LOCK AXE, VERROUILLAGE MARCHE AR	1	
17	90387-06M20	COLLAR COLLERETTE	1	
18	682-43659-00	SHAFT, REVERSE LOCK AXE, VERROUILLAGE MARCHE AR	1	
19	99080-05600	CIRCLIP CIRCLIP	2	
20	90506-26M01	SPRING, TENSION RESSORT, TENSION	2	UR
	90506-26M07	SPRING, TENSION RESSORT, TENSION	2	UR FOR DUAL THRUST PROP.
21	669-43681-00	LEVER, SHALLOW WATER DRIVE LEVIER	1	
22	669-43643-00	SPRING RESSORT	1	
23	682-43318-01	COVER CAPUCHON	1	
24	97095-06008	BOLT BOULON	1	
25	92990-06600	WASHER, PLATE RONDELLE, PLATE	1	
26	682-43673-00	WASHER 1 RONDELLE 1	2	WITHOUT SHALLOW WATER DRIVE

D5

FIG. 14 STEERING (F8BM/F8BEM/F9.9BM/F9.9BEM)  
FIG. 14 DIRECTION (F8BM/F8BEM/F9.9BM/F9.9BEM)

REF. NO.	PART NO. NO. PIECES	DESCRIPTION DESCRIPTION	Q'TY QTE	REMARKS REMARQUES
1	6G8-42111-01-4D	HANDLE, STEERING POIGNEE	1	
2	6G8-42112-02-4D	HANDLE, STEERING POIGNEE	1	
3	98780-05016	SCREW, FLAT HEAD VIS A TETE FRAISEE	2	
4	6G8-44191-00	INDICATOR, SHIFT ETIQUETTE, EMBRAYAGE	1	
5	93700-06M03	NIPPLE, GREASE PION	1	
6	663-45119-00	CAP, GREASE NIPPLE CAPUCHON, GRAISSEUR	1	AP
7	6G8-42147-01	SPRING RESSORT	1	
8	97395-05016	BOLT BOULON	1	
9	92990-05600	WASHER, PLATE RONDELLE, PLATE	1	
10	6H4-42725-00	GROMMET PASSE-FIL	1	
11	97095-06025	BOLT BOULON	2	
12	92990-06600	WASHER, PLATE RONDELLE, PLATE	2	
13	97095-06040	BOLT BOULON	2	
14	92990-06600	WASHER, PLATE RONDELLE, PLATE	2	
15	6G8-42126-01-94	FRICTION, STEERING HANDLE GRIP CUVETTE, POIGNEE DE DIRECTION	1	
16	90501-23M42	SPRING, COMPRESSION RESSORT, COMPRESSION	1	
17	97580-06030	SCREW, PAN HEAD VIS, TETE TRONCONIQUE	1	
18	90201-06049	WASHER, PLATE RONDELLE, PLATE	1	
19	90202-06007	WASHER, PLATE RONDELLE, PLATE	1	
20	95380-06700	NUT ECROU	1	
21	6G8-42119-00	GRIP, STEERING HANDLE POIGNEE, BARRE FRANCHE	1	
22	6G8-42137-01	INDICATOR, THROTTLE INDICATEUR, ACCELERATION	1	UR F9.9B
	6J6-42137-00	INDICATOR, THROTTLE INDICATEUR, ACCELERATION	1	UR F8B
23	90269-02M09	RIVET RIVET	1	
24	6G8-42177-00	RUBBER, HANDLE CAOUTCHOUC, POIGNEE	1	
25	6G8-42113-01-4D	HANDLE, STEERING 3 POIGNEE 3	1	
26	90386-33M56	BUSH DOUILLE	1	
27	90206-20M14	WASHER, WAVE RONDELLE, ONDULEE	1	

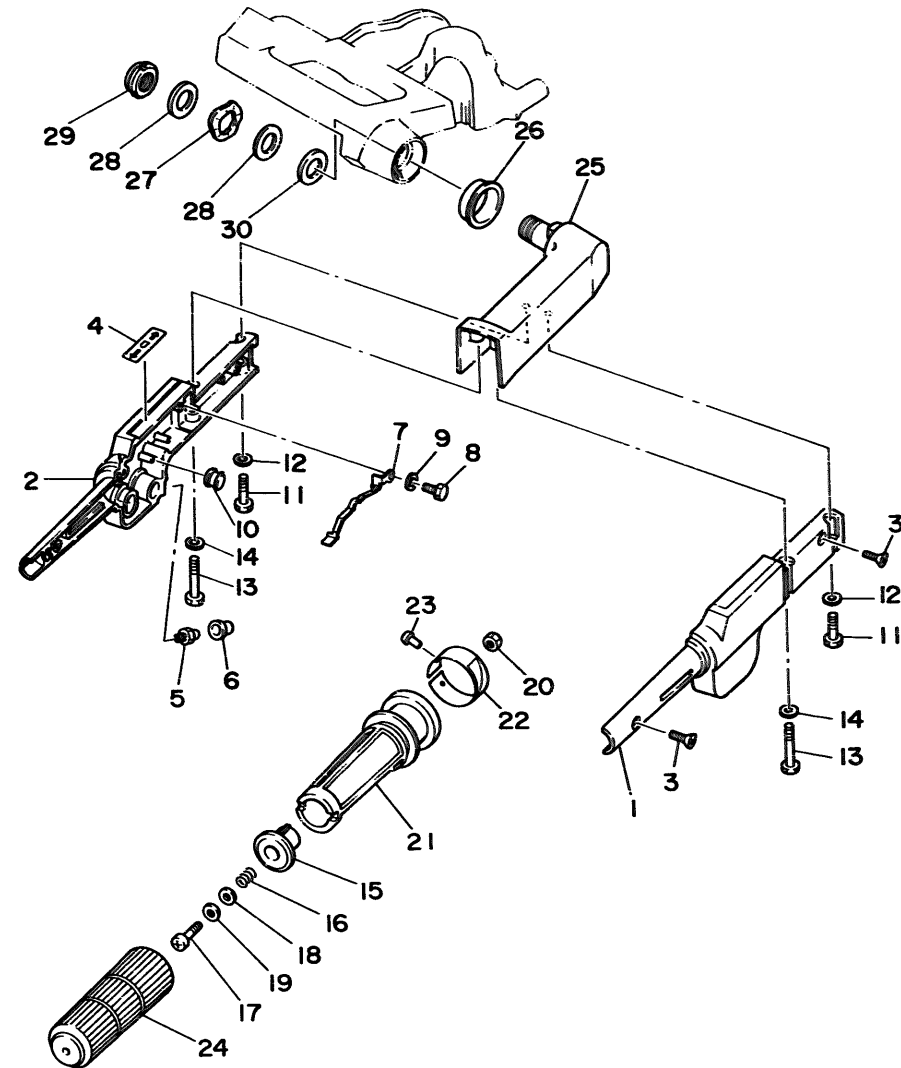
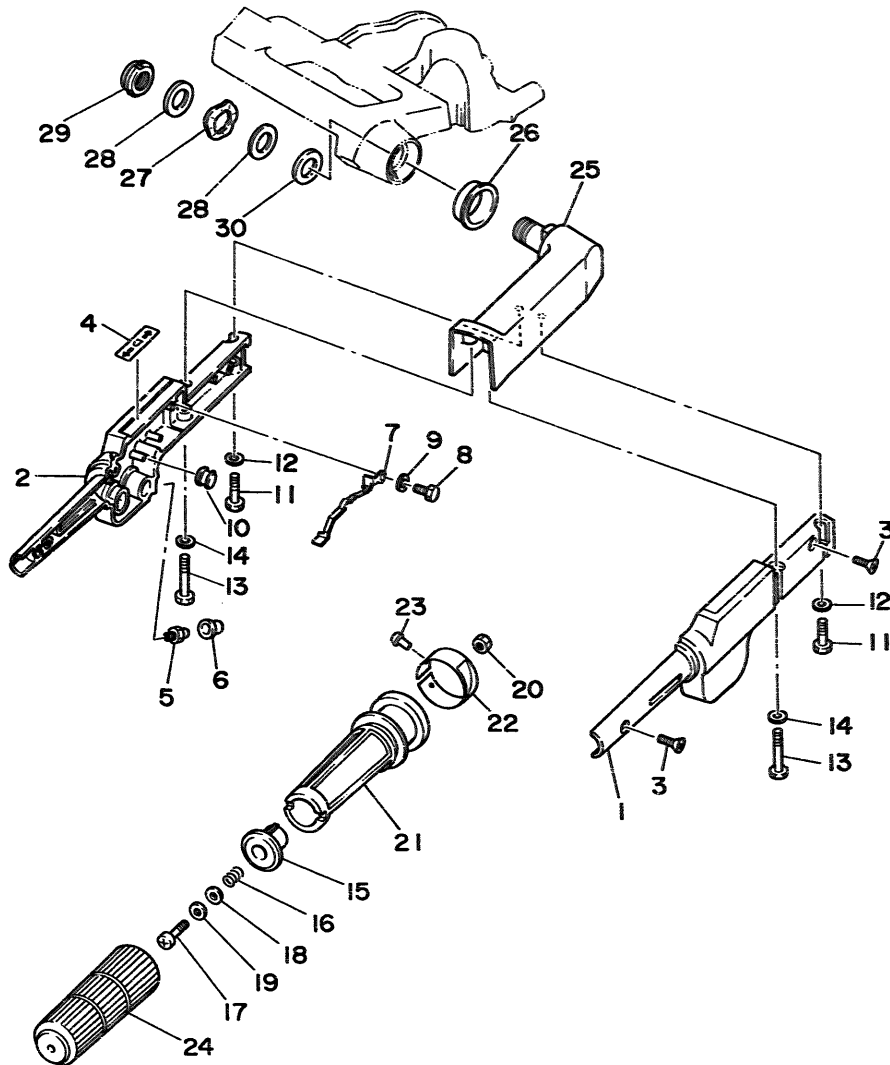


FIG. 14 STEERING (F8BM/F8BEM/F9.9BM/F9.9BEM)  
 FIG. 14 DIRECTION (F8BM/F8BEM/F9.9BM/F9.9BEM)

REF. NO.	PART NO. NO. PIECES	DESCRIPTION DESCRIPTION	Q'TY QTE	REMARKS REMARQUES
28	90201-20M00	WASHER, PLATE RONDELLE, PLATE	2	
29	90185-20M03	NUT, SELF-LOCKING ECROU, AUTO-BLOCANT	1	
30	90202-20M33	WASHER, PLATE RONDELLE, PLATE	1	



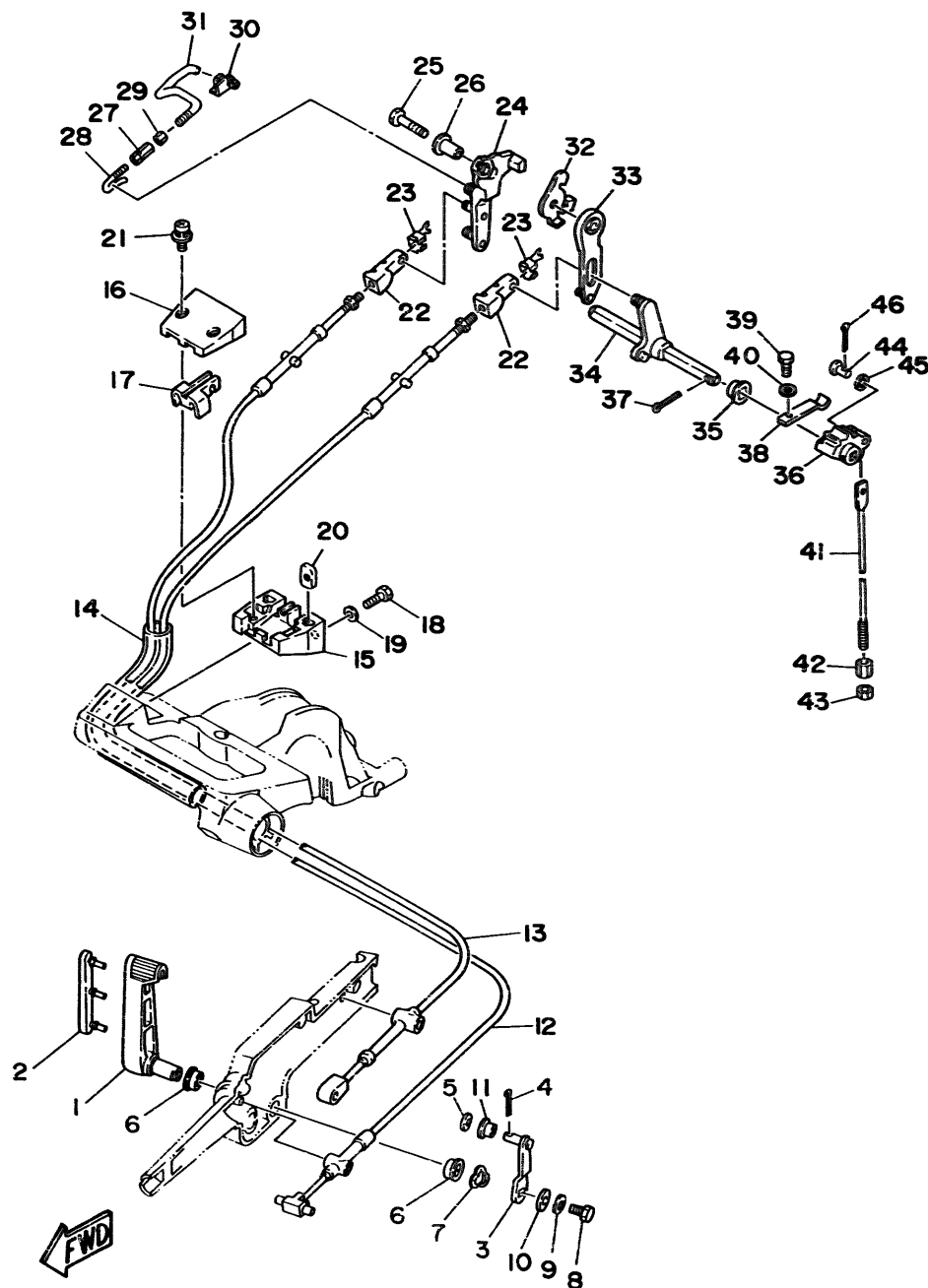


FIG. 15 CONTROL

COMMANDE

REF. NO.	PART NO. NO. PIECES	DESCRIPTION DESCRIPTION	Q'TY QTE	REMARKS REMARQUES
1	6G8-44121-00-98	LEVER, SHIFT ROD LEVIER, TIGE D'INVERSION	1	
2	6G8-42129-00	BUSHING, RUBBER DOUILLE, CAOUTCHOUC	1	
3	6G8-44123-00	ARM, SHIFT ROD BRAS, TIGE D'INVERSION	1	
4	91490-16010	PIN, COTTER GOUPILLE	1	
5	92990-05200	WASHER, PLAIN RONDELLE, PLATE	1	
6	90386-12069	BUSH DOUILLE	2	
7	90206-12052	WASHER, WAVE RONDELLE, ONDULEE	1	
8	97095-06016	BOLT BOULON	1	
9	92990-06600	WASHER, PLATE RONDELLE, PLATE	1	
10	90201-06M94	WASHER, PLATE RONDELLE, PLATE	1	
11	90386-05M54	BUSH DOUILLE	1	
12	6G8-48311-02	CABLE	1	UR
	6G8-48311-11	CABLE	1	UR FOR HANDY REMOTE CONTROL
13	6G8-48321-01	CABLE	1	UR
	6G8-48321-10	CABLE	1	UR FOR HANDY REMOTE CONTROL
14	90445-24M00	HOSE DURITE	1	UR
	90445-20ME5	HOSE DURITE	1	UR FOR HANDY REMOTE CONTROL
15	6G8-41661-00-98	BRACKET SUPPORT	1	
16	6G8-41662-00-98	BRACKET SUPPORT	1	
17	6G8-41663-00	BRACKET 3 SUPPORT 3	1	
18	97095-06016	BOLT BOULON	2	
19	92990-06600	WASHER, PLATE RONDELLE, PLATE	2	
20	6G8-41654-00	NUT ECROU	2	
21	90159-05M06	SCREW, WITH WASHER VIS, AVEC RONDELLE	2	
22	6G8-26363-00	END, CABLE EMBOUT DE CABLE	2	
23	6G8-26364-00	END, CABLE 2 EMBOUT, DE CABLE	2	
24	6G8-41212-00	ARM, ACCEL. BRAS	1	
25	97095-06030	BOLT BOULON	1	

E1

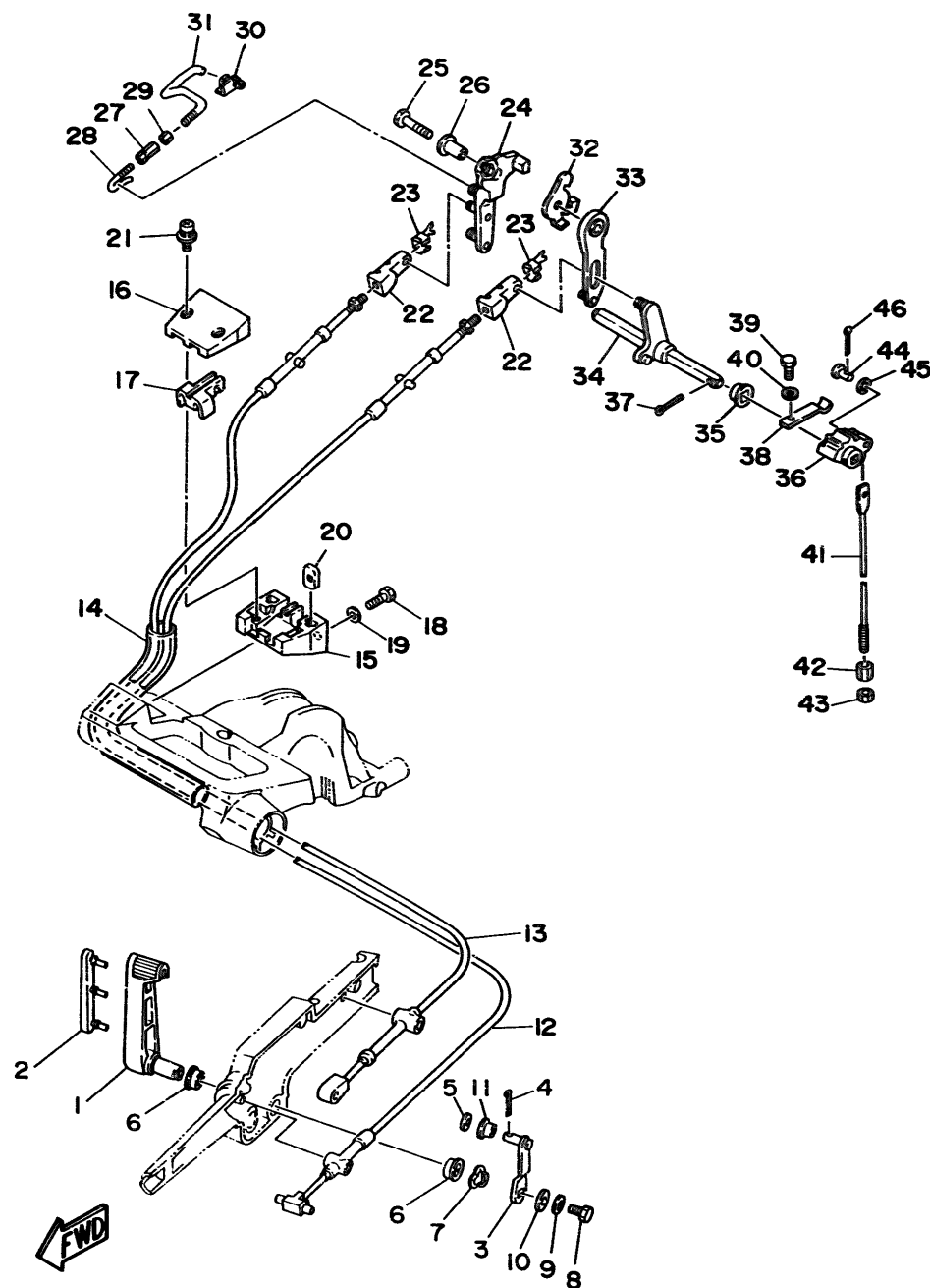


FIG. 15 CONTROL

COMMANDE

REF. NO.	PART NO. NO. PIECES	DESCRIPTION DESCRIPTION	Q'TY QTE	REMARKS REMARQUES
26	90387-06M58	COLLAR COLLERETTE	1	
27	6G8-41238-01	JOINT, LINK RACCORD	1	
28	6G8-41241-01	ROD, LINK BIELLETTE	1	
29	95303-04600	NUT ECROU	1	
30	6G8-41237-01	JOINT, LINK RACCORD	1	
31	6G8-41242-01	ROD 2 TIGE 2	1	
32	6G8-14493-00	STAY 1 SUPPORT 1	1	
33	6G8-44111-00	HANDLE, GEAR SHIFT POIGNEE, LEVIER D'EMBRAYAGE	1	
34	6G8-44159-00	HANDLE, GEAR SHIFT POIGNEE, LEVIER D'EMBRAYAGE	1	
35	682-44132-00	BUSHING COUSSINET	1	
36	682-44121-01	LEVER, SHIFT ROD LEVIER, TIGE D'INVERSION	1	
37	91490-25020	PIN, COTTER GOUPILLE	1	
38	682-44116-01	SPRING RESSORT	1	
39	97395-06014	BOLT BOULON	1	
40	92990-06600	WASHER, PLATE RONDELLE, PLATE	1	
41	6G9-44143-00	ROD, SHIFT TIGE D'EMBRAYAGE	1	UR SHORT
	6G8-44143-10	ROD, SHIFT TIGE D'EMBRAYAGE	1	UR LONG
42	90170-06015	NUT ECROU	1	
43	95380-06700	NUT ECROU	1	
44	91790-05020	PIN, CLEVIS AXE D'ARTICULATION	1	
45	92990-05600	WASHER, PLATE RONDELLE, PLATE	1	
46	91490-16010	PIN, COTTER GOUPILLE	1	

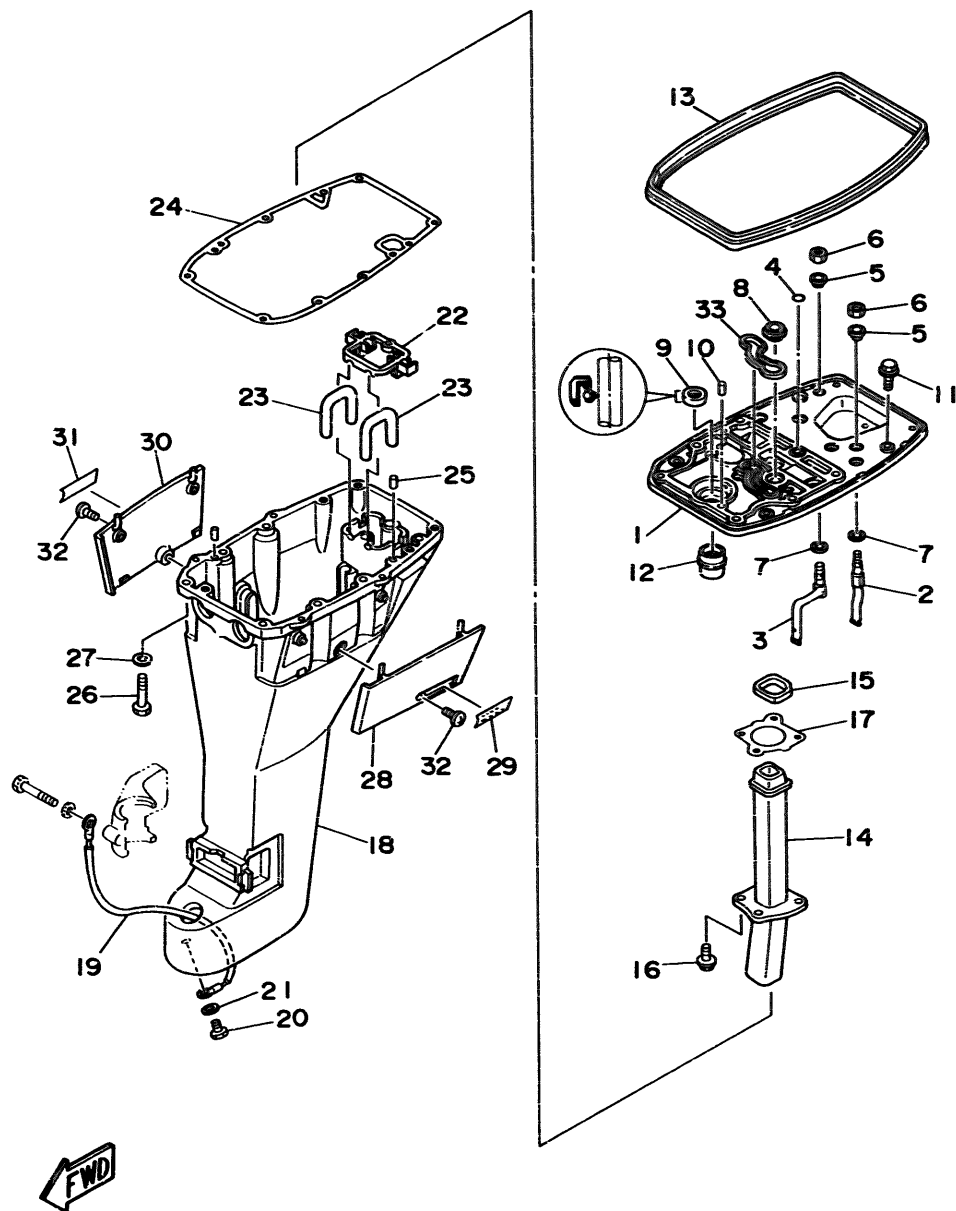


FIG. 16 UPPER CASING

FOURREAU

REF. NO.	PART NO. NO. PIECES	DESCRIPTION DESCRIPTION	Q'TY QTE	REMARKS REMARQUES
1	6G8-41137-04-94	GUIDE, EXHAUST COLLECTEUR D'ECHAPPEMENT	1	
2	6G8-12483-00	PIPE 3 DURITE 3	1	
3	6G8-12484-00	PIPE 4 DURITE 4	1	
4	93210-08M60	O-RING JOINT TORIQUE	1	
5	90386-10M70	BUSH DOUILLE	2	
6	95380-10700	NUT ECROU	2	
7	90202-10M03	WASHER, PLATE RONDELLE, PLATE	2	
8	6G8-44367-00	DAMPER, WATER SEAL JOINT TUBE D'EAU	1	
9	93101-13M27	OIL SEAL JOINT SPY	1	
10	93606-12019	PIN, DOWEL GOUPILLE	2	
11	97595-06520	BOLT, WITH WASHER BOULON, AVEC RONDELLE	2	
12	6G8-45135-00	PIPE TUYAU	1	
13	6G8-42716-00	RUBBER, SEAL 1 JOINT EN CAOUTCHOUC 1	1	
14	6G8-41131-01	MANIFOLD, EXT. 1 PIPE D'ECHAPPEMENT	1	
15	6G8-41138-00	SEAL, EXT. 1 JOINT DE GROUPE 1	1	
16	90105-06M33	BOLT, WASHER BASED BOULON, AVEC RONDELLE	4	
17	6G8-41133-A0	GASKET, EXHAUST MANIFOLD 1 JOINT, PIPE D'ECHAPPEMENT	1	
18	6G9-45111-03-4D	CASING, UPPER FOURREAU	1	UR SHORT
	6G8-45111-13-4D	CASING, UPPER FOURREAU	1	UR LONG
19	6G8-82149-00	WIRE, LEAD 3 FIL 3	1	
20	97095-06012	BOLT BOULON	1	
21	92990-06600	WASHER, PLATE RONDELLE, PLATE	1	
22	6G8-45151-00	COVER, UPPER CASING CAPUCHON, FOURREAU	1	
23	6G8-45136-00	PIPE DURITE	1	
24	6G8-45113-A0	GASKET, UPPER CASING JOINT, TUBE D'ARBRE	1	
25	93606-12019	PIN, DOWEL GOUPILLE	2	
26	97395-08040	BOLT BOULON	6	
27	92990-08600	WASHER, PLATE RONDELLE, PLATE	6	

E3

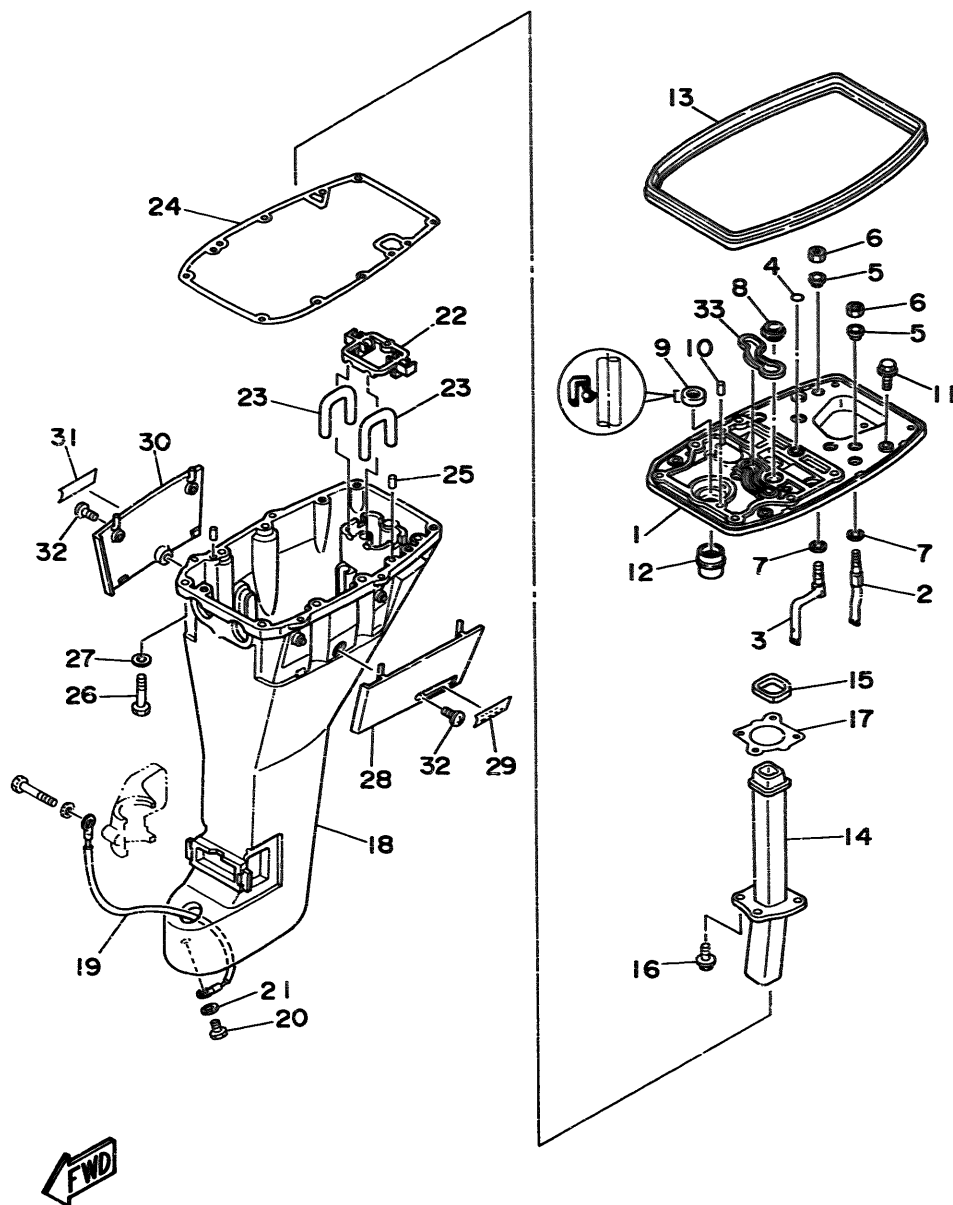


FIG. 16 UPPER CASING

FOURREAU

REF. NO.	PART NO. NO. PIECES	DESCRIPTION DESCRIPTION	Q'TY QTE	REMARKS REMARQUES
28	6G8-42741-00-4D	APRON	1	
29	6G8-42791-00	CAPOT LATERAL	1	
30	6G8-42771-00-4D	APRON	1	
31	6G8-42792-00	MARK	1	
32	90157-06M04	SCREW, PAN HEAD	2	
33	6G8-11355-00	SEAL, CYLINDER 1	1	
		JOINT, SPY CYLINDRE		



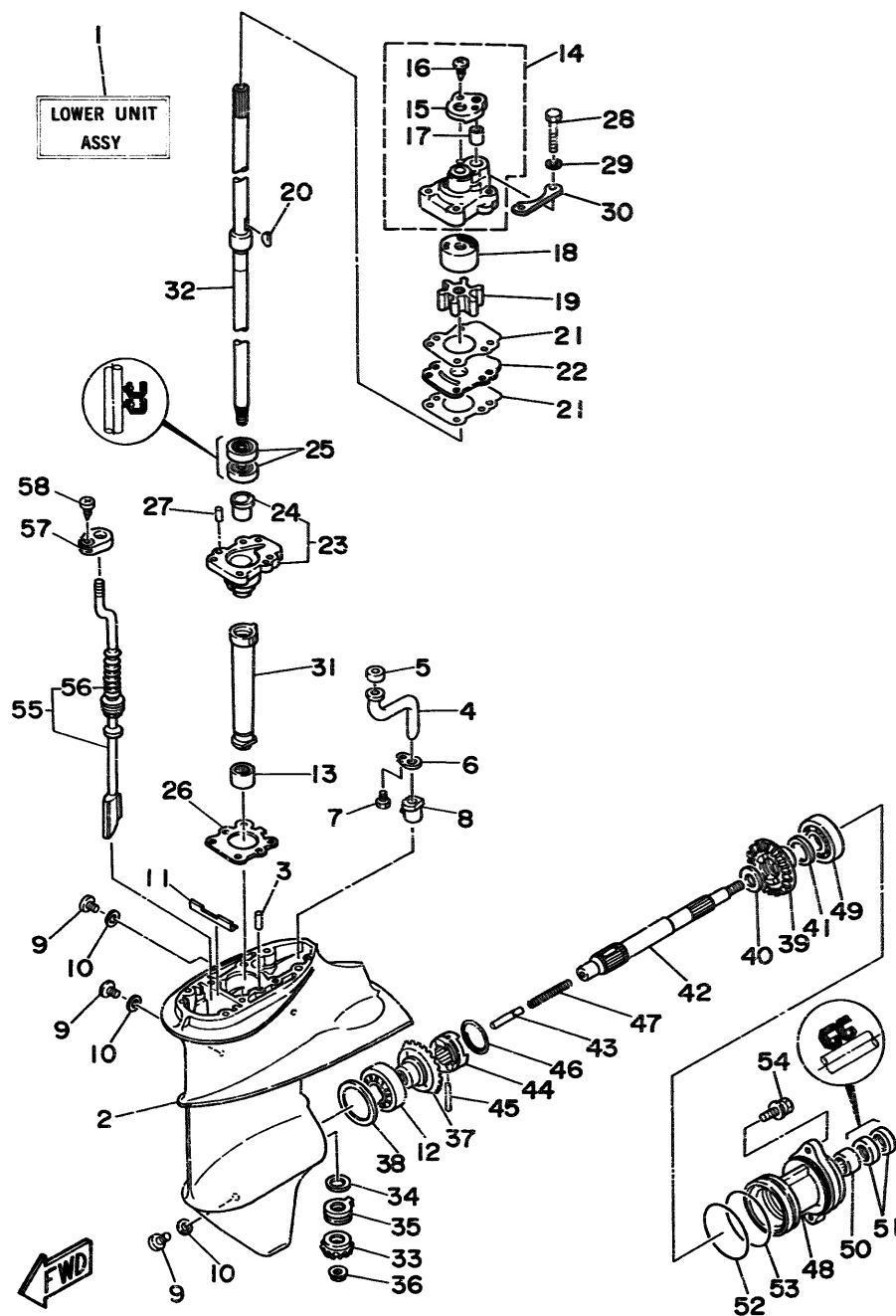


FIG. 17 LOWER CASING. DRIVE 1

BOITIER D'HELICE, TRANSMISSION 1

REF. NO.	PART NO. NO. PIECES	DESCRIPTION DESCRIPTION	Q'TY QTE	REMARKS REMARQUES
1	6G9-45300-06-4D	LOWER UNIT ASSY UNITE INFÉRIEURE (ENS.) (REF.NO. 2 ~ 58)	1	UR SHORT
	6G9-45300-16-4D	LOWER UNIT ASSY UNITE INFÉRIEURE (ENS.) (REF.NO. 2 ~ 58)	1	UR LONG
2	6E8-45311-00-4D	CASING, LOWER BOITIER D'HELICE	1	
3	93604-08062	PIN, DOWEL CLAVETTE	1	
4	683-44362-01	TUBE, WATER TUBE D'EAU	1	
5	683-44365-01	DAMPER, WATER SEAL JOINT, TUBE D'EAU	1	
6	683-44373-00	SET PLATE, WATER TUBE BRIDE, TUBE D'EAU	1	
7	97095-06010	BOLT BOULON	1	
8	6E7-44366-00	DAMPER, WATER SEAL JOINT, TUBE D'EAU	1	
9	90340-08M04	PLUG, STRAIGHT SCREW PLOT, FILETE DROIT	3	
10	90430-08020	GASKET JOINT	3	
11	682-45376-01	GUIDE, SEAL DAMPER BUTÉE, JOINT CAOUTCHOUC	1	
12	93332-00005	BEARING ROULEMENT	1	
13	93315-314V8	BEARING, CYLINDRICAL ROULEMENT	1	
14	682-44300-01	HOUSING WATER PUMP ASSY CORPS POMPE A EAU (ENS)	1	
15	682-44312-00	.COVER, WATER PUMP HOUSING .COUVERCLE	1	
16	97780-40112	.SCREW, TAPPING .VIS, TÊTE BOMBÉE	2	
17	682-44365-00	.DAMPER, WATER SEAL .JOINT, TUBE D'EAU	1	
18	682-44322-00	INSERT, CARTRIDGE CUVETTE	1	
19	682-44352-01	IMPELLER TURBINE	1	
20	90280-03024	KEY, WOODRUFF CLAVETTE, DEMI-LUNE	1	
21	682-44315-A0	GASKET, WATER PUMP JOINT, POMPE A EAU	2	
22	682-44323-00	OUTER PLATE, CARTRIDGE PLAQUE EXTERIEURE	1	
23	6E7-45331-00-5B	HOUSING, BEARING FLASQUE, ROULEMENT	1	
24	626-45316-09	.BUSHING, DRIVE SHAFT .DOUILLE, ARBRE MOTEUR	1	
25	93101-20048	OIL SEAL JOINT SPY	2	
26	683-45315-A0	PACKING, LOWER CASING JOINT, BOITIER D'HELICE	1	

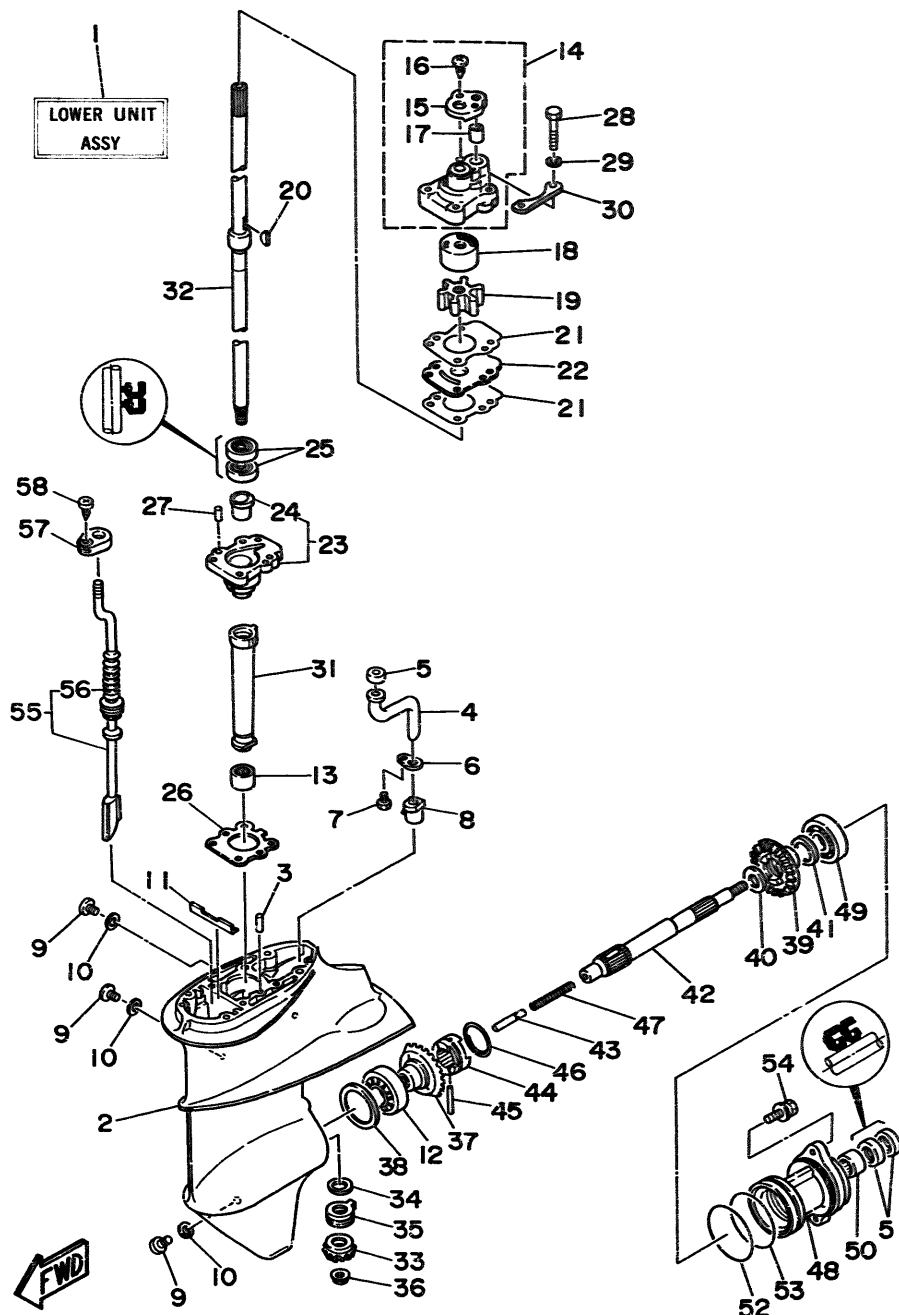


FIG. 17 LOWER CASING. DRIVE 1

BOITIER D'HELICE, TRANSMISSION 1

REF. NO.	PART NO. NO. PIECES	DESCRIPTION DESCRIPTION	Q'TY QTE	REMARKS REMARQUES
27	93606-12019	PIN, DOWEL Goupille	2	
28	97035-06045	BOLT Boulon	4	
29	92990-06600	WASHER, PLATE Rondelle, Plate	4	
30	682-44328-00	PLATE Plaquette	2	
31	6E7-45536-00	SLEEVE, DRIVE SHAFT Manchon, Arbre Moteur	1	
32	669-45501-00	DRIVE SHAFT COMP. Arbre Moteur Comp.	1	UR SHORT
	669-45501-10	DRIVE SHAFT COMP. Arbre Moteur Comp.	1	UR LONG
33	6E7-45551-00	PINION Pignon d'Attaque	1	
34	6E8-45587-00-13	SHIM (T:1.13MM) CALE (T:1.13MM)	1	UR
	6E8-45587-00-20	SHIM (T:1.20MM) CALE (T:1.20MM)	1	UR
35	93341-414V1	BEARING, THRUST Cerveaux de Direction	1	
36	90179-08M06	NUT Ecroû	1	
37	6E7-45560-00	GEAR Pignon	1	
38	664-45567-01-10	SHIM (T:0.10MM) CALE (T:0.10MM)	1	UR
	664-45567-01-12	SHIM (T:0.12MM) CALE (T:0.12MM)	1	UR
	664-45567-01-15	SHIM (T:0.15MM) CALE (T:0.15MM)	1	UR
	664-45567-01-18	SHIM (T:0.18MM) CALE (T:0.18MM)	1	UR
	664-45567-01-30	SHIM (T:0.30MM) CALE (T:0.30MM)	1	UR
	664-45567-01-40	SHIM (T:0.40MM) CALE (T:0.40MM)	1	UR
	664-45567-01-50	SHIM (T:0.50MM) CALE (T:0.50MM)	1	UR
39	6E7-45571-00	GEAR Pignon	1	
40	90201-17682	WASHER, PLATE Rondelle, Plate	1	
41	626-45577-00-01	SHIM (0.1MM) CALE (0.1MM)	1	UR
	626-45577-00-03	SHIM (0.3MM) CALE (0.3MM)	1	UR
	626-45577-00-05	SHIM (0.5MM) CALE (0.5MM)	1	UR
42	683-45611-00	SHAFT, PROPELLER Arbre, Helice	1	
43	650-45635-00	PLUNGER, SHIFT Poussoir d'Embrayage	1	
44	682-45631-00	CLUTCH, DOG Crabot	1	

E6

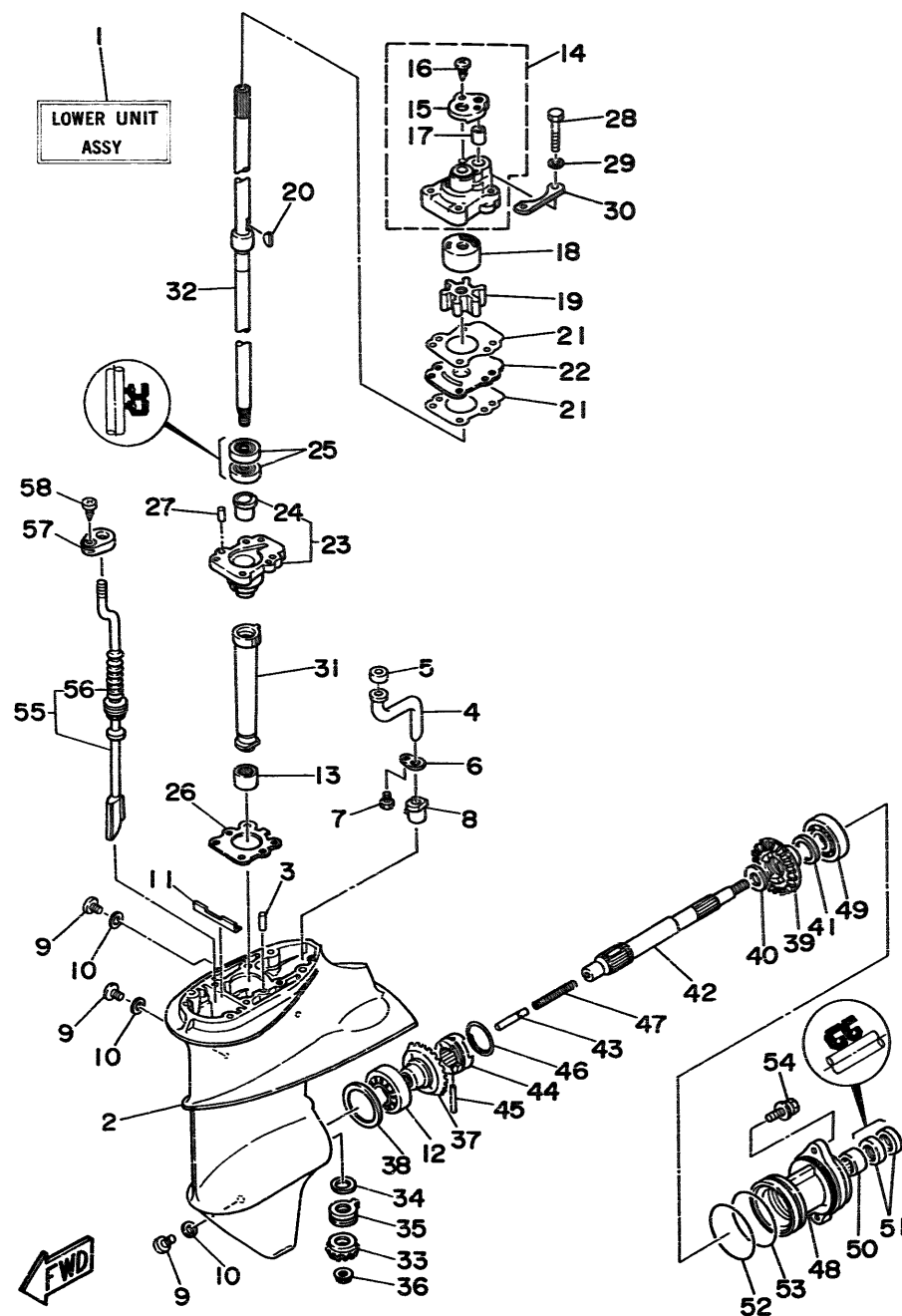


FIG. 17 LOWER CASING. DRIVE 1

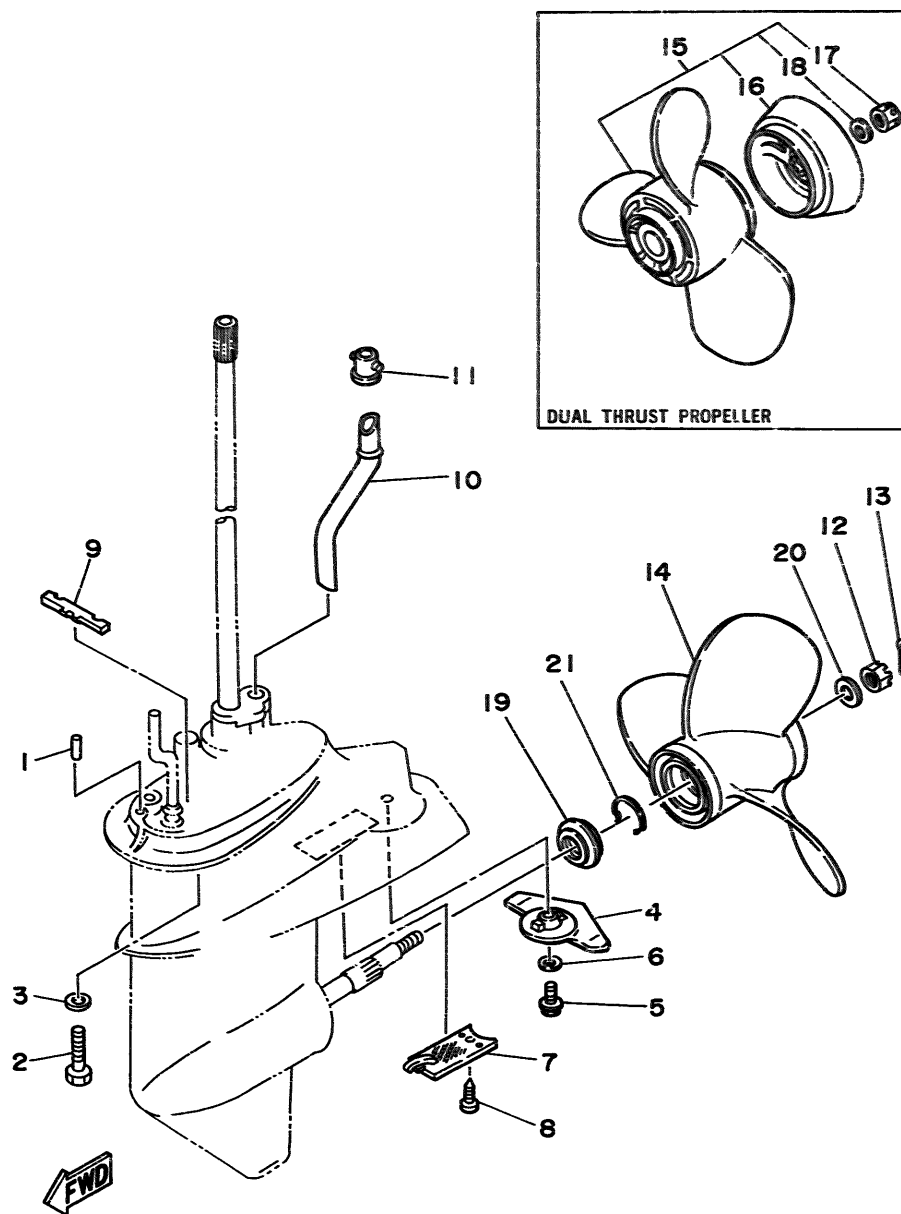
BOITIER D'HELICE, TRANSMISSION 1

REF. NO.	PART NO. NO. PIECES	DESCRIPTION DESCRIPTION	Q'TY QTE	REMARKS REMARQUES
45	90250-05010	PIN, STRAIGHT GOUILLE, DROITE	1	
46	648-45633-00	RING, CROSS PIN JONC, GOUILLE CRABOT	1	
47	90501-14M06	SPRING, COMPRESSION RESSORT, COMPRESSION	1	
48	683-45361-01-4D	CAP, LOWER CASING COUVERCLE, BOITIER D'HELICE	1	
49	93306-00518	BEARING ROULEMENT	1	
50	93315-317U2	BEARING, CYLINDRICAL ROULEMENT	1	
51	93101-17054	OIL SEAL JOINT SPY	2	
52	93210-57M09	O-RING JOINT TORIQUE	1	
53	93210-56M80	O-RING JOINT TORIQUE	1	
54	97595-06520	BOLT, WITH WASHER BOULON, AVEC RONDELLE	2	
55	6G9-44150-00	SHIFT CAM ASSY CAME D'INVERSION	1	UR SHORT
	6G9-44150-10	SHIFT CAM ASSY CAME D'INVERSION	1	UR LONG
56	682-44147-00	.BOOT, SHIFT ROD .SOUFFLET, TIGE D'INVERSION	1	
57	682-44176-00	BRACKET SUPPORT	1	
58	97780-50110	SCREW, TAPPING VIS, TETE BOMBEE	1	

FIG. 18 LOWER CASING. DRIVE 2

BOITIER D'HELICE, TRANSMISSION 2

REF. NO.	PART NO. NO. PIECES	DESCRIPTION DESCRIPTION	Q'TY QTE	REMARKS REMARQUES
1	93606-12019	PIN, DOWEL GOUPILLE	2	
2	97090-08035	BOLT BOULON	4	
3	92990-08600	WASHER, PLATE RONDELLE, PLATE	4	
4	6E8-45251-01	ANODE	1	
5	95895-06020	BOLT, FLANGE BOULON	1	
6	92990-06300	WASHER, INTERNAL TOOTH RONDELLE, DENTURE INTERNE	1	
7	6E7-45214-00	COVER, WATER INLET GRILLE, ENTREE D'EAU	1	
8	98580-05012	SCREW, PAN HEAD VIS	1	
9	682-45375-01	DAMPER, SEAL BOURRELET, CAOUTCHOUC	1	
10	6G9-44361-00	TUBE, WATER TUBE D'EAU	1	UR SHORT
	6G8-44361-10	TUBE, WATER TUBE D'EAU	1	UR LONG
11	626-44365-01	DAMPER, WATER SEAL JOINT, TUBE D'EAU	1	
12	90171-10M01	NUT, CASTLE ECROU, CRENELE	1	
13	91490-30020	PIN, COTTER GOUPILLE	1	UR
	91490-30030	PIN, COTTER GOUPILLE	1	UR FOR DUAL THRUST PROP.
14	683-45949-00-EL	PROPELLER (3X9-1/2"X6-1/2"-J) HELICE (3X9-1/2"X6-1/2"-J)	1	UR
	683-45947-00-EL	PROPELLER (3X9-1/4"X8"-J) HELICE (3X9-1/4"X8"-J)	1	UR
	683-45945-00-EL	PROPELLER (3X9-1/4"X9"-J) HELICE (3X9-1/4"X9"-J)	1	UR
	683-45952-00-EL	PROPELLER (3X9-1/4"X9-3/4"-J) HELICE (3X9-1/4"X9-3/4"-J)	1	UR
	683-45943-00-EL	PROPELLER (3X9-1/4"X10-1/2"-J) HELICE (3X9-1/4"X10-1/2"-J)	1	UR
	683-45941-00-EL	PROPELLER (3X9-1/4"X12"-J) HELICE (3X9-1/4"X12"-J)	1	UR
15	683-W4591-02-EL	PROPELLER (3X9-3/4"X8"-J) HELICE (3X9-3/4"X8"-J)	1	UR FOR DUAL THRUST PROP.
	683-W4592-02-EL	PROPELLER (3X9-3/4"X6-1/2"-J) HELICE (3X9-3/4"X6-1/2"-J)	1	UR FOR DUAL THRUST PROP.
16	6E7-45986-00	.RING, DEFLECTOR .DEFLECTEUR DE CERCLE	1	
17	90171-10M07	.NUT, CASTLE .ECROU, CRENELE	1	
18	90201-10M02	.WASHER, PLATE .RONDELLE, PLATE	1	
19	6G9-45987-00	SPACER ENTRETOISE	1	
20	90201-10M01	WASHER, PLATE RONDELLE, PLATE	1	

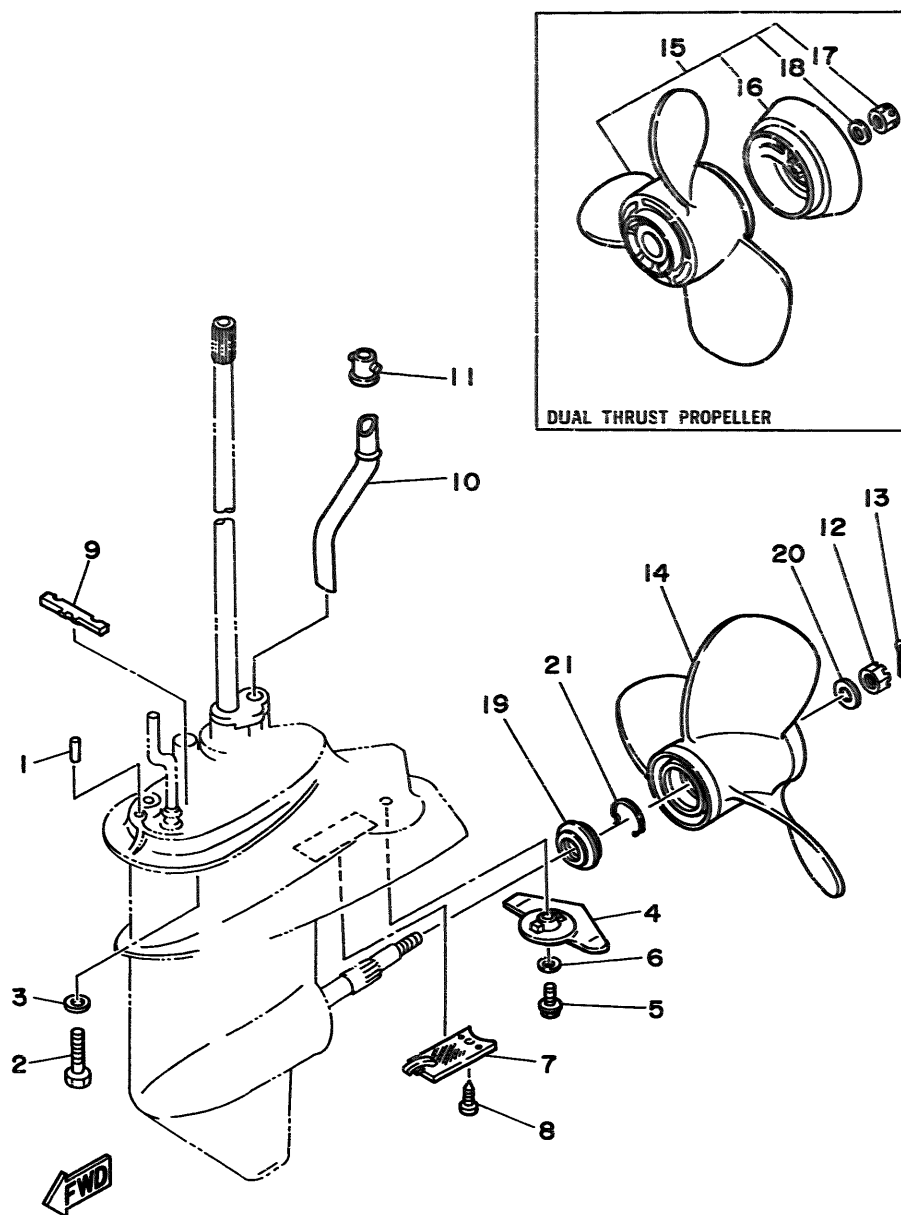


F1

FIG. 18 LOWER CASING. DRIVE 2

BOITIER D'HELICE, TRANSMISSION 2

REF. NO.	PART NO. NO. PIECES	DESCRIPTION DESCRIPTION	Q'TY QTE	REMARKS REMARQUES
21	93450-10M05	CIRCLIP CIRCLIP	1	



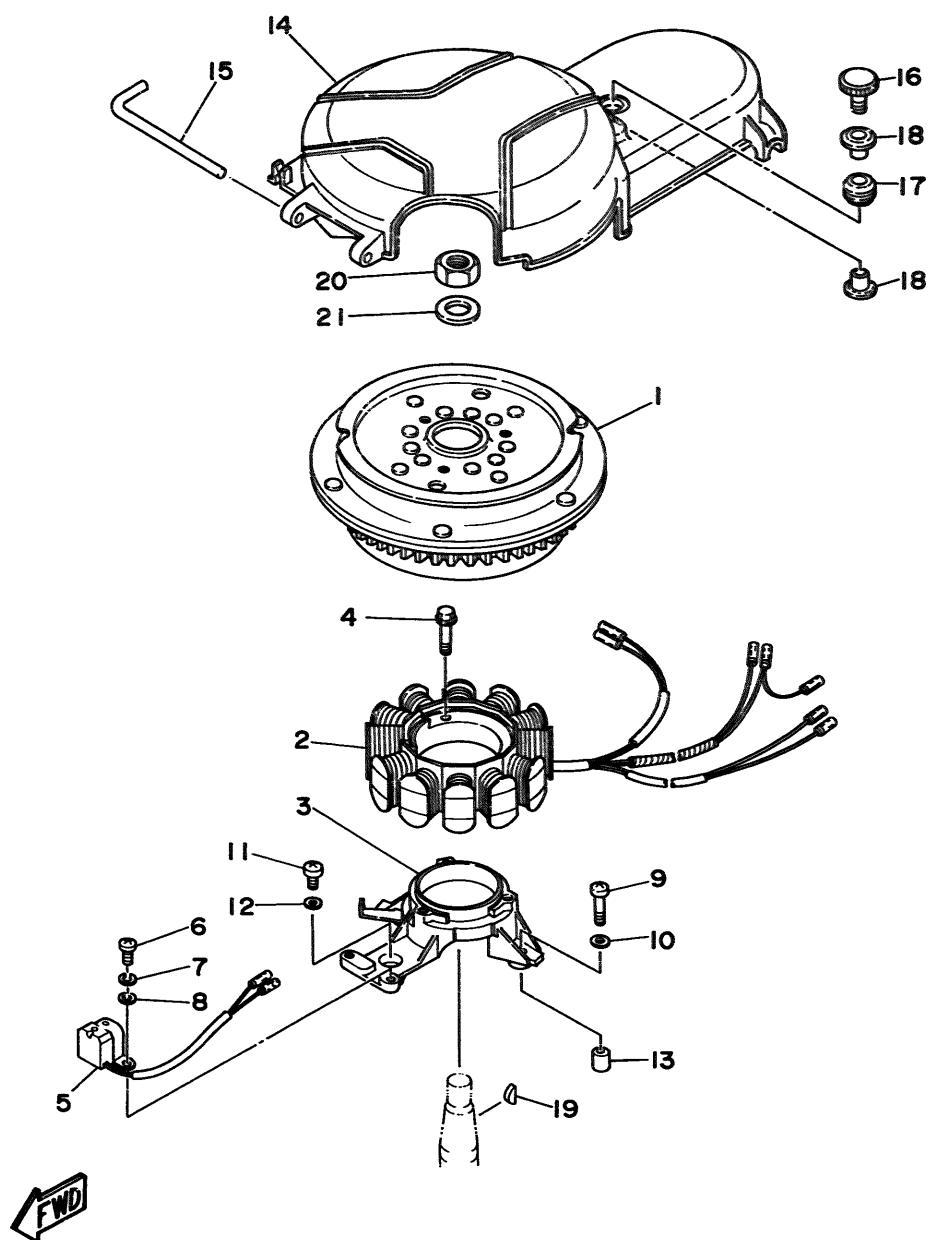
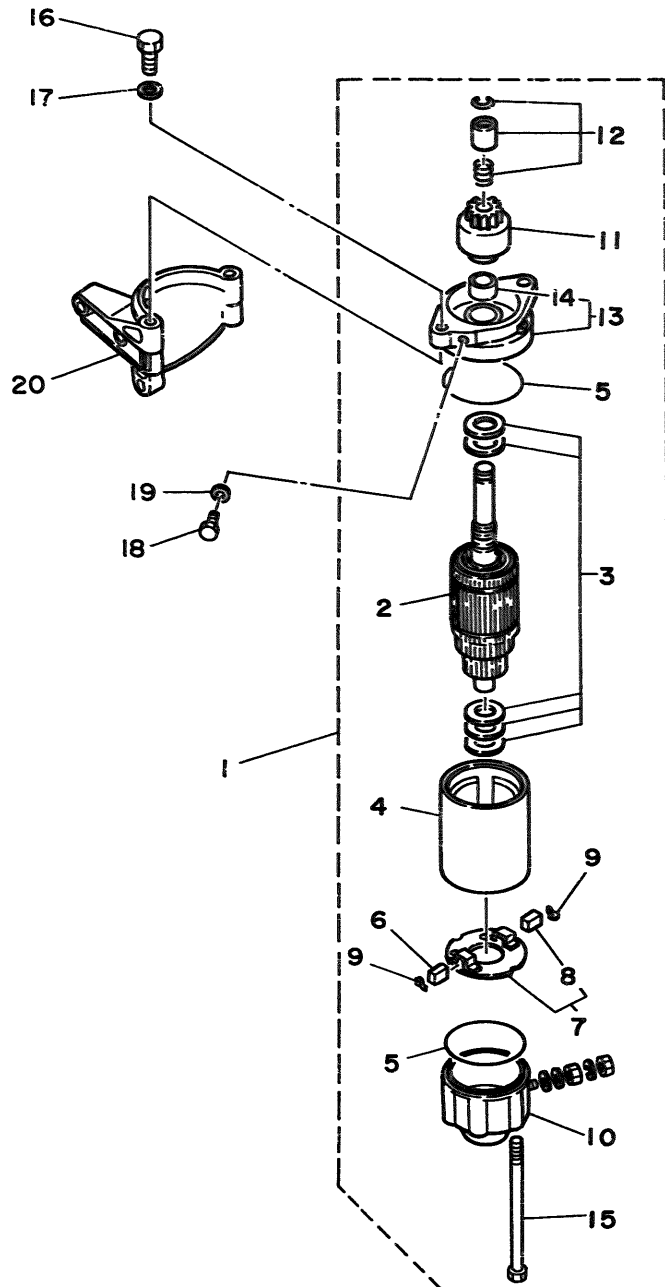


FIG. 19 GENERATOR

GENERATRICE

REF. NO.	PART NO. NO. PIECES	DESCRIPTION DESCRIPTION	Q'TY QTE	REMARKS REMARQUES
1	6G8-85550-11	ROTOR ASSY	1	UR F9.9BM
	6G8-85550-01	ROTOR CPLT	1	UR F9.9BE/F9.9BEM
2	6G9-85510-01	STATOR ASSY	1	
		STATOR CPLT		
3	6G8-85561-00-94	BASE, MAGNETO	1	
		BASE, MAGNETO		
4	95023-06025	BOLT	3	
		BOULON, A COLLERETTE		
5	6G8-85580-02	COIL, PULSER	1	
		BOBINE, PULSEUR		
6	98580-05012	SCREW, PAN HEAD	2	
		VIS		
7	92990-05100	WASHER, SPRING	2	
		RONDELLE, GROWER		
8	92990-05600	WASHER, PLATE	2	
		RONDELLE, PLATE		
9	98580-06025	SCREW, PAN HEAD	2	
		VIS		
10	92990-06600	WASHER, PLATE	2	
		RONDELLE, PLATE		
11	98580-06020	SCREW, PAN HEAD	1	
		VIS		
12	92990-06600	WASHER, PLATE	1	
		RONDELLE, PLATE		
13	99510-08012	PIN, DOWEL	2	
		GOUJON, D'ASSEMBLAGE		
14	6G8-81337-01	COVER, FLYWHEEL	1	
		COUVERCLE, VOLANT		
15	6G8-42752-00	SHAFT	1	
		AXE		
16	6G8-81323-00	SCREW 1	1	
		VIS 1		
17	90480-15M31	GROMMET	1	
		RONDELLE CAOUTCHOUC		
18	90387-06M71	COLLAR	2	
		COLLERETTE		
19	90280-16053	KEY, WOODRUFF	1	
		CLAVETTE, DEMI-LUNE		
20	90170-12066	NUT	1	
		ECROU		
21	90201-12472	WASHER, PLATE	1	
		RONDELLE, PLATE		

FIG. 20 STARTING MOTOR (F8BE/F8BEM/F9.9BE/F9.9BEM)  
 FIG. 20 DEMARREUR ELECTRIQUE (F8BE/F8BEM/F9.9BE/F9.9BEM)



REF. NO.	PART NO. NO. PIECES	DESCRIPTION DESCRIPTION	Q'TY QTE	REMARKS REMARQUES
1	668-81800-11	STARTING MOTOR ASSY DEMARREUR ELECTRIQUE COMPLET	1	
2	689-81850-12	.ARMATURE ASSY .INDUIT	1	
3	689-81809-11	.WASHER KIT .JEU DE RONDELLES	1	
4	689-81810-11	.STATOR ASSY .STATOR COMPLET	1	
5	689-81847-11	.O-RING .JOINT TORIQUE	2	
6	689-81811-11	.BRUSH 1 .CHARBON 1	1	
7	689-81840-11	.BRUSH HOLDER ASSY .SUPPORT DE CHARBON	1	
8	689-81812-11	..BRUSH 2 ..CHARBON 2	1	
9	689-81813-10	.SPRING, BRUSH .RESSORT, DE CHARBON	2	
10	689-81820-11	.REAR BRACKET ASSY .SUPPORT ARRIERE COMPLET	1	
11	689-81807-12	.GEAR ASSY, STARTING MOTOR .PIGNON, DEMARREUR ELECTRIQUE	1	
12	689-81857-11	.PINION STOPPER SET .BUTEE PIGNON	1	
13	6F5-81830-11	.FRONT BRACKET ASSY .SUPPORT AVANT	1	
14	689-81831-00	..METAL, FRONT ..METAL, AVANT	1	
15	689-81826-10	.BOLT .BOULON	2	
16	97013-08025	BOLT BOULON	2	
17	92990-08600	WASHER, PLATE RONDELLE, PLATE	2	
18	97395-08016	BOLT BOULON	1	
19	92990-08600	WASHER, PLATE RONDELLE, PLATE	1	
20	668-81822-40-94	BRACKET, STARTING MOTOR SUPPORT, DEMARREUR ELECTRIQUE	1	

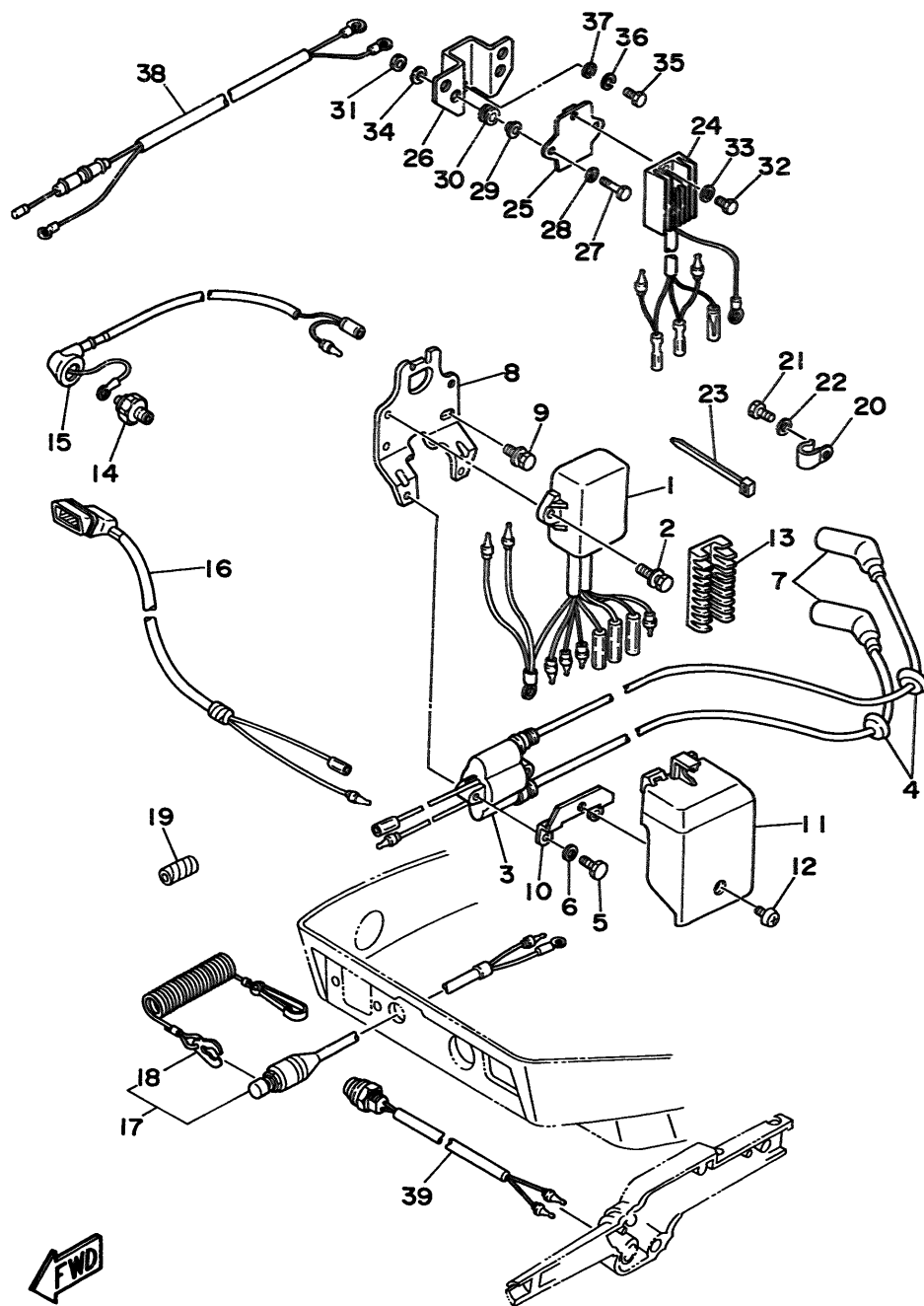


FIG. 21 ELECTRICAL 1

PARTIE ELECTRIQUE 1

REF. NO.	PART NO. NO. PIECES	DESCRIPTION DESCRIPTION	Q'TY QTE	REMARKS REMARQUES
1	6G9-85540-21	C.D.I. UNIT ASSY BLOC C.D.I.	1	
2	97595-06520	BOLT, WITH WASHER VIS HEXAGONAL	2	
3	6G8-85570-21	IGNITION COIL ASSY BOBINE D'ALLUMAGE (ENS.)	1	
4	90480-25161	GROMMET RONDELLE CAOUTCHOUC	2	
5	97095-06025	BOLT BOULON	2	
6	92990-06600	WASHER, PLATE RONDELLE, PLATE	2	
7	6G8-82370-20	PLUG CAP ASSY ANTIPARASITE	2	
8	6G8-85542-00	BRACKET SUPPORT	1	
9	97595-06520	BOLT, WITH WASHER VIS HEXAGONAL	2	
10	6G8-85525-00	PLATE PLAQUE	1	
11	6G8-81916-00	COVER, TERMINAL COUVERCLE, BORNE	1	
12	98980-06008	SCREW, BIND VIS	1	
13	6G8-82522-00	CLAMP, COUPLER BRIDE, DE CONNECTEUR	1	
14	6G8-82504-00	OIL PRESSURE SWITCH ASSY CONTACTEUR DE PRESSION D'HUILE	1	
15	6G8-82127-00	WIRE, LEAD 2 FIL 2	1	
16	6G8-83582-01	PILOT LIGHT ASSY LAMPE-TEMOIN COMPLET	1	
17	6G8-82575-00	ENGINE STOP SWITCH ASSY COUPE CIRCUIT CPLT	1	M/EM
18	682-82556-00	.STOPPER .PLAQUETTE	1	
19	90446-10M02	HOSE DURITE	1	
20	90465-08028	CLAMP BRIDE	1	
21	97013-06012	BOLT BOULON	1	
22	92990-06600	WASHER, PLATE RONDELLE, PLATE	1	
23	90465-13M11	CLAMP BRIDE	1	
24	6J8-81960-00	RECTIFIER & REGULATOR ASSY REDRESSEUR REGULATEUR CPLT	1	
25	6G9-81948-00	BRACKET JOINT TORIQUE	1	
26	6G8-81948-02	BRACKET JOINT TORIQUE	1	
27	97095-06025	BOLT BOULON	2	
28	92990-06600	WASHER, PLATE RONDELLE, PLATE	2	

F5



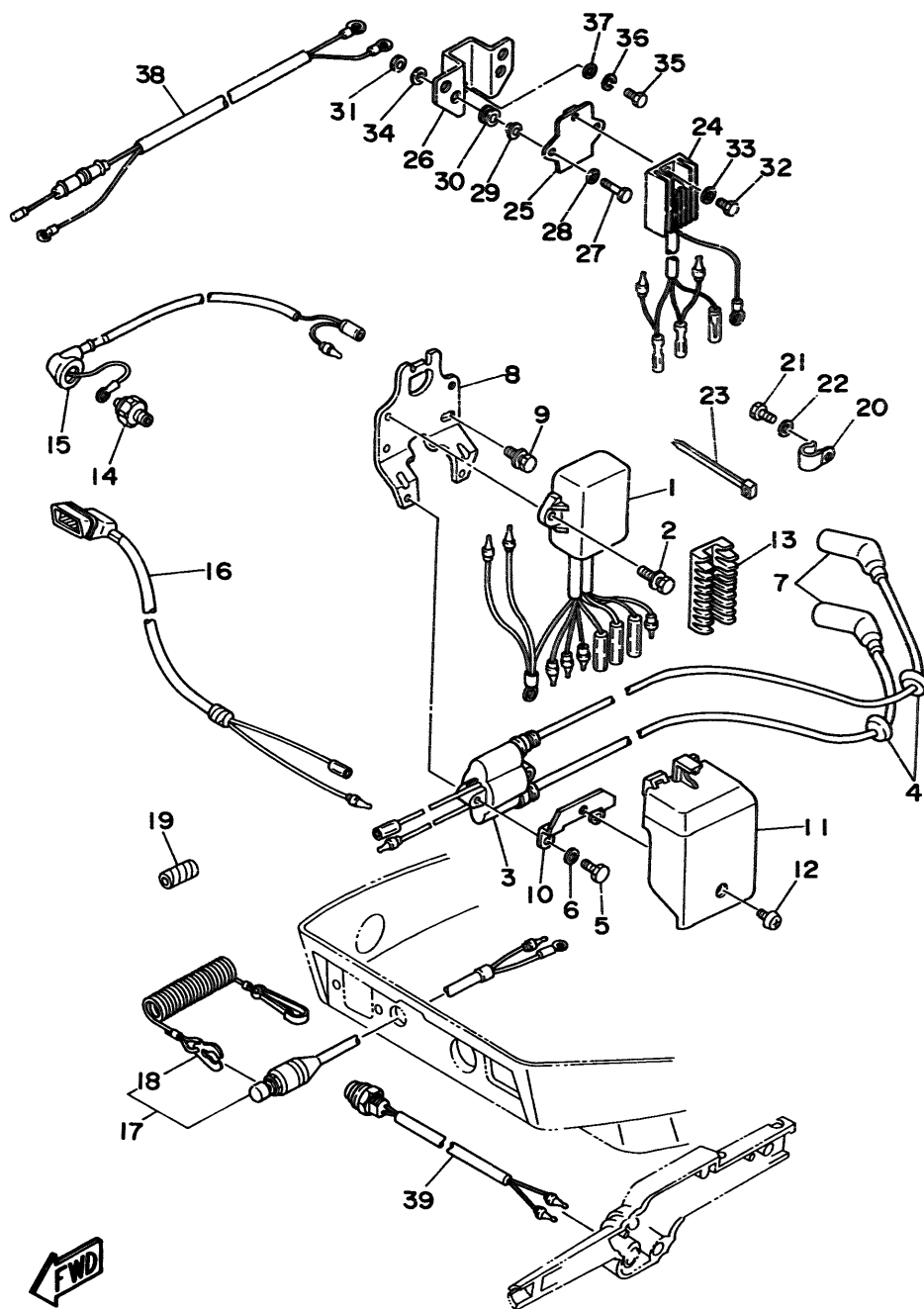


FIG. 21 ELECTRICAL 1

PARTIE ELECTRIQUE 1

REF. NO.	PART NO. NO. PIECES	DESCRIPTION DESCRIPTION	Q'TY QTE	REMARKS REMARQUES
29	90387-06M70	COLLAR COLLERETTE	2	
30	90480-13M24	GROMMET	2	
31	95380-06700	RONDELLE CAOUTCHOUC NUT ECROU	2	
32	97095-06016	BOLT BOULON	1	
33	92990-06600	WASHER, PLATE RONDELLE, PLATE	1	
34	92990-06600	WASHER, PLATE RONDELLE, PLATE	2	
35	97095-06020	BOLT BOULON	1	
36	92995-06100	WASHER, SPRING RONDELLE, GROWER	1	
37	92990-06600	WASHER, PLATE RONDELLE, PLATE	1	
38	6J8-82105-10	WIRE HARNESS FAISCEAU DE FILS	1	AP
39	6G8-82550-10	ENGINE STOP SWITCH ASSY COUPE CIRCUIT CPLT	1	M/EM

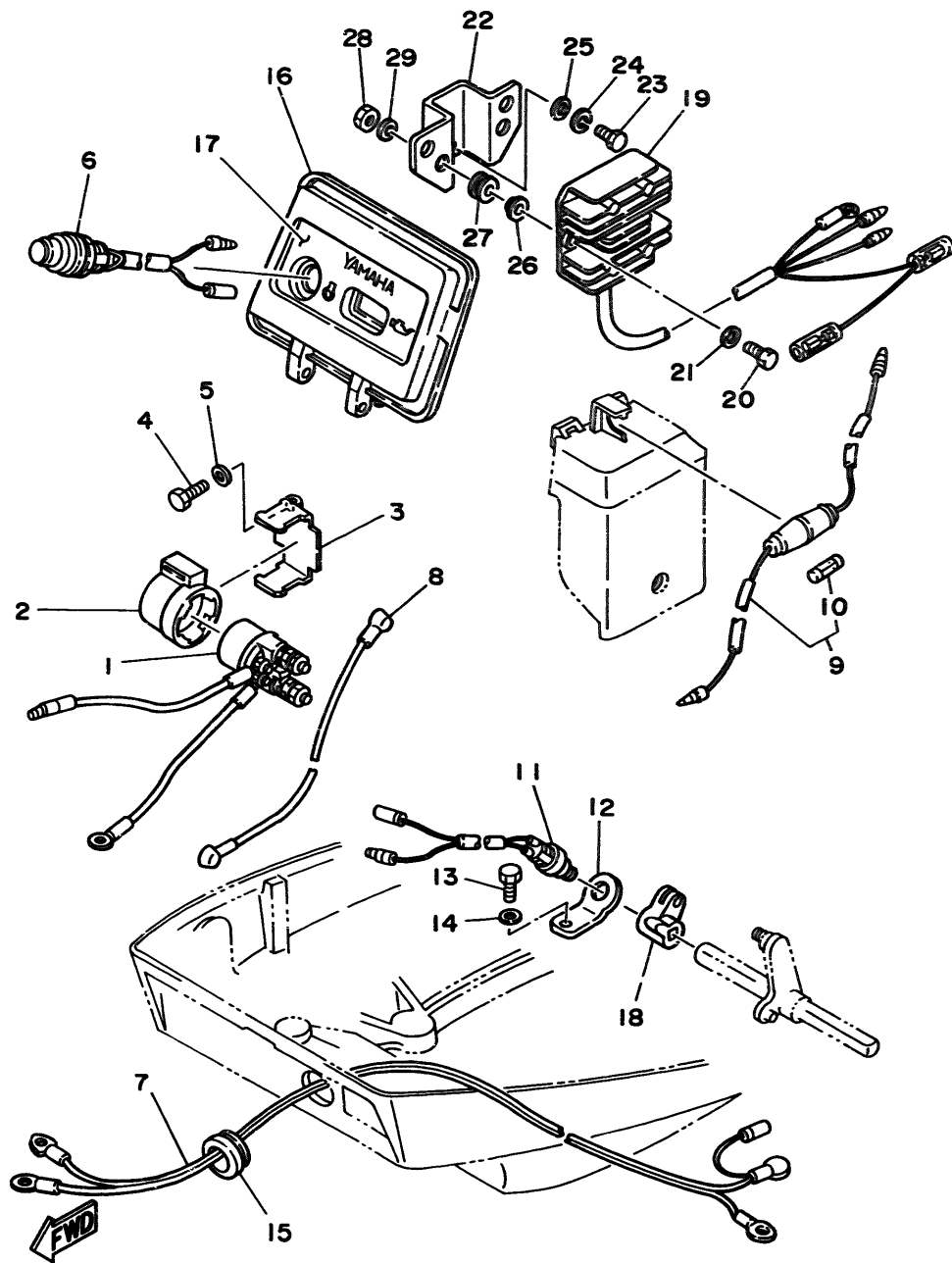


FIG. 22 ELECTRICAL 2 (F8BEM/F9.9BEM) PARTIE ELECTRIQUE 2 (F8BEM/F9.9BEM)

REF. NO.	PART NO. NO. PIECES	DESCRIPTION DESCRIPTION	Q'TY QTE	REMARKS REMARQUES
1	6J0-81941-10	STARTER RELAY ASSY LANCEUR RELAIS (ENS.)	1	
2	661-81952-00	HOLDER, RELAY SUPPORT, RELAIS	1	
3	668-81953-00	STAY, RELAY SUPPORT, RELAIS	1	
4	97013-06012	BOLT BOULON	1	
5	92990-06600	WASHER, PLATE RONDELLE, PLATE	1	
6	668-81870-00	STARTING SWITCH ASSY CONTACT A CLEF	1	
7	668-82105-00	WIRE HARNESS FAISCEAU DE FILS	1	
8	668-82117-00	WIRE, LEAD FIL	1	
9	668-82150-00	FUSE HOLDER ASSY SUPPORT DE FUSIBLE	1	
10	682-82151-00	.FUSE (20A) .FUSIBLE (20A)	1	
11	6H3-82540-00	NEUTRAL SWITCH ASSY CONTACTEUR DE POINT-MORT	1	
12	668-82554-00	STAY, NEUTRAL SWITCH SUPPORT, CONT DE POINT-MORT	1	
13	97013-06012	BOLT BOULON	1	
14	92990-06600	WASHER, PLATE RONDELLE, PLATE	1	
15	668-42724-40	GROMMET PASSE-FIL	1	
16	668-42614-12	PANEL, FRONT UPPER PANNEAU, AVANT SUPERIEUR	1	
17	668-42677-10	GRAPHIC, FRONT ADHESIF, AVANT	1	
18	668-44125-00	LEVER, SHIFT ROD LEVIER, TIGE D'INVERSION	1	
19	668-81960-A1	RECTIFIER & REGULATOR ASSY REDRESSEUR REGULATEUR CPLT	1	
20	97095-06016	BOLT BOULON	2	
21	92990-06600	WASHER, PLATE RONDELLE, PLATE	2	
22	668-81948-02	BRACKET JOINT TORIQUE	1	
23	97095-06020	BOLT BOULON	1	
24	92995-06100	WASHER, SPRING RONDELLE, GROWER	1	
25	92990-06600	WASHER, PLATE RONDELLE, PLATE	1	
26	90387-06M70	COLLAR COLLERETTE	2	
27	90480-13M24	GROMMET RONDELLE CAOUTCHOUC	2	
28	95380-06700	NUT ECROU	2	

NUMERICAL INDEX  
INDEX NUMERIQUE

PART NO. NO. PIECES	REF. NO.	PART NO. NO. PIECES	REF. NO.	PART NO. NO. PIECES	REF. NO.	PART NO. NO. PIECES	REF. NO.	PART NO. NO. PIECES	REF. NO.	PART NO. NO. PIECES	REF. NO.
668-W0001-03	24- 1	30X-12118-00	3- 6	668-14293-10	5-36	668-15312-A1	25- 2	646-24251-02	9- 5	668-42129-00	15- 2
669-W0001-24	25- 1	51Y-12119-00	3- 9	669-14301-05	5- 1	668-15316-00	7-13	661-24304-02	9- 1	668-42137-01	14-22
669-W0070-13	10- 9	668-12121-01	3- 2	669-14301-10	5- 1	668-15346-00	4-22	668-24311-00	9- 4	6J6-42137-00	14-22
682-W0078-0A	25-25	668-12146-00	3-13	6J6-14301-06	5- 1	668-15347-00	4-23	6H4-24312-00	9-25	668-42147-01	14- 7
682-W0078-01	25-17	668-12151-00	3-10	6J7-14301-10	5- 1	668-15358-00	4-16	668-24329-00	9- 2	668-42177-00	14-24
668-W0090-33-4D	1- 1	668-12153-00	3- 8	664-14321-01	5-20	668-15362-04	7-17		9-15	669-42511-01-4D	12-29
668-W0093-01	24-19	668-12158-00	3-12	668-14323-00	5-13	668-15363-00	1-46	668-24376-00	9-23	668-42521-10-94	12-34
676-W2810-01	9-27	668-12159-00	3-11		24-24	668-15368-00-94	4-18	6E5-24377-00	1-18	669-42521-00-94	12-34
683-W4591-02-EL	18-15	668-12171-00	6-11	668-14323-10	5-13	668-15369-00	4-19	668-24378-01	11-37	668-42528-00	12-24
683-W4592-02-EL	18-15	668-12411-02	1-16	547-14334-00	5-11	668-15371-00-94	4-21	688-24378-00	1-26	668-42534-00	12-30
668-11111-03-94	1-22	668-12413-00-9M	1-17	668-14341-10	5- 9	668-15373-00	1-37	668-24379-00	11-34	668-42537-00	12-36
668-11133-10	1-23	668-12414-A0	1-19	668-14341-20	5- 9		4-35	669-24379-00	1-26	668-42551-00	23-41
668-11181-A0	1-34		24- 4	668-14341-30	5- 9	668-15374-00	4-26	668-24410-E0	9- 8	669-42610-14-4D	10- 1
	24- 5	668-12476-00	11-36	668-14342-22	5- 5		24-16	668-24410-03	9- 8	6J7-42610-51-4D	10- 1
668-11191-01-94	1-36	668-12481-01	1-28	668-14342-24	5- 5	668-15376-00	4-32	668-24411-02	9-10	668-42613-01-4D	10- 6
668-11197-00	1-44	668-12483-00	16- 2	648-14343-41	5- 8	668-15379-00	7- 3	668-24421-00	9- 9	668-42614-02	11-28
668-11325-00	1-42	668-12484-00	16- 3	648-14343-42	5- 8	668-15393-00	4-29	677-24444-01	9-16	668-42614-12	22-16
668-11351-A0	1- 6	668-12485-00	11-38	648-14343-43	5- 8	668-15393-10	4-29	668-24471-00	9-14		23-39
	24- 9	668-13300-02	6-13	6A4-14344-30	5-26	668-15710-10	8- 1	668-26363-00	15-22	668-42615-01	10- 2
668-11355-00	16-33	668-13421-00	7-12	668-14345-00	5- 7	668-15711-00	8- 2		23-46	668-42629-02	11-30
668-11356-00	1-40	668-13440-00	6-21	668-14349-00	5-34	668-15712-00	8-30	668-26364-00	15-23	668-42651-00	10- 3
676-11372-00	1-11	668-13442-00-94	6-20	668-14357-00	5-43	668-15713-00	8- 4		23-47	668-42652-00	10- 4
	1-25	668-13448-00	4-36	668-14368-00	5-30	668-15714-00	8- 3	668-41111-02-9M	1- 7	668-42662-00	10-11
	1-38	668-13471-00	7-15	668-14379-00	5-39	668-15715-00	8- 7	668-41112-02	1- 8	668-42677-00	11-29
668-11411-04	2- 1	668-13487-00	7- 4	668-14379-10	5-39	668-15716-00	8-27		24- 2	668-42677-10	22-17
668-11416-00	2- 4	668-13641-01-94	4- 5	668-14381-02	5- 3	668-15719-00	8- 5	668-41113-02-9M	1-10	668-42677-20	23-40
668-11416-10	2- 4	668-13645-00	4- 6	668-14383-00	5-28	668-15723-00	8- 6	668-41113-10-9M	1-10	669-42678-13	10-10
668-11416-20	2- 4		24-14	668-14384-01	5- 2	668-15726-00	8-21	668-41114-00	1- 9	6J7-42678-51	10-10
668-11426-00	2- 8	668-13646-A0	4- 1		24-21	668-15727-00	8- 9		24- 3	668-42711-02-4D	11- 1
668-11536-00-94	6- 2		24-13	668-14385-00	5-15	668-15734-00	8-25	668-41131-01	16-14	668-42716-00	16-13
668-11537-00-94	6- 6	668-13647-00	4- 4		24-26	668-15739-00	8-17	668-41133-A0	16-17	668-42719-00-94	11-23
668-11557-00	6- 3	668-1410A-01	5-24	647-14386-10	5- 4	668-15742-00	8-33		25- 6	668-42724-00	11- 7
668-11575-00	7- 1	389-14137-00	5-44		24-22	668-15746-00	8-23	668-41137-04-94	16- 1	668-42724-40	22-15
668-11587-00	6- 5	1HV-14147-00	5-19	668-14392-00	5-14	668-15747-00	8-26	668-41138-00	16-15	668-42724-50	23-23
668-11610-02	2-10	668-14197-01	5-16		24-25	6F5-15752-00	8-12	668-41212-00	15-24	6H4-42725-00	14-10
668-11610-12	2-10	668-14198-A0	4-13	5H0-14397-00	5-10	6F5-15753-00	8-13	668-41237-01	15-30	668-42727-00	11-10
668-11610-22	2-10		24-15	5Y1-14397-00	5-27	668-15754-00	8- 8	668-41238-01	15-27	668-42738-00-94	11-22
668-11631-03-96	2- 9		24-20		24-29	6G1-15755-00	8-34	668-41241-01	15-28	668-42741-00-4D	16-28
634-11633-00	2-11	646-14198-01	5-33	668-14457-00	5-45	668-15767-00	8-24	668-41242-01	15-31	668-42748-00	11-19
668-11635-03	2- 9	654-14198-00	5- 6	668-14478-00	4-12	668-15768-00	8-10	668-41654-00	15-20	668-42752-00	19-15
668-11636-03	2- 9		24-23	668-14479-02-94	4-11	668-15770-00	8-38	668-41661-00-98	15-15	668-42755-00	11-31
668-11650-03	2- 5	646-14212-00	5-21	668-14479-10-94	4-11	668-15771-00	8-39	668-41662-00-98	15-16	668-42771-00-4D	16-30
668-11654-00	2- 6	668-14216-00	5-10	668-14493-00	15-32	668-15772-00	8-42	668-41663-00	15-17	668-42791-00	16-29
668-12111-00	3- 1	668-14217-00	5-35	668-14827-00	5-25	668-15779-00	8-31	668-42111-01-4D	14- 1	668-42792-00	16-31
668-12113-00	3- 4	668-14229-00	5-41	668-14997-00	5-12	689-15779-01	8-35	668-42112-02-4D	14- 2	668-42811-00-94	11-13
668-12116-00	3- 3	668-14275-01	5-31	668-15100-05-94	1- 2	668-15789-00	8-32	668-42113-01-4D	14-25	668-42815-00	11-11
668-12117-00	3- 5	668-14286-01	5-42	668-15311-03-0D	7- 7	6F5-15791-00	8-14	668-42119-00	14-21	668-42831-00	11-12
668-12117-10	3- 7	668-14293-03	5-36	668-15312-A1	7- 8	668-15794-00	8-22	668-42126-01-94	14-15	668-43111-03-4D	12- 1

NUMERICAL INDEX  
INDEX NUMERIQUE

PART NO. NO. PIECES	REF. NO.	PART NO. NO. PIECES	REF. NO.	PART NO. NO. PIECES	REF. NO.	PART NO. NO. PIECES	REF. NO.	PART NO. NO. PIECES	REF. NO.	PART NO. NO. PIECES	REF. NO.
6G8-43112-04-4D	12- 2	682-44321-40	25-26	6E8-45311-00-4D	17- 2	6G8-81337-01	19-14	6H3-82540-00	23-16	90185-22M11	12-18
6J8-43113-01	12-20	682-44322-00	17-18	683-45315-A0	17-26	6G8-81800-11	20- 1	6G8-82550-10	21-39	90201-06M00	2- 7
648-43114-01	12- 6		25-20		25-11	689-81807-12	20-11	6G8-82554-00	22-12	90201-06M31	11- 6
6E7-43116-00	12- 5	682-44322-40	25-27	626-45316-09	17-24	689-81809-11	20- 3		23-17		11-16
616-43118-00-4D	12- 3	682-44323-00	17-22	6E7-45331-00-5B	17-23	689-81810-11	20- 4	682-82556-00	21-18		12-26
6G8-43131-00	12-14		25-23	682-45344-00	25-30	689-81811-11	20- 6		23-28	90201-06M94	6-10
6G5-43145-00	12-19	682-44323-40	25-28	683-45361-01-4D	17-48	689-81812-11	20- 8	6G8-82570-02	23-25		15-10
6G8-43160-01	13- 5	682-44328-00	17-30	682-45375-01	18- 9	689-81813-10	20- 9	6G8-82571-01	23-26	90201-06049	14-18
6G8-43181-00	12- 7	682-44352-01	17-19		25-15	689-81820-11	20-10	6G8-82575-00	21-17	90201-08MA4	12-67
6G8-43311-14-4D	12-21		25-21	682-45376-01	17-11	6G8-81822-40-94	20-20	688-82575-01	23-27	90201-08M12	12-47
6G9-43311-03-4D	12-21		25-29	6G9-45501-00	17-32	689-81826-10	20-15	688-82580-00	23-20	90201-10M01	18-20
682-43318-01	12- 8	6G8-44361-10	18-10	6G9-45501-10	17-32	6F5-81830-11	20-13	663-82581-01	23-29	90201-10M02	18-18
	13-23	6G9-44361-00	18-10	6E7-45536-00	17-31	689-81831-00	20-14	688-82586-50	23-24	90201-12472	19-21
682-43339-01	12-13	683-44362-01	17- 4	6E7-45551-00	17-33	689-81840-11	20- 7	6G8-82590-00	23-21	90201-13201	6- 8
6G8-43373-00	12-27	626-44365-01	18-11	6E7-45560-00	17-37	689-81847-11	20- 5	6G8-83582-01	21-16	90201-17682	17-40
682-43611-01	13-16		25-16	664-45567-01-10	17-38	689-81850-12	20- 2		23-30	90201-20M00	14-28
682-43614-00	13-14	682-44365-00	17-17	664-45567-01-12	17-38	689-81857-11	20-12	682-84381-00	11-33	90201-22428	12-17
682-43615-01	13-15		25-18	664-45567-01-15	17-38	6G8-81870-00	22- 6	669-85510-01	19- 2	90202-06007	14-19
6G8-43616-00	13- 9	683-44365-01	17- 5	664-45567-01-18	17-38	6G8-81916-00	21-11	6G8-85525-00	21-10	90202-10M03	16- 7
6G8-43617-00	13-13	6E7-44366-00	17- 8	664-45567-01-30	17-38	6J0-81941-10	22- 1	669-85540-21	21- 1	90202-20M33	14-30
6G8-43631-02	13- 6	6G8-44367-00	16- 8	664-45567-01-40	17-38		23- 8	6G8-85542-00	21- 8	90206-08M13	11-18
682-43641-00	13-10	683-44373-00	17- 6	664-45567-01-50	17-38	6G8-81948-02	21-26	6G8-85550-01	19- 1	90206-10M15	12-12
6G9-43643-00	13-22	6G8-44391-00	11- 8	6E7-45571-09	17-39		22-22	6G8-85550-11	19- 1	90206-12052	15- 7
682-43659-00	13-18	6G8-44517-00-94	12-40	626-45577-00-01	17-41		23- 4	6G8-85561-00-94	19- 3	90206-20M14	14-27
682-43673-00	13-26	6G8-44518-00	12-50	626-45577-00-03	17-41	6G9-81948-00	21-25	6G8-85570-21	21- 3	90209-45M09	12-35
6G9-43681-00	13-21	6G8-44521-00	12-53	626-45577-00-05	17-41	6G1-81952-00	22- 2	6G8-85580-02	19- 5	90243-04M00	12- 4
6G8-44111-00	15-33	6G8-44522-00	12-48	6E8-45587-00-13	17-34		23- 9	90101-08M88	12-64	90249-06M20	13-11
682-44116-01	15-38	6G8-44526-00	12-41	6E8-45587-00-20	17-34	6G8-81953-00	22- 3	90105-06M33	7-14	90250-05010	17-45
6G8-44121-00-98	15- 1	6G8-44532-00	12-54	683-45611-00	17-42		23-10		16-16	90266-04M04	10- 5
682-44121-01	15-36	6G8-44533-00	12-51	682-45631-00	17-44	6G8-81960-A1	22-19	90105-08M36	1-30	90269-02M09	14-23
6G8-44123-00	15- 3	6G8-44551-01-4D	12-55	648-45633-00	17-46		23- 1	90105-08M37	1-29	90280-03M01	6- 7
6G8-44125-00	8-43	6G8-44552-02-4D	12-56	650-45635-00	17-43	6J8-81960-00	21-24	90109-06M25	12- 9	90280-03024	17-20
	22-18	682-44555-00	12-63	683-45941-00-EL	18-14	6G8-82105-00	22- 7	90116-06M15	4- 7		25-24
	23-38	6G8-44557-00	12-62	683-45943-00-EL	18-14		23-22	90116-06M26	5-29	90280-16053	19-19
682-44132-00	15-35	6G8-45111-13-4D	16-18	683-45945-00-EL	18-14	6J8-82105-10	21-38	90116-08M28	12-46	90340-08M04	17- 9
6G8-44143-10	15-41	6G9-45111-03-4D	16-18	683-45947-00-EL	18-14	6G8-82117-00	22- 8	90119-06M12	1- 5	90386-05M54	15-11
6G9-44143-00	15-41	6G8-45113-A0	16-24	683-45949-00-EL	18-14		23-13	90119-08M18	1- 4	90386-08M49	11-15
682-44147-00	17-56		25- 7	683-45952-00-EL	18-14	6G8-82127-00	21-15	90149-05M05	23-34	90386-10M70	16- 5
6G9-44150-00	17-55	663-45119-00	12-23	6E7-45986-00	18-16	6G8-82149-00	16-19	90157-06M04	16-32	90386-12069	15- 6
6G9-44150-10	17-55		14- 6	6G9-45987-00	18-19	6G8-82150-00	22- 9	90159-05M06	15-21	90386-20M94	13- 8
6G8-44159-00	15-34	6G8-45127-00	7- 9	6G8-46241-00	6- 1		23-14	90159-06M05	4-17	90386-22M92	12-15
682-44176-00	17-57	6G8-45135-00	16-12	6G8-48311-02	15-12	682-82151-00	22-10	90170-06015	15-42	90386-22M93	12-16
6G8-44191-00	14- 4	6G8-45136-00	16-23	6G8-48311-11	15-12		23-15	90170-12066	19-20	90386-33M56	14-26
682-44300-01	17-14	6G8-45151-00	16-22	6G8-48321-01	15-13	6G8-82370-20	21- 7	90170-24M09	6- 4	90386-37M47	12-37
682-44312-00	17-15	6E7-45214-00	18- 7	6G8-48321-10	15-13	6G8-82504-00	21-14	90171-10M01	18-12	90386-37M48	12-39
682-44315-A0	17-21	6E8-45251-01	18- 4	6G8-48351-51	23-45	6G8-82510-00	23-31	90171-10M07	18-17	90387-06M09	13- 1
	25- 9	6G9-45300-06-4D	17- 1	6G8-81323-00	19-16	6G8-82522-00	21-13	90179-08M06	17-36	90387-06M15	11- 5
	25-22	6G9-45300-16-4D	17- 1	6G8-81336-00	1-39	6H3-82540-00	22-11	90185-20M03	14-29	90387-06M20	13-17


NUMERICAL INDEX  
INDEX NUMERIQUE

PART NO. NO. PIECES	REF. NO.	PART NO. NO. PIECES	REF. NO.	PART NO. NO. PIECES	REF. NO.	PART NO. NO. PIECES	REF. NO.	PART NO. NO. PIECES	REF. NO.	PART NO. NO. PIECES	REF. NO.
90387-06M58	15-26	91490-16010	11-32	92990-06600	15- 9	93102-30M22	2- 2	95380-05600	23-35	97095-06030	6-25
90387-06M70	21-29		15- 4		15-19		24-10	95380-06700	4- 2		11- 3
	22-26		15-46		15-40	93210-08M60	16- 4		4-10		12-32
	23-48	91490-16015	8-29		16-21		25- 4		10- 7		15-25
90387-06M71	19-18	91490-25020	15-37		17-29	93210-09M01	6-16		12-61	97095-06040	14-13
90387-06M72	11-17	91490-30020	18-13		19-10		6-22		13- 3		25-19
90387-06M73	23-42	91490-30030	18-13		19-12		24-18		14-20	97095-06045	4- 8
90387-13M56	3-14	91790-05020	15-44		21- 6	93210-10M61	6-15		15-43		12-57
90430-08020	17-10	92990-04100	5-23		21-22		24-17		21-31		17-28
	25- 8		5-38		21-28	93210-11M59	1-35		22-28	97095-06095	12-59
90445-05ME6	11-25		23-33		21-33		24- 6		23-50	97095-06135	13- 2
90445-09M00	9-26		24-28		21-34	93210-12M62	7- 2	95380-10700	16- 6	97313-05012	8-19
90445-09065	4-31	92990-04200	4-25		21-37	93210-13M63	1-45	95680-06100	12-10	97313-06010	7-10
	9- 6		9-13		22- 5		6-17	95780-08300	12-52	97313-06040	11- 4
	9-24	92990-05100	8-20		22-14		24- 7		12-66	97313-06050	6-23
90445-09105	9-21		19- 7		22-21	93210-16M64	7-16	95895-06020	18- 5	97313-08030	8-36
90445-09163	11- 9		23-36		22-25		25- 3	97013-06012	21-21	97315-06025	8-15
90445-09220	1-27	92990-05200	15- 5		22-29	93210-20M65	9-20		22- 4	97395-05016	14- 8
90445-10M78	11-35	92990-05600	4-15		23- 3	93210-24M79	1-47		22-13	97395-06014	15-39
90445-11M52	4-30		7- 6		23- 7		24- 8		23-11	97395-08016	20-18
90445-11M66	1-21		14- 9		23-12	93210-27ME3	6-14		23-18	97395-08030	12-44
90445-20ME5	15-14		15-45		23-19	93210-37M67	12-38	97013-06035	1-32	97395-08040	16-26
90445-24M00	15-14		19- 8		23-44	93210-56M80	17-53	97013-08025	20-16	97580-06030	14-17
90446-10M02	21-19		23-37		23-51		25-14	97090-08035	18- 2	97595-06520	1-20
90460-38M06	12-49	92990-06200	8-28	92990-08600	8-37	93210-57M09	17-52	97095-06008	13-24		1-41
90465-08028	4-33		10- 8		12-45		25-13	97095-06010	17- 7		9- 3
	4-34	92990-06300	18- 6		12-65	93306-00518	17-49	97095-06012	8-40		16-11
	21-20	92990-06600	1-13		16-27	93315-314V8	17-13		12-42		17-54
90465-13M11	21-23		1-15		18- 3	93315-317U2	17-50		16-20		21- 2
90467-08004	9- 7		1-33		20-17	93332-00005	17-12	97095-06016	6- 9		21- 9
	9-22		4- 3		20-19	93341-414V1	17-35		11-14	97780-40112	4-20
90467-10M04	11-39		4- 9	92995-06100	5-18	93430-04M03	23-43		11-20		4-24
90480-09M35	11- 2		6-19		7-11	93450-09M01	1-24		11-26		4-27
90480-13M24	21-30		6-24		8-16	93450-10M05	18-21		15- 8		17-16
	22-27		6-26		9-18	93450-15023	2-12		15-18	97780-50110	17-58
	23-49		8-41		21-36	93604-08062	17- 3		21-32	97890-05006	5-32
90480-15M31	19-17		9-19		22-24	93605-15065	12-31		22-20	98503-04014	9-12
90480-19031	11-24		11-21		23- 6	93606-12019	16-10		23- 2		24-27
90480-25161	21- 4		11-27	93101-13M27	16- 9		16-25	97095-06020	21-35	98507-04010	4-28
90501-12M40	3-15		12-11		25- 5		17-27		22-23	98580-04010	5-37
90501-12M41	3-16		12-33	93101-17054	17-51		18- 1		23- 5	98580-04016	5-22
90501-14M06	17-47		12-43		25-12	93700-06M03	12-22	97095-06025	1-12	98580-05012	7- 5
90501-18M00	12-25		12-58	93101-20048	17-25		14- 5		6-18		18- 8
90501-23M42	14-16		12-60		25-10	94701-00282	1-48		12-28		19- 6
90506-26M01	13-20		13- 4	93101-25M24	2- 3	94701-00300	1-48		14-11	98580-05016	4-14
90506-26M07	13-20		13-25		24-11	95023-06025	19- 4		21- 5	98580-05525	1-43
90508-18M33	13- 7		14-12	93102-18M21	6-12	95303-04600	15-29		21-27	98580-06018	5-17
90890-44373	8-18		14-14		24-12	95303-08700	8-11	97095-06030	1-14	98580-06020	19-11

NUMERICAL INDEX  
INDEX NUMERIQUE

PART NO. NO. PIECES	REF. NO.	PART NO. NO. PIECES	REF. NO.	PART NO. NO. PIECES	REF. NO.	PART NO. NO. PIECES	REF. NO.	PART NO. NO. PIECES	REF. NO.	PART NO. NO. PIECES	REF. NO.
98580-06025	9-17										
	19- 9										
98780-03008	9-11										
98780-05016	14- 3										
98813-03100	5-40										
98980-04008	23-32										
98980-06008	21-12										
99080-05600	13-12										
	13-19										
99510-08012	19-13										
99510-10114	1- 3										
	1-31										

**YAMAHA**



**PARTS  
CATALOGUE  
CATALOGUE  
DE PIÈCES  
DETACHÉES**

**F8B '95 (6J7)**  
**F9.9B '95 (6G9)**

**YAMAHA**  
**GENUINE**  
Parts & Accessories

2T6G9-300F1

**A1**

# FOREWORD

This Parts Catalogue is related to the parts for the model(s) in the below frame. When you are ordering replacement parts, please refer to this Parts Catalogue and quote both part numbers and part names correctly.

F8B '95 (6J7), F9.9B '95 (6G9)

1. Modifications or additions which have been made after issue of the Parts Catalogue will be announced in the Yamaha Parts News.  
It is advisable that you make necessary corrections to the Parts Catalogue according to the Yamaha Parts News.

## 2. Abbreviations

The following abbreviations are used in this Parts Catalogue.

"UR"	Use specified parts number.	"M"	Manual start model
"UN"	Use as many as needed.	"E"	Electric start model
"AP"	Alternate Parts	"PTT"	Power Trim & Tilt model
"LM"	Local Made (Parts need to be ordered locally)	"H/T"	Hydro Tilt model
"O/S"	Over Size	"M/T"	Manual Tilt model
		"T.H/D"	Tiller Handle model

3. Parts, which are to be supplied in an assembly, are listed with a dot (.) in front of the part name as shown below.

### EXAMPLE

CARBURETOR ASSY  
. JET, PILOT  
. NOZZLE, MAIN

## 4. Number of component for assembly

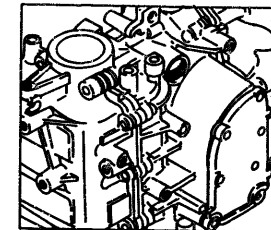
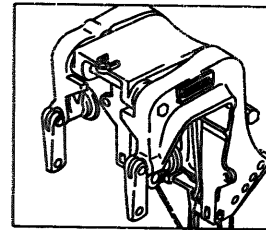
The numeral appearing to the right of each component part indicates the quantity of parts for each assembly unit.

### EXAMPLE

PART NO.	DESCRIPTION	Q'TY	REMARKS
6E0-85500-70	C.D.I. MAGNETO ASSY	1	
6E0-85550-70	. ROTOR ASSY	1	
6E0-15723-00-94	.. PULLY, STARTER	1	

## 5. Applicable Serial No. and Color Code

Engine Serial No.	F8BM	S : 000350 ~
		L : 301366 ~
	F8BE	S : 100249 ~
		L : 400818 ~
	F8BEM	S : 200148 ~
		L : 500656 ~
	F9.9BM	S : 009053 ~
		L : 306647 ~
	F9.9BE	S : 101145 ~
		L : 401734 ~
	F9.9BEM	S : 200265 ~
		L : 500294 ~



Color Code	Color Name	Abbreviation
4D	DARK BLUISH GRAY METALLIC 2	DBNM2

6. Note that the illustrations are for reference in finding parts numbers, not to be used for assembling. When assembling, please use the applicable service manual.



## AVANT-PROPOS

Ce Catalogue de pièces détachées concerne les pièces pour le(s) modèle(s) indiqué(s) dans le cadre ci-dessous. Lorsque vous commandez des pièces de rechange, veuillez vous référer à ce catalogue de pièces détachées et indiquer clairement les numéros et les noms des pièces détachées.

F8B '95 (6J7), F9.9B '95 (6G9)

1. Les modifications ou ajouts ayant été effectués après la parution du catalogue de pièces détachées seront décrits dans les Bulletins d'information Yamaha concernant les pièces détachées.

Il est recommandé que vous apportiez les corrections nécessaires au catalogue des pièces détachées en vous référant aux Bulletins d'information Yamaha.

### 2. Abréviations

Dans ce catalogue, les abréviations suivantes sont utilisées:

"UR"	Utiliser le numéro des pièces.
"UN"	Utiliser autant que nécessaire.
"AP"	Pièces de substitution
"OS"	Cote Réparation
"LM"	Fabrication locale (les pièces doivent être commandées localement.)
"M"	Modèle à démarrage manuel
"E"	Modèle à démarrage électrique
"PTT"	Modèle à assiette et relevage assistés
"H/T"	Modèle à relevage hydraulique
"M/T"	Modèle à relevage manuel
"T.H/D"	Modèle à commande par barre franche

3. Dans ce catalogue, les pièces qui sont fournies dans un ensemble sont précédées d'un point (.) de la manière indiquée ci-dessous.

EXEMPLE    ENS CARBURATEUR  
              . GICLEUR, ralenti  
              . PUIXS D'AIGUILLE

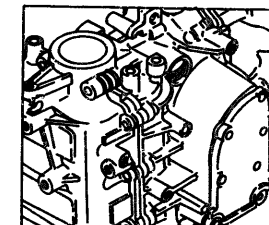
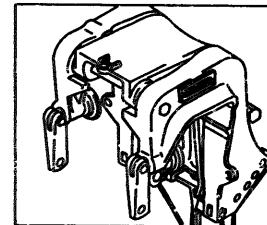
### 4. Nombre de pièces composant un ensemble

Le chiffre apparaissant à la droite de chaque description indique la quantité de pièces pour chaque ensemble de pièces.

Référence	Description	Qté	Remarques
6E0-85500-70	MAGNETO C.D.I CPLT	1	
6E0-85550-70	. ROTOR CPLT	1	
6E0-15723-00-94	. . POULIE DE DEMARREUR	1	

### 5. Applications No de série et code couleur correspondants

No de série du moteur	F8BM	
	S :	000350 ~
	L :	301366 ~
	F8BE	
	S :	100249 ~
	L :	400818 ~
	F8BEM	
	S :	200148 ~
	L :	500656 ~
	F9.9BM	
	S :	009053 ~
	L :	306647 ~
	F9.9BE	
	S :	101145 ~
	L :	401734 ~
	F9.9BEM	
	S :	200265 ~
	L :	500294 ~



Code couleur	Nom de couleur	Abréviation
4D	DARK BLUISH GRAY METALLIC 2	DBNM2

6. Veuillez noter que les illustrations sont indiquées pour référence pour trouver les numéros de pièces, non pour être utilisées lors de l'assemblage. Lors de l'assemblage, veuillez utiliser le manuel d'entretien adéquat.

# CONTENTS

## Sheet 1/2 (Fig. 1 to Fig. 22)

FIG. 1	CYLINDER. CRANKCASE .....	A6, A7
FIG. 2	CRANKSHAFT. PISTON .....	B1
FIG. 3	VALVE .....	B2
FIG. 4	INTAKE .....	B3, B4
FIG. 5	CARBURETOR .....	B5~B7
FIG. 6	OIL PUMP .....	C1
FIG. 7	OIL PAN .....	C2
FIG. 8	STARTER .....	C3, C4
FIG. 9	FUEL .....	C5
FIG. 10	TOP COWLING .....	C6
FIG. 11	BOTTOM COWLING .....	C7, D1
FIG. 12	BRACKET 1 .....	D2~D4
FIG. 13	BRACKET 2 .....	D5
FIG. 14	STEERING (F8B(E)M/F9.9B(E)M) .....	D6, D7
FIG. 15	CONTROL .....	E1, E2
FIG. 16	UPPER CASING .....	E3, E4
FIG. 17	LOWER CASING. DRIVE 1 .....	E5~E7
FIG. 18	LOWER CASING. DRIVE 2 .....	F1, F2
FIG. 19	GENERATOR .....	F3
FIG. 20	STARTING MOTOR (F8BE(M)/F9.9BE(M)) .....	F4
FIG. 21	ELECTRIC 1 .....	F5, F6
FIG. 22	ELECTRIC 2 (F8BEM/F9.9BEM) .....	F7

## NUMERICAL INDEX

## Sheet 2/2 (Fig. 22 to Fig. 25)

FIG. 22	ELECTRIC 2 (F8BEM/F9.9BEM) .....	A6
FIG. 23	ELECTRICAL 3 (F8BE/F9.9BE) .....	A7, B1
FIG. 24	REPAIR KIT 1 .....	B2, B3
FIG. 25	REPAIR KIT 2 .....	B4, B5

## NUMERICAL INDEX

# TABLE DES MATIERES

## Feuille 1/2 (Fig. 1 ~ Fig. 22)

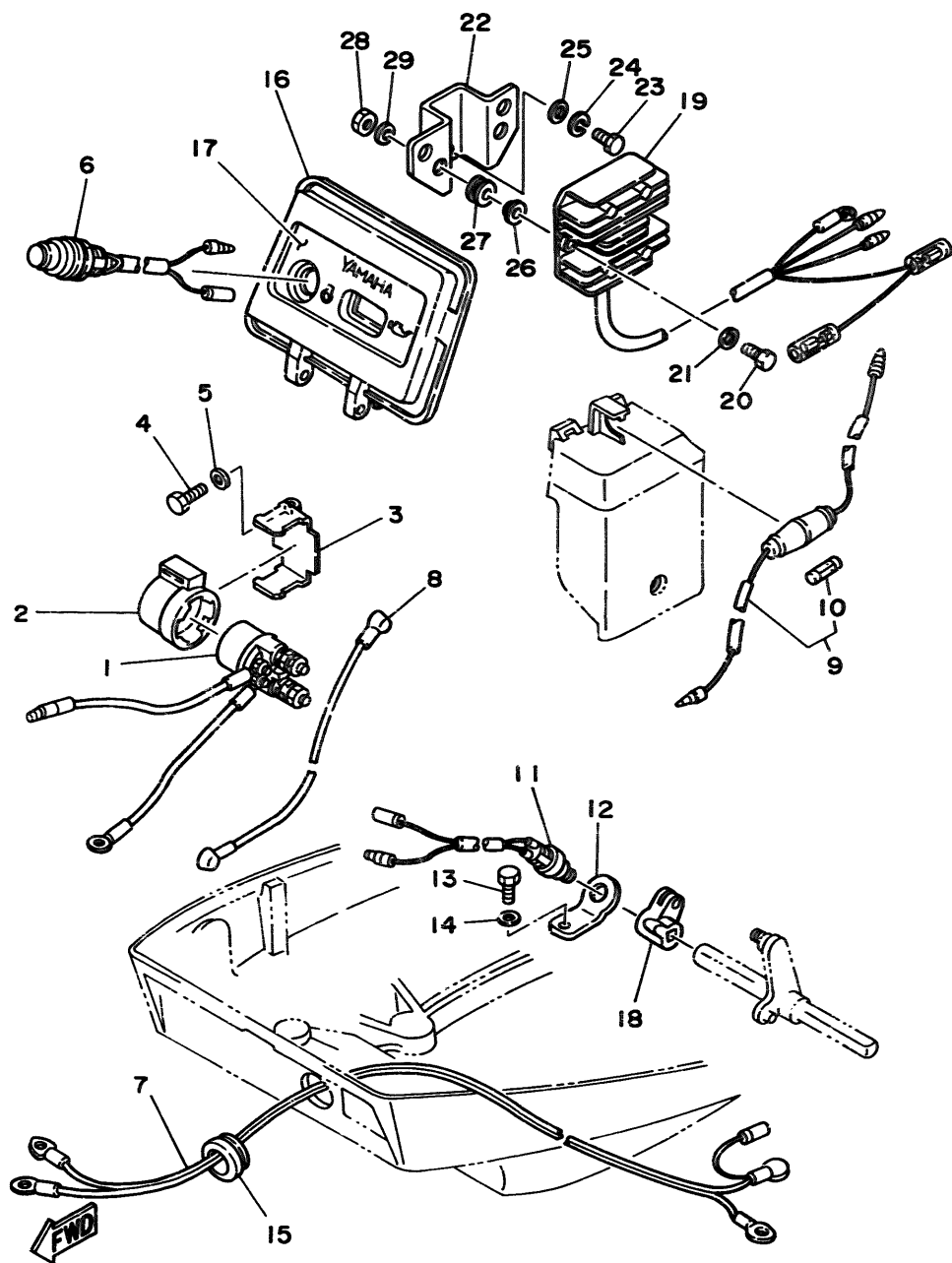
FIG. 1	CYLINDRE. CARTER .....	A6, A7
FIG. 2	VILEBREQUIN. PISTON .....	B1
FIG. 3	SOUPAPE .....	B2
FIG. 4	ADMISSION .....	B3, B4
FIG. 5	CARBURATEUR .....	B5~B7
FIG. 6	POMPE A HUILE .....	C1
FIG. 7	VENTILATEUR D' HUILE .....	C2
FIG. 8	DEMARREUR .....	C3, C4
FIG. 9	CARBURANT .....	C5
FIG. 10	CAPOT SUPERIEUR .....	C6
FIG. 11	CAPOT INFERIEUR .....	C7, D1
FIG. 12	SUPPORT 1 .....	D2~D4
FIG. 13	SUPPORT 2 .....	D5
FIG. 14	DIRECTION (F8B(E)M/F9.9B(E)M) .....	D6, D7
FIG. 15	COMMANDE .....	E1, E2
FIG. 16	FOURREAU .....	E3, E4
FIG. 17	BOITIER D' HELICE, TRANSMISSION 1 .....	E5~E7
FIG. 18	BOITIER D' HELICE, TRANSMISSION 2 .....	F1, F2
FIG. 19	GENERATRICE .....	F3
FIG. 20	DEMARREUR ELECTRIQUE (F8BE(M)/F9.9BE(M)) .....	F4
FIG. 21	PARTIE ELECTRIQUE 1 .....	F5, F6
FIG. 22	PARTIE ELECTRIQUE 2 (F8BEM/F9.9BEM) .....	F7
INDEX NUMERIQUE		

## Feuille 2/2 (Fig. 22 ~ Fig. 25)

FIG. 22	PARTIE ELECTRIQUE 2 (F8BEM/F9.9BEM) .....	A6
FIG. 23	PARTIE ELECTRIQUE 3 (F8BE/F9.9BE) .....	A7, B1
FIG. 24	KITS DE REPARATION 1 .....	B2, B3
FIG. 25	KITS DE REPARATION 2 .....	B4, B5
INDEX NUMERIQUE		

FIG. 22 ELECTRICAL 2 (F8BEM/F9.9BEM) PARTIE ELECTRIQUE 2 (F8BEM/F9.9BEM)

REF. NO.	PART NO. NO. PIECES	DESCRIPTION DESCRIPTION	Q'TY QTE	REMARKS REMARQUES
29	92990-06600	WASHER, PLATE RONDELLE, PLATE	2	



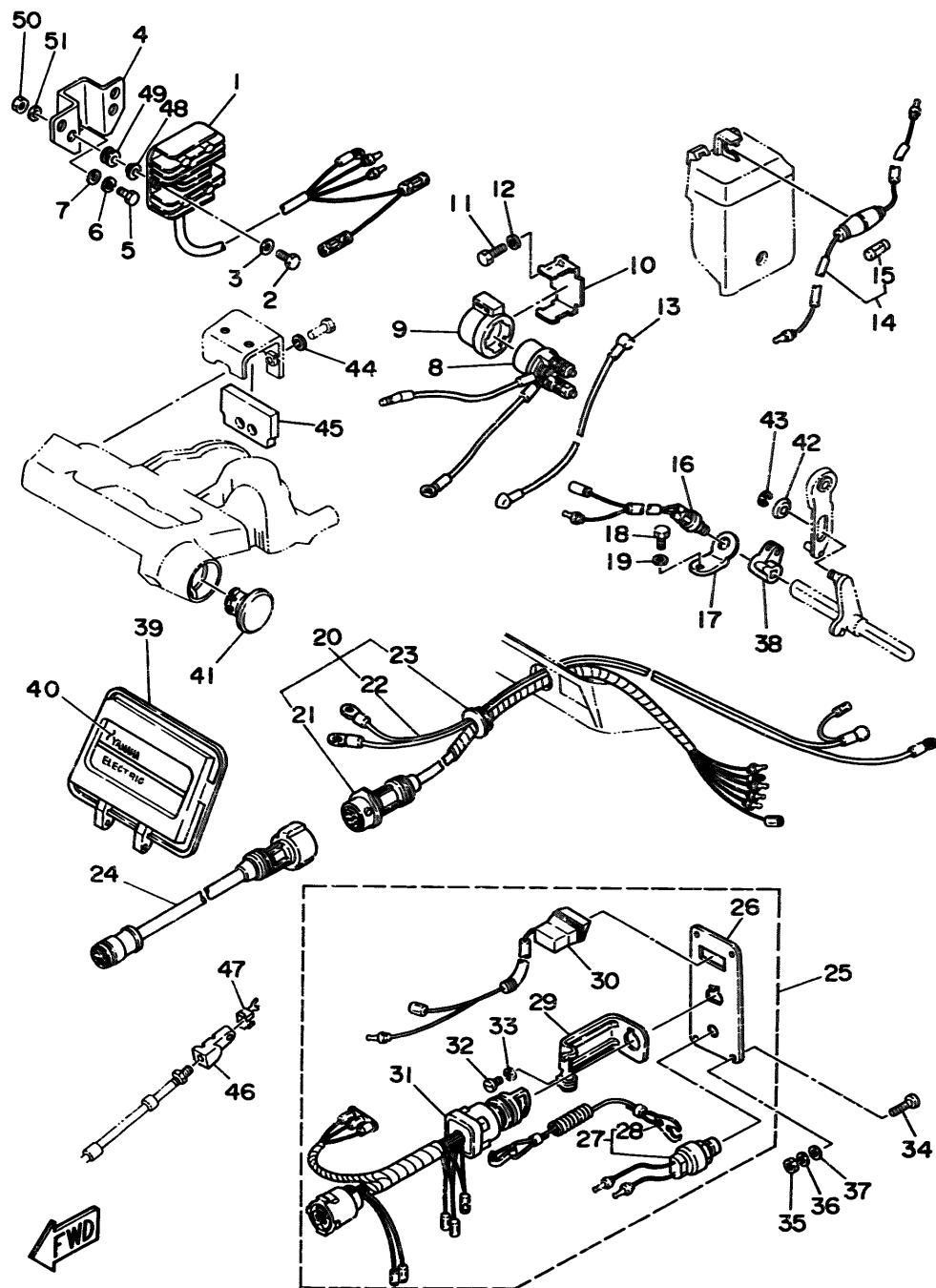


FIG. 23 ELECTRICAL 3 (F8BE/F9.9BE) PARTIE ELECTRIQUE 3 (F8BE/F9.9BE)

REF. NO.	PART NO. NO. PIECES	DESCRIPTION DESCRIPTION	Q'TY QTE	REMARKS REMARQUES
1	6G8-81960-A1	RECTIFIER & REGULATOR ASSY REDRESSEUR REGULATEUR CPLT	1	
2	97095-06016	BOLT BOULON	2	
3	92990-06600	WASHER, PLATE RONDELLE, PLATE	2	
4	6G8-81948-02	BRACKET JOINT TORIQUE	1	
5	97095-06020	BOLT BOULON	1	
6	92995-06100	WASHER, SPRING RONDELLE, GROWER	1	
7	92990-06600	WASHER, PLATE RONDELLE, PLATE	1	
8	6J0-81941-10	STARTER RELAY ASSY LANCEUR RELAIS (ENS.)	1	
9	6G1-81952-00	HOLDER, RELAY SUPPORT, RELAIS	1	
10	6G8-81953-00	STAY, RELAY SUPPORT, RELAIS	1	
11	97013-06012	BOLT BOULON	1	
12	92990-06600	WASHER, PLATE RONDELLE, PLATE	1	
13	6G8-82117-00	WIRE, LEAD FIL	1	
14	6G8-82150-00	FUSE HOLDER ASSY SUPPORT DE FUSIBLE	1	
15	682-82151-00	.FUSE (20A) .FUSIBLE (20A)	1	
16	6H3-82540-00	NEUTRAL SWITCH ASSY CONTACTEUR DE POINT-MORT	1	
17	6G8-82554-00	STAY, NEUTRAL SWITCH SUPPORT, CONT DE POINT-MORT	1	
18	97013-06012	BOLT BOULON	1	
19	92990-06600	WASHER, PLATE RONDELLE, PLATE	1	
20	6G8-82580-00	WIRE HARNESS ASSY 2 FAISCEAU DE FILS 2 CPLT	1	
21	6G8-82590-00	.WIRE HARNESS ASSY .FAISCEAU DE FILS COMPLET	1	
22	6G8-82105-00	.WIRE HARNESS .FAISCEAU DE FILS	1	
23	6G8-42724-50	.GROMMET .PASSE-FIL	1	
24	688-82586-50	EXTENSION, WIREHARNESS EXTENSION, FAISCEAU DE FILS	1	L:5M (7P)
25	6G8-82570-02	PANEL SWITCH ASSY PLATINE D'INTERRUPEUR CPLT	1	
26	6G8-82571-01	.PANEL, SWITCH .TABLEAU, CONTACTEUR	1	
27	688-82575-01	.ENGINE STOP SWITCH ASSY .COUPE CIRCUIT CPLT	1	
28	682-82556-00	..STOPPER ..PLAQUETTE	1	

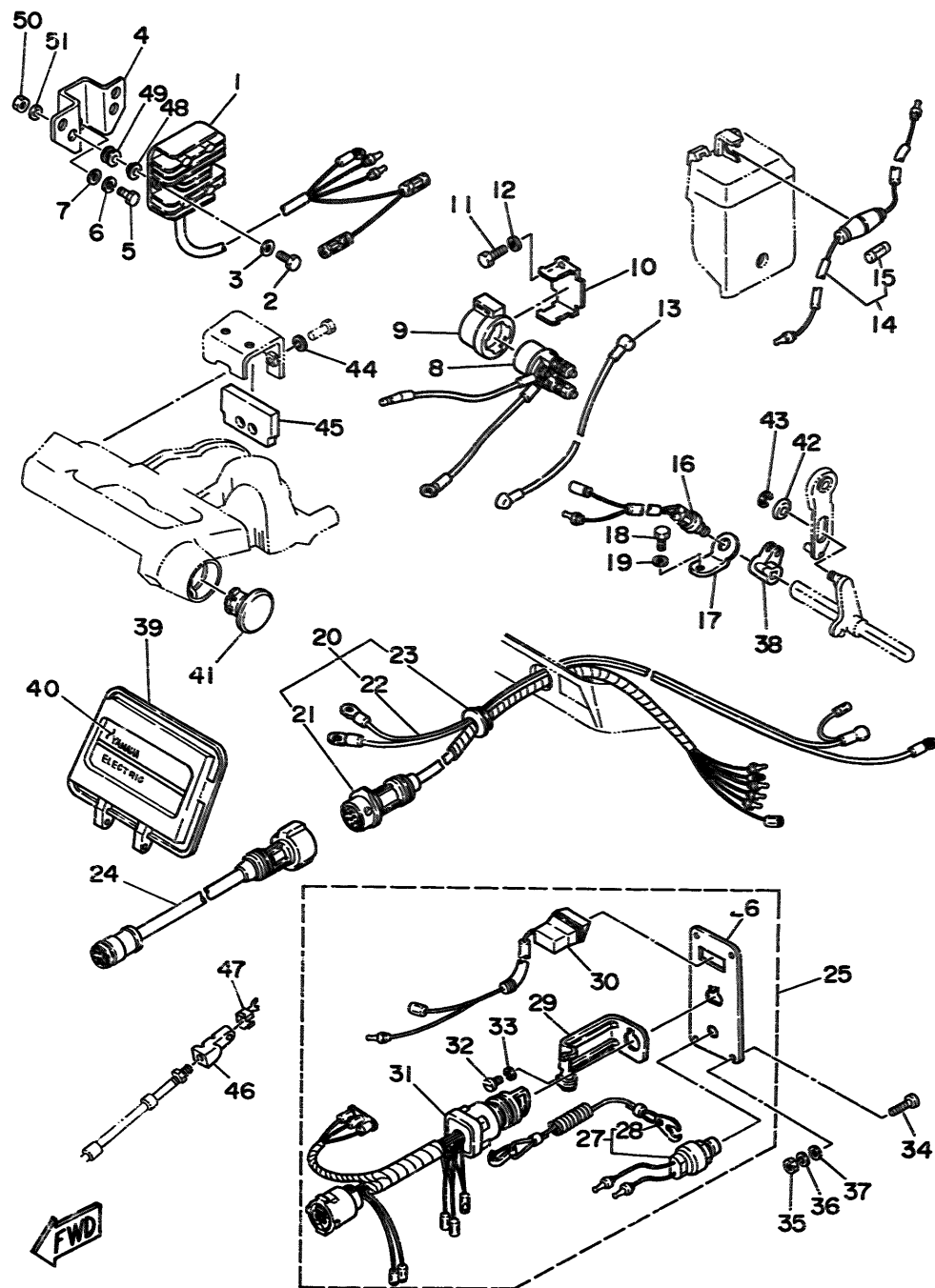


FIG. 23 ELECTRICAL 3 (F8BE/F9.9BE) PARTIE ELECTRIQUE 3 (F8BE/F9.9BE)

REF. NO.	PART NO. NO. PIECES	DESCRIPTION DESCRIPTION	Q'TY QTE	REMARKS REMARQUES
29	663-82581-01	.STAY, CORD CLAMP .SUPPORT, COLLIER DE CORDON	1	
30	668-83582-01	.PILOT LIGHT ASSY .LAMPE-TEMOIN COMPLET	1	
31	668-82510-00	.MAIN SWITCH ASSY .CONTACTEUR A CLEF COMPLET	1	
32	98980-04008	.SCREW, BIND .VIS	1	
33	92990-04100	.WASHER, SPRING .RONDELLE, GROWER	1	
34	90149-05M05	SCREW VIS	4	
35	95380-05600	NUT ECROU	4	
36	92990-05100	WASHER, SPRING RONDELLE, GROWER	4	
37	92990-05600	WASHER, PLATE RONDELLE, PLATE	4	
38	668-44125-00	LEVER, SHIFT ROD LEVIER, TIGE D'INVERSION	1	
39	668-42614-12	PANEL, FRONT UPPER PANNEAU, AVANT SUPERIEUR	1	
40	668-42677-20	GRAPHIC, FRONT ADHESIF, AVANT	1	
41	668-42551-00	GROMMET PASSE-FIL	1	
42	90387-06M73	COLLAR COLLERETTE	1	
43	93430-04M03	CIRCLIP CLIPS	1	
44	92990-06600	WASHER, PLATE RONDELLE, PLATE	2	
45	668-48351-51	SEAL, RUBBER PASSE-FIL	1	
46	668-26363-00	END, CABLE EMBOUT DE CABLE	1	
47	668-26364-00	END, CABLE 2 EMBOUT, DE CABLE	1	
48	90387-06M70	COLLAR COLLERETTE	2	
49	90480-13M24	GROMMET RONDELLE CAOUTCHOUC	2	
50	95380-06700	NUT ECROU	2	
51	92990-06600	WASHER, PLATE RONDELLE, PLATE	2	



## KITS DE REPARATION 1

REF. NO.	PART NO. NO. PIECES	DESCRIPTION	Q'TY QTE	REMARKS REMARQUES
1	6G8-W0001-03	POWER HEAD GASKET KIT POCHETTE DE JOINTS TETE MOTRICE	1	
2	6G8-41112-02	.GASKET, EXHAUST INNER COVER .JOINT, PLAQUE D'ECHAPPEMENT	1	
3	6G8-41114-00	.GASKET, EXHAUST OUTER COVER .JOINT, COUVERCLE D'ECHAPPEMEN	1	
4	6G8-12414-A0	.GASKET, COVER .JOINT, COUVERCLE	1	
5	6G8-11181-A0	.GASKET, CYLINDER HEAD 1 .JOINT, DE CULASSE 1	1	
6	93210-11M59	.O-RING .JOINT TORIQUE	1	
7	93210-13M63	.O-RING .JOINT TORIQUE	3	
8	93210-24M79	.O-RING .JOINT TORIQUE	1	
9	6G8-11351-A0	.GASKET, CYLINDER .JOINT, D'EMBASE	1	
10	93102-30M22	.OIL SEAL .JOINT SPY	1	
11	93101-25M24	.OIL SEAL .JOINT SPY	1	
12	93102-18M21	.OIL SEAL .JOINT SPY	1	
13	6G8-13646-A0	.GASKET, MANIFOLD 2 .JOINT, TUBULURE 2	2	
14	6G8-13645-00	.GASKET, MANIFOLD 1 .JOINT, TUBULURE 1	1	
15	6G8-14198-A0	.GASKET .JOINT	1	
16	6G8-15374-00	.GASKET, BREATHER .JOINT, RENIFLARD	1	
17	93210-10M61	.O-RING .JOINT TORIQUE	1	
18	93210-09M01	.O-RING .JOINT TORIQUE	3	
19	6G8-W0093-01	CARBURETOR REPAIR KIT KIT DE REPARATION CARBURATEUR	1	
20	6G8-14198-A0	.GASKET .JOINT	1	
21	6G8-14384-01	.GASKET, FLOAT CHAMBER .JOINT, CUVE DE FLOTTEUR	1	
22	647-14386-10	.PIN, FLOAT .AXE, FLOTTEUR	1	
23	654-14198-00	.GASKET .JOINT	1	
24	6G8-14323-00	.SCREW, AIR ADJUSTING .VIS DE DOSEUR D'AIR	1	
25	6G8-14392-00	.VALVE, NEEDLE .POINTEAU	1	
26	6G8-14385-00	.FLOAT .FLOTTEUR	1	
27	98503-04014	.SCREW, PAN HEAD .VIS	1	
28	92990-04100	.WASHER, SPRING .RONDELLE, GROWER	1	

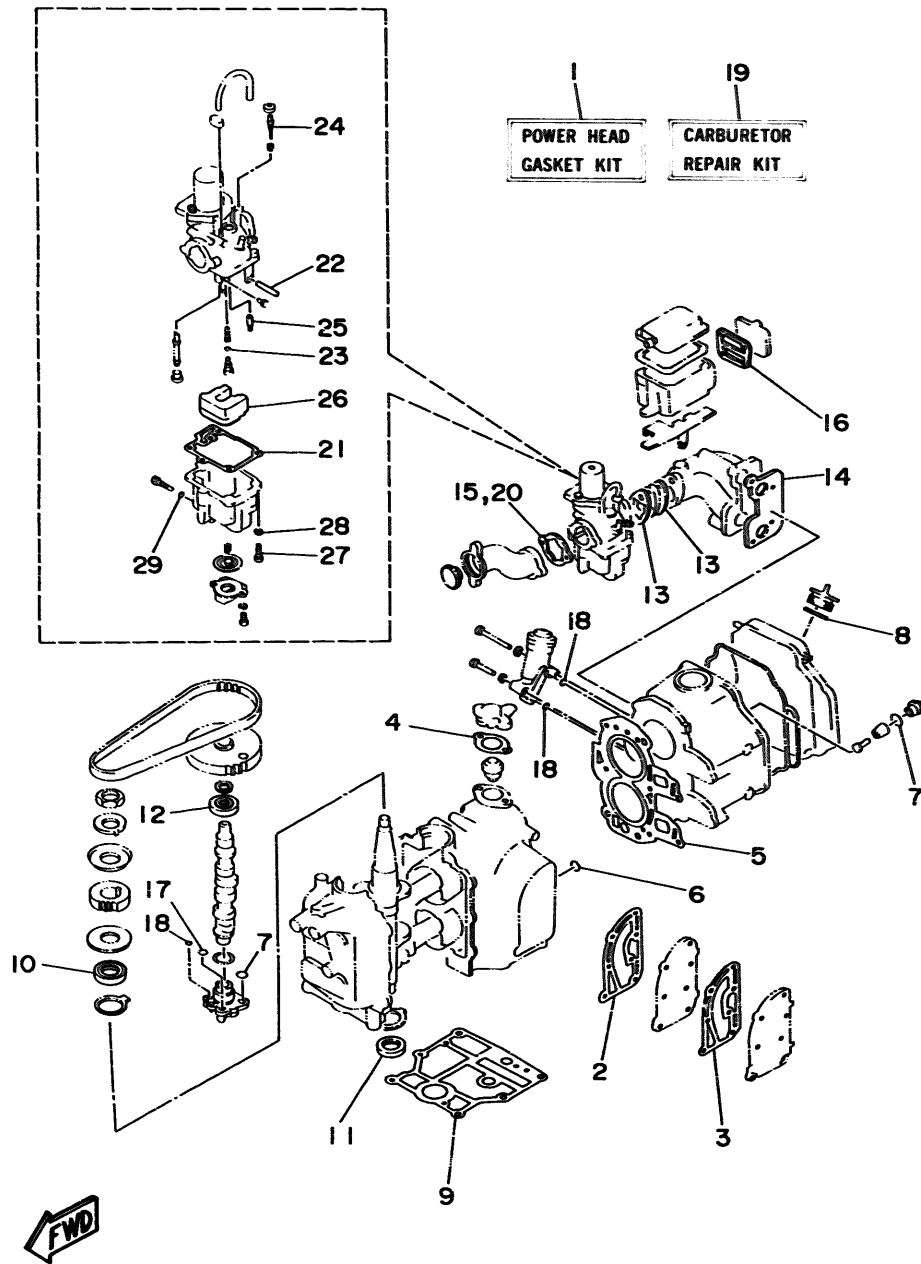


FIG. 24 REPAIR KIT 1

KITS DE REPARATION 1

REF. NO.	PART NO. NO. PIECES	DESCRIPTION DESCRIPTION	Q'TY QTE	REMARKS REMARQUES
29	5Y1-14397-00	.O-RING .JOINT TORIQUE	1	



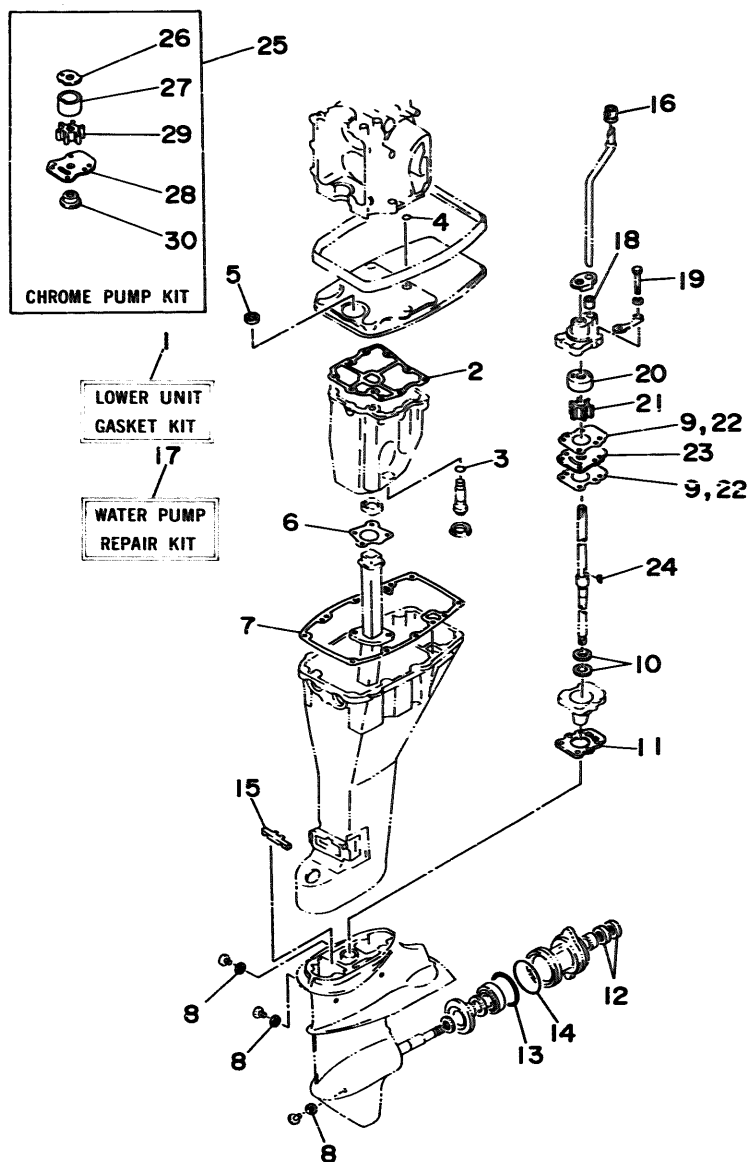


FIG. 25 REPAIR KIT 2

KITS DE REPARATION 2

REF. NO.	PART NO. NO. PIECES	DESCRIPTION DESCRIPTION	Q'TY QTE	REMARKS REMARQUES
1	6G9-W0001-24	LOWER UNIT GASKET KIT POCHETTE DE JOINTS EMBASE	1	
2	6G8-15312-A1	.GASKET, OIL PAN .JOINT DE VENTILATEUR D'HUILE	1	
3	93210-16M64	.O-RING .JOINT TORIQUE	1	
4	93210-08M60	.O-RING .JOINT TORIQUE	1	
5	93101-13M27	.OIL SEAL .JOINT SPY	1	
6	6G8-41133-A0	.GASKET, EXHAUST MANIFOLD 1 .JOINT, PIPE D'ECHAPPEMENT	1	
7	6G8-45113-A0	.GASKET, UPPER CASING .JOINT, TUBE D'ARBRE	1	
8	90430-08020	.GASKET .JOINT	3	
9	682-44315-A0	.GASKET, WATER PUMP .JOINT, POMPE A EAU	2	
10	93101-20048	.OIL SEAL .JOINT SPY	2	
11	683-45315-A0	.PACKING, LOWER CASING .JOINT, BOITIER D'HELICE	1	
12	93101-17054	.OIL SEAL .JOINT SPY	2	
13	93210-57M09	.O-RING .JOINT TORIQUE	1	
14	93210-56M80	.O-RING .JOINT TORIQUE	1	
15	682-45375-01	.DAMPER, SEAL .BOURRELET, CAOUTCHOUC	1	
16	626-44365-01	.DAMPER, WATER SEAL .JOINT, TUBE D'EAU	1	
17	682-W0078-01	WATER PUMP REPAIR KIT KIT DE REPARATION DE LA POMPE	1	
18	682-44365-00	.DAMPER, WATER SEAL .JOINT, TUBE D'EAU	1	
19	97095-06040	.BOLT .BOULON	4	
20	682-44322-00	.INSERT, CARTRIDGE .CUVETTE	1	
21	682-44352-01	.IMPELLER .TURBINE	1	
22	682-44315-A0	.GASKET, WATER PUMP .JOINT, POMPE A EAU	2	
23	682-44323-00	.OUTER PLATE, CARTRIDGE .PLAQUE EXTERIEURE	1	
24	90280-03024	.KEY, WOODRUFF .CLAVETTE, DEMI-LUNE	1	
25	682-W0078-0A	CHROME PUMP KIT KIT DE POMPE A EAU CHROMEE	1	
26	682-44321-40	.INNER PLATE, CARTRIDGE .CUVETTE	1	
27	682-44322-40	.INSERT, CARTRIDGE .CUVETTE	1	
28	682-44323-40	.OUTER PLATE, CARTRIDGE .PLAQUE EXTERIEURE	1	

B4

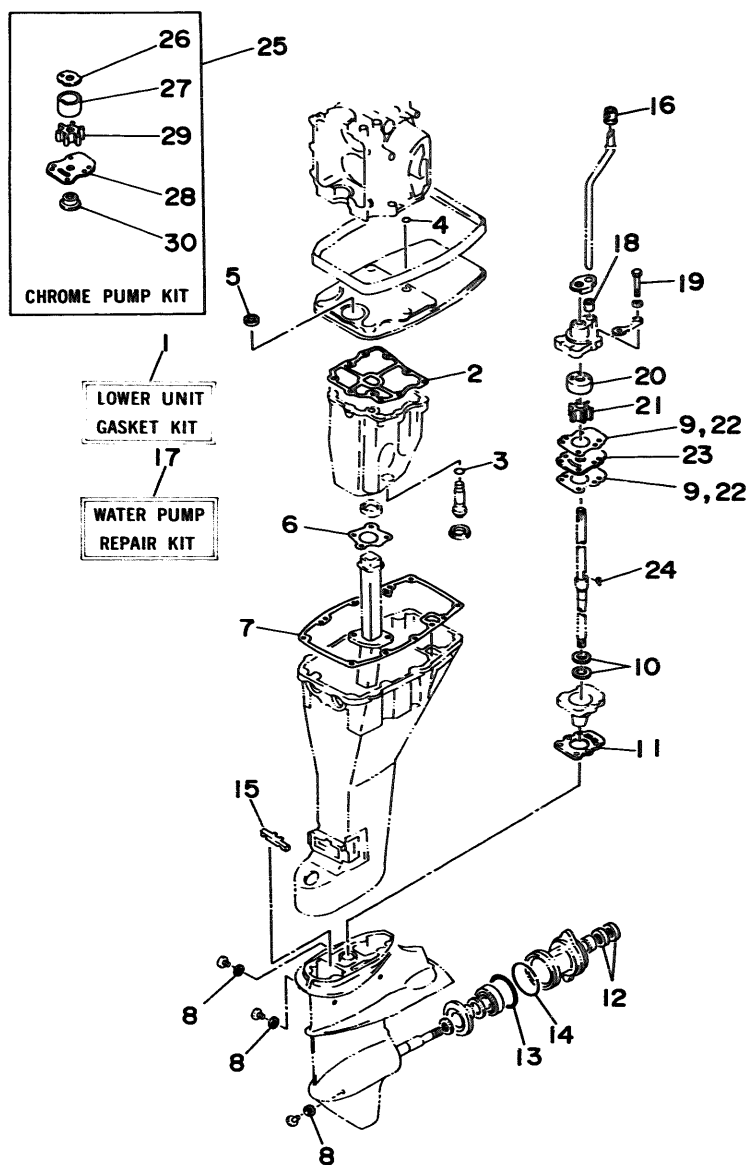


FIG. 25 REPAIR KIT 2

KITS DE REPARATION 2

REF. NO.	PART NO. NO. PIECES	DESCRIPTION DESCRIPTION	Q'TY QTE	REMARKS REMARQUES
29	682-44352-01	.IMPELLER .TURBINE	1	
30	682-45344-00	.COVER, OIL SEAL .FLASQE, JOINT D'HUILE	1	

NUMERICAL INDEX  
INDEX NUMERIQUE

PART NO. NO. PIECES	REF. NO.	PART NO. NO. PIECES	REF. NO.	PART NO. NO. PIECES	REF. NO.	PART NO. NO. PIECES	REF. NO.	PART NO. NO. PIECES	REF. NO.	PART NO. NO. PIECES	REF. NO.
6G8-W0001-03	24- 1	30X-12118-00	3- 6	6G8-14293-10	5-36	6G8-15312-A1	25- 2	646-24251-02	9- 5	6G8-42129-00	15- 2
6G9-W0001-24	25- 1	51Y-12119-00	3- 9	6G9-14301-05	5- 1	6G8-15316-00	7-13	6G1-24304-02	9- 1	6G8-42137-01	14-22
6G9-W0070-13	10- 9	6G8-12121-01	3- 2	6G9-14301-10	5- 1	6G8-15346-00	4-22	6G8-24311-00	9- 4	6J6-42137-00	14-22
682-W0078-0A	25-25	6G8-12146-00	3-13	6J6-14301-06	5- 1	6G8-15347-00	4-23	6H4-24312-00	9-25	6G8-42147-01	14- 7
682-W0078-01	25-17	6G8-12151-00	3-10	6J7-14301-10	5- 1	6G8-15358-00	4-16	6G8-24329-00	9- 2	6G8-42177-00	14-24
6G8-W0090-33-4D	1- 1	6G8-12153-00	3- 8	664-14321-01	5-20	6G8-15362-04	7-17		9-15	6G9-42511-01-4D	12-29
6G8-W0093-01	24-19	6G8-12158-00	3-12	6G8-14323-00	5-13	6G8-15363-00	1-46	6G8-24376-00	9-23	6G8-42521-10-94	12-34
676-W2810-01	9-27	6G8-12159-00	3-11		24-24	6G8-15368-00-94	4-18	6E5-24377-00	1-18	6G9-42521-00-94	12-34
683-W4591-02-EL	18-15	6G8-12171-00	6-11	6G8-14323-10	5-13	6G8-15369-00	4-19	6G8-24378-01	11-37	6G8-42528-00	12-24
683-W4592-02-EL	18-15	6G8-12411-02	1-16	647-14334-00	5-11	6G8-15371-00-94	4-21	688-24378-00	1-26	6G8-42534-00	12-30
6G8-11111-03-94	1-22	6G8-12413-00-9M	1-17	6G8-14341-10	5- 9	6G8-15373-00	1-37	6G8-24379-00	11-34	6G8-42537-00	12-36
6G8-11133-10	1-23	6G8-12414-A0	1-19	6G8-14341-20	5- 9		4-35	6G9-24379-00	1-26	6G8-42551-00	23-41
6G8-11181-A0	1-34		24- 4	6G8-14341-30	5- 9	6G8-15374-00	4-26	6G8-24410-E0	9- 8	6G9-42610-14-4D	10- 1
	24- 5	6G8-12476-00	11-36	6G8-14342-22	5- 5		24-16	6G8-24410-03	9- 8	6J7-42610-51-4D	10- 1
6G8-11191-01-94	1-36	6G8-12481-01	1-28	6G8-14342-24	5- 5	6G8-15376-00	4-32	6G8-24411-02	9-10	6G8-42613-01-4D	10- 6
6G8-11197-00	1-44	6G8-12483-00	16- 2	648-14343-41	5- 8	6G8-15379-00	7- 3	6G8-24421-00	9- 9	6G8-42614-02	11-28
6G8-11325-00	1-42	6G8-12484-00	16- 3	648-14343-42	5- 8	6G8-15393-00	4-29	677-24444-01	9-16	6G8-42614-12	22-16
6G8-11351-A0	1- 6	6G8-12485-00	11-38	648-14343-43	5- 8	6G8-15393-10	4-29	6G8-24471-00	9-14		23-39
	24- 9	6G8-13300-02	6-13	6A4-14344-30	5-26	6G8-15710-10	8- 1	6G8-26363-00	15-22	6G8-42615-01	10- 2
6G8-11355-00	16-33	6G8-13421-00	7-12	6G8-14345-00	5- 7	6G8-15711-00	8- 2		23-46	6G8-42629-02	11-30
6G8-11356-00	1-40	6G8-13440-00	6-21	6G8-14349-00	5-34	6G8-15712-00	8-30	6G8-26364-00	15-23	6G8-42651-00	10- 3
676-11372-00	1-11	6G8-13442-00-94	6-20	6G8-14357-00	5-43	6G8-15713-00	8- 4		23-47	6G8-42652-00	10- 4
	1-25	6G8-13448-00	4-36	6G8-14368-00	5-30	6G8-15714-00	8- 3	6G8-41111-02-9M	1- 7	6G8-42662-00	10-11
	1-38	6G8-13471-00	7-15	6G8-14379-00	5-39	6G8-15715-00	8- 7	6G8-41112-02	1- 8	6G8-42677-00	11-29
6G8-11411-04	2- 1	6G8-13487-00	7- 4	6G8-14379-10	5-39	6G8-15716-00	8-27		24- 2	6G8-42677-10	22-17
6G8-11416-00	2- 4	6G8-13641-01-94	4- 5	6G8-14381-02	5- 3	6G8-15719-00	8- 5	6G8-41113-02-9M	1-10	6G8-42677-20	23-40
6G8-11416-10	2- 4	6G8-13645-00	4- 6	6G8-14383-00	5-28	6G8-15723-00	8- 6	6G8-41113-10-9M	1-10	6G9-42678-13	10-10
6G8-11416-20	2- 4		24-14	6G8-14384-01	5- 2	6G8-15726-00	8-21	6G8-41114-00	1- 9	6J7-42678-51	10-10
6G8-11426-00	2- 8	6G8-13646-A0	4- 1		24-21	6G8-15727-00	8- 9		24- 3	6G8-42711-02-4D	11- 1
6G8-11536-00-94	6- 2		24-13	6G8-14385-00	5-15	6G8-15734-00	8-25	6G8-41131-01	16-14	6G8-42716-00	16-13
6G8-11537-00-94	6- 6	6G8-13647-00	4- 4		24-26	6G8-15739-00	8-17	6G8-41133-A0	16-17	6G8-42719-00-94	11-23
6G8-11557-00	6- 3	6G8-1410A-01	5-24	647-14386-10	5- 4	6G8-15742-00	8-33		25- 6	6G8-42724-00	11- 7
6G8-11575-00	7- 1	389-14137-00	5-44		24-22	6G8-15746-00	8-23	6G8-41137-04-94	16- 1	6G8-42724-40	22-15
6G8-11587-00	6- 5	1HV-14147-00	5-19	6G8-14392-00	5-14	6G8-15747-00	8-26	6G8-41138-00	16-15	6G8-42724-50	23-23
6G8-11610-02	2-10	6G8-14197-01	5-16		24-25	6F5-15752-00	8-12	6G8-41212-00	15-24	6H4-42725-00	14-10
6G8-11610-12	2-10	6G8-14198-A0	4-13	5H0-14397-00	5-10	6F5-15753-00	8-13	6G8-41237-01	15-30	6G8-42727-00	11-10
6G8-11610-22	2-10		24-15	5Y1-14397-00	5-27	6G8-15754-00	8- 8	6G8-41238-01	15-27	6G8-42738-00-94	11-22
6G8-11631-03-96	2- 9		24-20		24-29	6G1-15755-00	8-34	6G8-41241-01	15-28	6G8-42741-00-4D	16-28
634-11633-00	2-11	646-14198-01	5-33	6G8-14457-00	5-45	6G8-15767-00	8-24	6G8-41242-01	15-31	6G8-42748-00	11-19
6G8-11635-03	2- 9	654-14198-00	5- 6	6G8-14478-00	4-12	6G8-15768-00	8-10	6G8-41654-00	15-20	6G8-42752-00	19-15
6G8-11636-03	2- 9		24-23	6G8-14479-02-94	4-11	6G8-15770-00	8-38	6G8-41661-00-98	15-15	6G8-42755-00	11-31
6G8-11650-03	2- 5	646-14212-00	5-21	6G8-14479-10-94	4-11	6G8-15771-00	8-39	6G8-41662-00-98	15-16	6G8-42771-00-4D	16-30
6G8-11654-00	2- 6	6G8-14216-00	5-10	6G8-14493-00	15-32	6G8-15772-00	8-42	6G8-41663-00	15-17	6G8-42791-00	16-29
6G8-12111-00	3- 1	6G8-14217-00	5-35	6G8-14827-00	5-25	6G8-15779-00	8-31	6G8-42111-01-4D	14- 1	6G8-42792-00	16-31
6G8-12113-00	3- 4	6G8-14229-00	5-41	6G8-14997-00	5-12	689-15779-01	8-35	6G8-42112-02-4D	14- 2	6G8-42811-00-94	11-13
6G8-12116-00	3- 3	6G8-14275-01	5-31	6G8-15100-05-94	1- 2	6G8-15789-00	8-32	6G8-42113-01-4D	14-25	6G8-42815-00	11-11
6G8-12117-00	3- 5	6G8-14286-01	5-42	6G8-15311-03-0D	7- 7	6F5-15791-00	8-14	6G8-42119-00	14-21	6G8-42831-00	11-12
6G8-12117-10	3- 7	6G8-14293-03	5-36	6G8-15312-A1	7- 8	6G8-15794-00	8-22	6G8-42126-01-94	14-15	6G8-43111-03-4D	12- 1

NUMERICAL INDEX  
INDEX NUMERIQUE

PART NO. NO. PIECES	REF. NO.	PART NO. NO. PIECES	REF. NO.	PART NO. NO. PIECES	REF. NO.	PART NO. NO. PIECES	REF. NO.	PART NO. NO. PIECES	REF. NO.	PART NO. NO. PIECES	REF. NO.
668-43112-04-4D	12- 2	682-44321-40	25-26	6E8-45311-00-4D	17- 2	668-81337-01	19-14	6H3-82540-00	23-16	90185-22M11	12-18
6J8-43113-01	12-20	682-44322-00	17-18	683-45315-A0	17-26	668-81800-11	20- 1	668-82550-10	21-39	90201-06M00	2- 7
648-43114-01	12- 6		25-20		25-11	689-81807-12	20-11	668-82554-00	22-12	90201-06M31	11- 6
6E7-43116-00	12- 5	682-44322-40	25-27	626-45316-09	17-24	689-81809-11	20- 3		23-17		11-16
616-43118-00-4D	12- 3	682-44323-00	17-22	6E7-45331-00-5B	17-23	689-81810-11	20- 4	682-82556-00	21-18		12-26
668-43131-00	12-14		25-23	682-45344-00	25-30	689-81811-11	20- 6		23-28	90201-06M94	6-10
665-43145-00	12-19	682-44323-40	25-28	683-45361-01-4D	17-48	689-81812-11	20- 8	668-82570-02	23-25		15-10
668-43160-01	13- 5	682-44328-00	17-30	682-45375-01	18- 9	689-81813-10	20- 9	668-82571-01	23-26	90201-06049	14-18
668-43181-00	12- 7	682-44352-01	17-19		25-15	689-81820-11	20-10	668-82575-00	21-17	90201-08MA4	12-67
668-43311-14-4D	12-21		25-21	682-45376-01	17-11	668-81822-40-94	20-20	688-82575-01	23-27	90201-08M12	12-47
669-43311-03-4D	12-21		25-29	669-45501-00	17-32	689-81826-10	20-15	668-82580-00	23-20	90201-10M01	18-20
682-43318-01	12- 8	668-44361-10	18-10	669-45501-10	17-32	6F5-81830-11	20-13	663-82581-01	23-29	90201-10M02	18-18
	13-23	669-44361-00	18-10	6E7-45536-00	17-31	689-81831-00	20-14	688-82586-50	23-24	90201-12472	19-21
682-43339-01	12-13	683-44362-01	17- 4	6E7-45551-00	17-33	689-81840-11	20- 7	668-82590-00	23-21	90201-13201	6- 8
668-43373-00	12-27	626-44365-01	18-11	6E7-45560-00	17-37	689-81847-11	20- 5	668-83582-01	21-16	90201-17682	17-40
682-43611-01	13-16		25-16	664-45567-01-10	17-38	689-81850-12	20- 2		23-30	90201-20M00	14-28
682-43614-00	13-14	682-44365-00	17-17	664-45567-01-12	17-38	689-81857-11	20-12	682-84381-00	11-33	90201-22428	12-17
682-43615-01	13-15		25-18	664-45567-01-15	17-38	668-81870-00	22- 6	669-85510-01	19- 2	90202-06007	14-19
668-43616-00	13- 9	683-44365-01	17- 5	664-45567-01-18	17-38	668-81916-00	21-11	668-85525-00	21-10	90202-10M03	16- 7
668-43617-00	13-13	6E7-44366-00	17- 8	664-45567-01-30	17-38	6J0-81941-10	22- 1	669-85540-21	21- 1	90202-20M33	14-30
668-43631-02	13- 6	668-44367-00	16- 8	664-45567-01-40	17-38		23- 8	668-85542-00	21- 8	90206-08M13	11-18
682-43641-00	13-10	683-44373-00	17- 6	664-45567-01-50	17-38	668-81948-02	21-26	668-85550-01	19- 1	90206-10M15	12-12
669-43643-00	13-22	668-44391-00	11- 8	6E7-45571-00	17-39		22-22	668-85550-11	19- 1	90206-12052	15- 7
682-43659-00	13-18	668-44517-00-94	12-40	626-45577-00-01	17-41		23- 4	668-85561-00-94	19- 3	90206-20M14	14-27
682-43673-00	13-26	668-44518-00	12-50	626-45577-00-03	17-41	669-81948-00	21-25	668-85570-21	21- 3	90209-45M09	12-35
669-43681-00	13-21	668-44521-00	12-53	626-45577-00-05	17-41	661-81952-00	22- 2	668-85580-02	19- 5	90243-04M00	12- 4
668-44111-00	15-33	668-44522-00	12-48	6E8-45587-00-13	17-34		23- 9	90101-08M88	12-64	90249-06M20	13-11
682-44116-01	15-38	668-44526-00	12-41	6E8-45587-00-20	17-34	668-81953-00	22- 3	90105-06M33	7-14	90250-05010	17-45
668-44121-00-98	15- 1	668-44532-00	12-54	683-45611-00	17-42		23-10		16-16	90266-04M04	10- 5
682-44121-01	15-36	668-44533-00	12-51	682-45631-00	17-44	668-81960-A1	22-19	90105-08M36	1-30	90269-02M09	14-23
668-44123-00	15- 3	668-44551-01-4D	12-55	648-45633-00	17-46		23- 1	90105-08M37	1-29	90280-03M01	6- 7
668-44125-00	8-43	668-44552-02-4D	12-56	650-45635-00	17-43	6J8-81960-00	21-24	90109-06M25	12- 9	90280-03024	17-20
	22-18	682-44555-00	12-63	683-45941-00-EL	18-14	668-82105-00	22- 7	90116-06M15	4- 7		25-24
	23-38	668-44557-00	12-62	683-45943-00-EL	18-14		23-22	90116-06M26	5-29	90280-16053	19-19
682-44132-00	15-35	668-45111-13-4D	16-18	683-45945-00-EL	18-14	6J8-82105-10	21-38	90116-08M28	12-46	90340-08M04	17- 9
668-44143-10	15-41	669-45111-03-4D	16-18	683-45947-00-EL	18-14	668-82117-00	22- 8	90119-06M12	1- 5	90386-05M54	15-11
669-44143-00	15-41	668-45113-A0	16-24	683-45949-00-EL	18-14		23-13	90119-08M18	1- 4	90386-08M49	11-15
682-44147-00	17-56		25- 7	683-45952-00-EL	18-14	668-82127-00	21-15	90149-05M05	23-34	90386-10M70	16- 5
669-44150-00	17-55	663-45119-00	12-23	6E7-45986-00	18-16	668-82149-00	16-19	90157-06M04	16-32	90386-12069	15- 6
669-44150-10	17-55		14- 6	669-45987-00	18-19	668-82150-00	22- 9	90159-05M06	15-21	90386-20M94	13- 8
668-44159-00	15-34	668-45127-00	7- 9	668-46241-00	6- 1		23-14	90159-06M05	4-17	90386-22M92	12-15
682-44176-00	17-57	668-45135-00	16-12	668-48311-02	15-12	682-82151-00	22-10	90170-06015	15-42	90386-22M93	12-16
668-44191-00	14- 4	668-45136-00	16-23	668-48311-11	15-12		23-15	90170-12066	19-20	90386-33M56	14-26
682-44300-01	17-14	668-45151-00	16-22	668-48321-01	15-13	668-82370-20	21- 7	90170-24M09	6- 4	90386-37M47	12-37
682-44312-00	17-15	6E7-45214-00	18- 7	668-48321-10	15-13	668-82504-00	21-14	90171-10M01	18-12	90386-37M48	12-39
682-44315-A0	17-21	6E8-45251-01	18- 4	668-48351-51	23-45	668-82510-00	23-31	90171-10M07	18-17	90387-06M09	13- 1
	25- 9	669-45300-06-4D	17- 1	668-81323-00	19-16	668-82522-00	21-13	90179-08M06	17-36	90387-06M15	11- 5
	25-22	669-45300-16-4D	17- 1	668-81336-00	1-39	6H3-82540-00	22-11	90185-20M03	14-29	90387-06M20	13-17

NUMERICAL INDEX  
INDEX NUMERIQUE

PART NO. NO. PIECES	REF. NO.	PART NO. NO. PIECES	REF. NO.	PART NO. NO. PIECES	REF. NO.	PART NO. NO. PIECES	REF. NO.	PART NO. NO. PIECES	REF. NO.	PART NO. NO. PIECES	REF. NO.
90387-06M58	15-26	91490-16010	11-32	92990-06600	15- 9	93102-30M22	2- 2	95380-05600	23-35	97095-06030	6-25
90387-06M70	21-29		15- 4		15-19		24-10	95380-06700	4- 2		11- 3
	22-26		15-46		15-40	93210-08M60	16- 4		4-10		12-32
	23-48	91490-16015	8-29		16-21		25- 4		10- 7		15-25
90387-06M71	19-18	91490-25020	15-37		17-29	93210-09M01	6-16		12-61	97095-06040	14-13
90387-06M72	11-17	91490-30020	18-13		19-10		6-22		13- 3		25-19
90387-06M73	23-42	91490-30030	18-13		19-12		24-18		14-20	97095-06045	4- 8
90387-13M56	3-14	91790-05020	15-44		21- 6	93210-10M61	6-15		15-43		12-57
90430-08020	17-10	92990-04100	5-23		21-22		24-17		21-31		17-28
	25- 8		5-38		21-28	93210-11M59	1-35		22-28	97095-06095	12-59
90445-05ME6	11-25		23-33		21-33		24- 6		23-50	97095-06135	13- 2
90445-09M00	9-26		24-28		21-34	93210-12M62	7- 2	95380-10700	16- 6	97313-05012	8-19
90445-09065	4-31	92990-04200	4-25		21-37	93210-13M63	1-45	95680-06100	12-10	97313-06010	7-10
	9- 6		9-13		22- 5		6-17	95780-08300	12-52	97313-06040	11- 4
	9-24	92990-05100	8-20		22-14		24- 7		12-66	97313-06050	6-23
90445-09105	9-21		19- 7		22-21	93210-16M64	7-16	95895-06020	18- 5	97313-08030	8-36
90445-09163	11- 9		23-36		22-25		25- 3	97013-06012	21-21	97315-06025	8-15
90445-09220	1-27	92990-05200	15- 5		22-29	93210-20M65	9-20		22- 4	97395-05016	14- 8
90445-10M78	11-35	92990-05600	4-15		23- 3	93210-24M79	1-47		22-13	97395-06014	15-39
90445-11M52	4-30		7- 6		23- 7		24- 8		23-11	97395-08016	20-18
90445-11M66	1-21		14- 9		23-12	93210-27ME3	6-14		23-18	97395-08030	12-44
90445-20ME5	15-14		15-45		23-19	93210-37M67	12-38	97013-06035	1-32	97395-08040	16-26
90445-24M00	15-14		19- 8		23-44	93210-56M80	17-53	97013-08025	20-16	97580-06030	14-17
90446-10M02	21-19		23-37		23-51		25-14	97090-08035	18- 2	97595-06520	1-20
90460-38M06	12-49	92990-06200	8-28	92990-08600	8-37	93210-57M09	17-52	97095-06008	13-24		1-41
90465-08028	4-33		10- 8		12-45		25-13	97095-06010	17- 7		9- 3
	4-34	92990-06300	18- 6		12-65	93306-00518	17-49	97095-06012	8-40		16-11
	21-20	92990-06600	1-13		16-27	93315-314V8	17-13		12-42		17-54
90465-13M11	21-23		1-15		18- 3	93315-317U2	17-50		16-20		21- 2
90467-08004	9- 7		1-33		20-17	93332-00005	17-12	97095-06016	6- 9		21- 9
	9-22		4- 3		20-19	93341-414V1	17-35		11-14	97780-40112	4-20
90467-10M04	11-39		4- 9	92995-06100	5-18	93430-04M03	23-43		11-20		4-24
90480-09M35	11- 2		6-19		7-11	93450-09M01	1-24		11-26		4-27
90480-13M24	21-30		6-24		8-16	93450-10M05	18-21		15- 8		17-16
	22-27		6-26		9-18	93450-15023	2-12		15-18	97780-50110	17-58
	23-49		8-41		21-36	93604-08062	17- 3		21-32	97890-05006	5-32
90480-15M31	19-17		9-19		22-24	93605-15065	12-31		22-20	98503-04014	9-12
90480-19031	11-24		11-21		23- 6	93606-12019	16-10		23- 2		24-27
90480-25161	21- 4		11-27	93101-13M27	16- 9		16-25	97095-06020	21-35	98507-04010	4-28
90501-12M40	3-15		12-11		25- 5		17-27		22-23	98580-04010	5-37
90501-12M41	3-16		12-33	93101-17054	17-51		18- 1		23- 5	98580-04016	5-22
90501-14M06	17-47		12-43		25-12	93700-06M03	12-22	97095-06025	1-12	98580-05012	7- 5
90501-18M00	12-25		12-58	93101-20048	17-25		14- 5		6-18		18- 8
90501-23M42	14-16		12-60		25-10	94701-00282	1-48		12-28		19- 6
90506-26M01	13-20		13- 4	93101-25M24	2- 3	94701-00300	1-48		14-11	98580-05016	4-14
90506-26M07	13-20		13-25		24-11	95023-06025	19- 4		21- 5	98580-05525	1-43
90508-18M33	13- 7		14-12	93102-18M21	6-12	95303-04600	15-29		21-27	98580-06018	5-17
90890-44373	8-18		14-14		24-12	95303-08700	8-11	97095-06030	1-14	98580-06020	19-11

NUMERICAL INDEX  
INDEX NUMERIQUE

PART NO. NO. PIECES	REF. NO.	PART NO. NO. PIECES	REF. NO.	PART NO. NO. PIECES	REF. NO.	PART NO. NO. PIECES	REF. NO.	PART NO. NO. PIECES	REF. NO.	PART NO. NO. PIECES	REF. NO.
98580-06025	9-17										
	19- 9										
98780-03008	9-11										
98780-05016	14- 3										
98813-03100	5-40										
98980-04008	23-32										
98980-06008	21-12										
99080-05600	13-12										
	13-19										
99510-08012	19-13										
99510-10114	1- 3										
	1-31										